



Patch shield for Arduino - v5.01

PRODUCT ID: 256

DISCONTINUED

DESCRIPTION

TECHNICAL DETAILS

DESCRIPTION

The patch shield is a cross between a patch panel/bay and a Wingshield. Its designed for times when you want to have remote sensors, or a control panel, or LEDs, or...practically anything where you want to avoid doing a lot of icky wiring!

The shield comes with 4 breadboard-friendly satellite headers. To connect, use any off-the-shelf Ethernet cable. On the shield itself, the sockets act as a patch bay so you can quickly try out different wiring schemes. We think this design will come in handy!

The patch shield kit comes with one main shield PCB and four satellite PCBs as well as all the components necessary to assemble. It does not come with an Arduino, Ethernet cables, breadboards or additional components. The kit is provided unassembled, but its fairly simple to put together and should only take about an hour using the very nice instructions

For more information, including instructions, files, tutorials and examples please check out the product's website!

TECHNICAL DETAILS

Details:

- Dimensions (main board): 56mm x 53mm x 18mm (2.2in x 2.1in x 0.7in)
- Dimensions (sat. board): 20mm x 26mm x 18mm (0.8in x 1in x 0.7in)

RoHS

LEARN

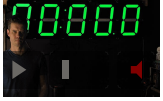

Ninja Timer: Giant 7-Segment Display

Build a huge timer for an event or race. It's a digital segment display made from RGB NeoPixels!

MAY WE ALSO SUGGEST...



Adafruit MetroX Classic Kit -



Proto-Screwshield



Breadboarding wire bundle



Tiny breadboard



Full sized breadboard



Half-size breadboard

DISTRIBUTORS EXPAND TO SEE DISTRIBUTORS

4.6 ★★★★★
Google
Customer Reviews