Rev.03.22.07
exb30s

EXB30 Series

Single output

Total Power: 16-30W
Input Voltage: 36-75VDC
# of Outputs: Single



Special Features

- High efficiency topology, 92% typical at 5 V
- Industry standard footprint
- Wide operating temperature, -40 °C to +85 °C (natural convection)
- 80% to 110% output trim
- No minimum load
- Overvoltage and overtemperature protection
- Remote sense compensation
- Remote ON/OFF
- Available RoHS compliant
- 2 year warranty

The EXB30 is a new high efficiency open frame isolated 30 Watt converter series in an industry standard footprint. The first five models in the series feature a 2:1 input voltage range of 36 Vdc to 75 Vdc and are available in output voltages of 12 V, 5 V, 3.3 V, 2.5 V and 2 V. Each model is trimmable from 80% to 110% except the 12 V output which has a wider trim range of 60% to 110%. The sub 5 V models have an output current rating of 8 A. Typical efficiencies for the models are 92% for the 5 V, 90% for the 3.3 V and 12V, 87% for the 2.5 V and 86% for the 2 V version. The EXB30 series offers remote ON/OFF and remote sense compensation to correct for voltage drops at the load. Overcurrent, overvoltage and overtemperature protection features are included as standard. With full international safety approval including EN60950 and cUL1950, the EXB30 reduces compliance costs and time to market.

ARTESYN®

EMERSON™
Network Power

Specifications

All specifications are typical at nominal input, full load at 25°C unless otherwise stated.

OUTPUT SPECIFICATIONS

Voltage adjustability		80% to 110%
Set point accuracy		±1.5% max.
Line regulation	Low line to high line	0.1% max.
Load regulation	Full load to min. load	0.2% max.
Total error band		±3.0%
Minimum load		0%
Overshoot	At turn-on and turn-off	None
Undershoot		None
Ripple and noise (See Note 1)	5 Hz to 20 MHz	150 mV pk-pk 20 mV rms
Temperature coefficient		±0.02%/°C
Transient response (See Note 2)	within total error band	2.0% max. deviation 300 µs recovery to
Remote sense		10% output voltage change

INPUT SPECIFICATIONS

Input voltage range	48 Vin nominal	36-75 Vdc
Input current Remote OFF	No load 10 mA max.	50 mA max.
Input current (max.) (See Note 4)	48 V models	1.0 A max. @ Io max. and Vin = 36-75 Vdc
Input reflected ripple	(See Note 6)	30 mA (pk-pk) typ.
Active high remote ON/OFF Logic compatibility ON OFF		Open collector ref to -input Open circuit or >2 Vdc <1.2 Vdc
Undervoltage lockout 48 Vin: power down	48 Vin: power up 31.5 V	34 V
Start-up time (See Note 7)	Power up Remote ON/OFF	30 ms 30 ms

EMC CHARACTERISTICS

Conducted emissions EN55022 (See Note 3)	EN55022 (See Note 3) Level B	Level A
Radiated emissions	EN55022 (See App. Note 108)	Level B
Immunity:		
ESD air	EN61000-4-2	8 kV (NP), 15 kV (RP)
ESD contact	EN61000-4-2	6 kV (NP), 8 kV (RP)
Radiated field enclosure	EN61000-4-3	10 V/m (NP)
Conducted (DC power)	EN61000-4-6	10 V (NP)
Conducted (signal)	EN61000-4-6	10 V (NP)
Input transients	ETS 300 132-2, ETR 283	

GENERAL SPECIFICATIONS

Efficiency		See table
Basic insulation	Input/output	1500 Vdc
Switching frequency	Fixed	300 kHz typ.
Approvals and standards (See Note 5)		VDE0805, EN60950 IEC950, UL/cUL1950 CSA C22.2 No. 950
Material flammability		UL94V-0
Weight		40 g (1.41 oz)
MTBF @ 25 °C, 100% load ground benign	MIL-HDBK-217F	>300,000 hours

ENVIRONMENTAL SPECIFICATIONS

Thermal performance temperature Non-operating	Operating ambient -40 °C to +125 °C	-40 °C to +85 °C
ETS 300 019-2-3		Classes T3.1 to T3.5
Altitude Non-operating	Operating 40,000 feet max.	10,000 feet max.

Specifications Contd.

OUTPUT POWER (MAX.)	INPUT VOLTAGE	OVP	OUTPUT VOLTAGE	OUTPUT CURRENT (MIN.)	OUTPUT CURRENT (MAX.)	EFFICIENCY (TYP.)	REGULATION		MODEL NUMBER (8,9)
							LINE	LOAD	
16 W	36-75 Vdc	2.3 Vdc	2 V	0 A	8 A	86%	±0.1%	±0.2%	EXB30-48S2V0J (EOL)
20 W	36-75 Vdc	2.9 Vdc	2.5 V	0 A	8 A	87%	±0.1%	±0.2%	EXB30-48S2V5J
26.4 W	36-75 Vdc	3.8 Vdc	3.3 V	0 A	8 A	90%	±0.1%	±0.2%	EXB30-48S3V3J
30 W	36-75 Vdc	5.65 Vdc	5 V	0 A	6 A	92%	±0.1%	±0.2%	EXB30-48S05J
30 W	36-75 Vdc	14.2 Vdc	12 V	0 A	2.5 A	90%	±0.1%	±0.2%	EXB30-48S12J

Notes

1. Measured as per recommended set-up.
2. di/dt = 0.1 A/µs, Vin = 48 Vdc, Tc = 25 °C, load change = 0.5 lo max. to 0.75 lo max. and 0.75 lo max. to 0.5 lo max.
3. The EXB30 meets level A and level B conducted emissions only with external components connected before the input pins to the converter. Full details are given in Application Note 108 on the website.
4. Recommended input fusing is a 2 A HRC 200 V rated fuse.
5. This product is only for inclusion by professional installers within other equipment and must not be operated as a stand alone product.
6. Simulated source impedance of 12 µH. 12 µH inductor in series with +Vin.
7. Start-up into resistive load.
8. The 'J' suffix indicates that these parts are Pb-free (RoHS 6/6) compliant. TSE RoHS 5/6 (non Pb-free) compliant versions may be available on special request, please contact your local sales representative for details.
9. NOTICE: Some models do not support all options. Please contact your local Artesyn representative or use the on-line model number search tool at http://www.artesyn.com/powergroup/products.htm to find a suitable alternative.

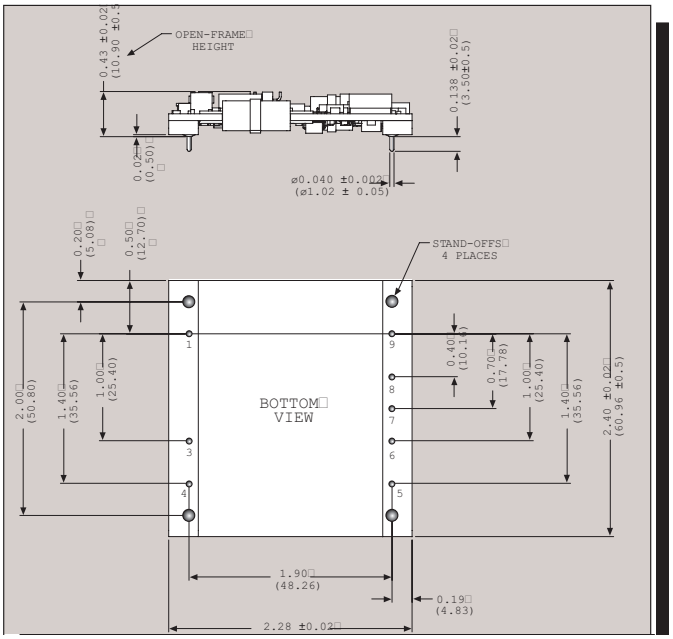

PROTECTION

Short circuit	Continuous
Overvoltage	Non-latching clamp
Thermal	125 °C hot spot temperature with automatic recovery

TELECOM SPECIFICATION

Central office interface A	ETS300-132-2, input voltage and current requirements

CAUTION: Hazardous internal voltages and high temperatures.
Ensure that unit is not user accessible.

EXTERNAL OUTPUT TRIMMING

All models can be externally trimmed by using the method shown below.

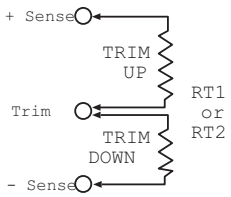

PIN CONNECTIONS

PIN NUMBER	FUNCTION
1	- Vin
2	No Pin
3	Remote ON/OFF
4	+ Vin
5	+ Vout
6	+ Sense
7	Trim
8	- Sense
9	- Vout

Embedded Power for
Business-Critical Continuity

Artesyn

5810 Van Allen Way
Carlsbad, CA 92008
USA
Telephone: +1 760 930 4600
Facsimile: +1 760 930 0698

Waterfront Business Park
Merry Hill, Dudley
West Midlands, DY5 1LX
United Kingdom
Telephone: +44 (0) 1384 842 211
Facsimile: +44 (0) 1384 843 355

13-15, Shing Wan Road
Tai Wai, Shatin, N. T.
Hong Kong
Telephone: +852 2699 2868
Facsimile: +852 2699 1770

For global contact, visit:
www.artesyn.com
technicalsupport@artesyn.com

While every precaution has been taken to ensure accuracy and completeness in this literature, Emerson Network Power assumes no responsibility, and disclaims all liability for damages resulting from use of this information or for any errors or omissions.

Emerson Network Power.
The global leader in enabling business-critical continuity.

- AC Power
- Connectivity
- DC Power
- **Embedded Power**
- Inbound Power
- Integrated Cabinet Solutions
- Outside Plant
- Precision Cooling
- Site Monitoring and Services

EmersonNetworkPower. com

Emerson Network Power and the Emerson Network Power logo are trademarks and service marks of Emerson Electric Co.
©2007 Emerson Electric Co.