NH KNIFE BLADE

NH fuses are typically used for power distribution applications and to protect large electrical devices such as motors, drives, etc. They are available in seven sizes with a current range of 2 to 1600 Amps.

NH fuses have knife blades at both ends, which mount into Fuse Bases. Fuse Bases are available in one or three pole designs and can be panel or DIN rail mounted.

Please refer to pg 19 for NH Fuse Accessories.

Operating Classes

gL/gG - Line Protection
Slow, typically used for distribution circuits or resistive loads.

Typical Marking: gL/gG

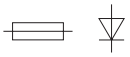

aM - Motor Protection
Fast acting short circuit protection, but slow acting overload protection.

Typical Marking: aM
Green imprint.

aR - Semiconductor Protection
Partial range, short circuit protection for devices such as diodes, SCRs, etc.

Typical Markings: Ultra Rapid™, Sitor™, Silcu™, Protistor™, Recticur™, Ultra Quick™, aR,

gR - Semiconductor Protection
Full range overload and short circuit protection for devices such as diodes, SCRs, etc.

Typical Markings: Ultra Rapid™, Sitor™, Silcu™, Protistor™, Recticur™, Ultra Quick™ , gR,
Mostly red, orange or blue imprint.

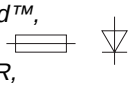



NH00 (NHC00)[3]

Ordering Information	Current/ Voltage	Cat. No.	Dim.	Std. Pk.
Operating Class gL / gG (VDE 0636 / IEC 269) Line Protection up to 500V AC (660V available)	2/500V AC	**2NH00GL**	A	3
	4/500V AC	**4NH00GL**	A	3
	6/500V AC	**6NH00GL**	A	3
	10/500V AC	**10NH00GL**	A	3
	16/500V AC	**16NH00GL**	A	3
	20/500V AC	**20NH00GL**	A	3
	25/500V AC	**25NH00GL**	A	3
	32/500V AC	**32NH00GL**	A	3
	35/500V AC	**35NH00GL**	A	3
	40/500V AC	**40NH00GL**	A	3
	50/500V AC	**50NH00GL**	A	3
	63/500V AC	**63NH00GL**	A	3
	80/500V AC	**80NH00GL**	A	3
NH00 Fuses Operating Class gL / gG are available in 660V, and with insulated tags.	100/500V AC	**100NH00GL**	A	3
	125/500V AC	**125NH00GL**	A	3
	160/500V AC	**160NH00GL**	A	3
Operating Class aM (VDE 0636 / IEC 269) Motor Protection up to 660V AC	2/660V AC	**2NH00AM-6**	A	3
	4/660V AC	**4NH00AM-6**	A	3
	6/660V AC	**6NH00AM-6**	A	3
	10/660V AC	**10NH00AM-6**	A	3
	16/660V AC	**16NH00AM-6**	A	3
	20/660V AC	**20NH00AM-6**	A	3
	25/660V AC	**25NH00AM-6**	A	3
	32/660V AC	**32NH00AM-6**	A	3
	35/660V AC	**35NH00AM-6**	A	3
	40/660V AC	**40NH00AM-6**	A	3
	50/660V AC	**50NH00AM-6**	A	3
	63/660V AC	**63NH00AM-6**	A	3
	80/660V AC	**80NH00AM-6**	A	3
	100/660V AC	**100NH00AM-6**	A	3
	125/500V AC	**125NH00AM**	A	3
	160/500V AC	**160NH00AM**	A	3
Super Fast Blow Operating Class aR / gR (VDE 0636 / IEC 269) Semiconductor Protection up to 660V AC (1000V available)	16/660V AC	**16NH00GR-6** [1]	A	3
	20/660V AC	**20NH00GR-6** [1]	A	3
	25/660V AC	**25NH00GR-6** [1]	A	3
	32/660V AC	**32NH00GR-6** [1]	A	3
	35/660V AC	**35NH00GR-6** [1]	A	3
	40/660V AC	**40NH00GR-6** [1]	A	3
	50/660V AC	**50NH00GR-6** [1]	A	3
	63/660V AC	**63NH00GR-6** [1]	A	3
	80/660V AC	**80NH00GR-6** [1]	A	3
	100/660V AC	**100NH00GR-6** [1]	A	3
	125/660V AC	**125NH00GR-6** [1]	A	3
	160/660V AC	**160NH00AR-6**	A	3

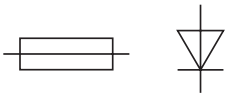

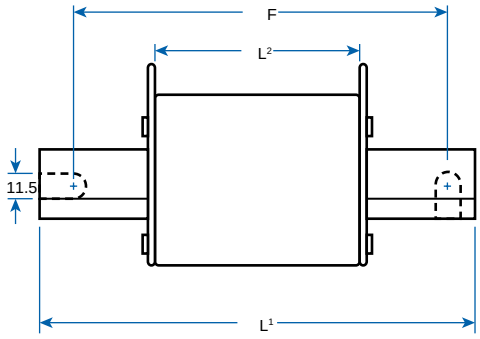

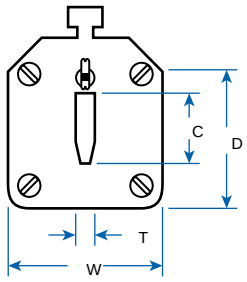

[1] Also available in Operating Class aR.

[2] Also available in 1000V. Designate suffix "-1" (ex. 32NH0GR-1).

[3] Size NHC00 will be supplied in place of NH00 at manufacturer discretion.

[4] Knife blade is available with screw holes, please designate a "B" after the size, (ex. 250NH3BAR-6).

Altech Corp.® • 35 Royal Road Flemington NJ 08822-6000 • Phone (908) 806-9400 • Fax (908) 806-9490 • www.altechcorp.com



NH0

Current/ Voltage	Cat. No.	Dim.	Std. Pk.
10/500V AC	**10NH0GL**	B	3
16/500V AC	**16NH0GL**	B	3
20/500V AC	**20NH0GL**	B	3
25/500V AC	**25NH0GL**	B	3
32/500V AC	**32NH0GL**	B	3
35/500V AC	**35NH0GL**	B	3
40/500V AC	**40NH0GL**	B	3
50/500V AC	**50NH0GL**	B	3
63/500V AC	**63NH0GL**	B	3
80/500V AC	**80NH0GL**	B	3
100/500V AC	**100NH0GL**	B	3
125/500V AC	**125NH0GL**	B	3
160/500V AC	**160NH0GL**	B	3
200/500V AC	**200NH0GL**	B	3
10/500V AC	**10NH0AM**	B	3
16/500V AC	**16NH0AM**	B	3
20/500V AC	**20NH0AM**	B	3
25/500V AC	**25NH0AM**	B	3
32/500V AC	**32NH0AM**	B	3
35/500V AC	**35NH0AM**	B	3
40/500V AC	**40NH0AM**	B	3
50/500V AC	**50NH0AM**	B	3
63/500V AC	**63NH0AM**	B	3
80/500V AC	**80NH0AM**	B	3
100/500V AC	**100NH0AM**	B	3
125/500V AC	**125NH0AM**	B	3
160/500V AC	**160NH0AM**	B	3
16/660V AC	**16NH0GR-6**	B	3
20/660V AC	**20NH0GR-6**	B	3
25/660V AC	**25NH0GR-6**	B	3
32/660V AC [2]	**32NH0GR-6**	B	3
40/660V AC [2]	**40NH0GR-6**	B	3
50/660V AC [2]	**50NH0GR-6**	B	3
63/660V AC [2]	**63NH0GR-6**	B	3
80/660V AC [2]	**80NH0GR-6**	B	3
100/660V AC [2]	**100NH0GR-6**	B	3
125/660V AC [2]	**125NH0GR-6**	B	3
160/660V AC [2]	**160NH0AR-6**	B	3



NH1

Current/ Voltage	Cat. No.	Dim.	Std. Pk.
16/500V AC	**16NH1GL**	C	3
20/500V AC	**20NH1GL**	C	3
25/500V AC	**25NH1GL**	C	3
32/500V AC	**32NH1GL**	C	3
35/500V AC	**35NH1GL**	C	3
40/500V AC	**40NH1GL**	C	3
50/500V AC	**50NH1GL**	C	3
63/500V AC	**63NH1GL**	C	3
80/500V AC	**80NH1GL**	C	3
100/500V AC	**100NH1GL**	C	3
125/500V AC	**125NH1GL**	C	3
160/500V AC	**160NH1GL**	C	3
200/500V AC	**200NH1GL**	D	3
224/500V AC	**224NH1GL**	D	3
250/500V AC	**250NH1GL**	D	3
16/500V AC	**16NH1AM**	C	3
20/500V AC	**20NH1AM**	C	3
25/500V AC	**25NH1AM**	C	3
32/500V AC	**32NH1AM**	C	3
35/500V AC	**35NH1AM**	C	3
40/500V AC	**40NH1AM**	C	3
50/500V AC	**50NH1AM**	C	3
63/500V AC	**63NH1AM**	C	3
80/500V AC	**80NH1AM**	C	3
100/500V AC	**100NH1AM**	C	3
125/500V AC	**125NH1AM**	C	3
160/500V AC	**160NH1AM**	C	3
200/500V AC	**200NH1AM**	D	3
224/500V AC	**224NH1AM**	D	3
250/500V AC	**250NH1AM**	D	3
16/660V AC	**16NH1GR-6**	C	3
20/660V AC	**20NH1GR-6**	C	3
25/660V AC [2]	**25NH1GR-6** [4]	C	3
32/660V AC [2]	**32NH1GR-6** [4]	C	3
35/660V AC [2]	**35NH1GR-6** [4]	C	3
40/660V AC [2]	**40NH1GR-6** [4]	C	3
50/660V AC [2]	**50NH1GR-6** [4]	C	3
63/660V AC [2]	**63NH1GR-6** [4]	C	3
80/660V AC [2]	**80NH1GR-6** [4]	C	3
100/660V AC [2]	**100NH1GR-6** [4]	C	3
125/660V AC [2]	**125NH1GR-6** [4]	C	3
160/660V AC [2]	**160NH1AR-6** [4]	C	3
200/660V AC [2]	**200NH1AR-6** [4]	D	3
224/660V AC [2]	**224NH1AR-6** [4]	D	3
250/660V AC [2]	**250NH1AR-6** [4]	D	3
315/500V AC	**315NH1AR**	D	3



NH2

Current/ Voltage	Cat. No.	Dim.	Std. Pk.
35/500V AC	**35NH2GL**	E	3
40/500V AC	**40NH2GL**	E	3
50/500V AC	**50NH2GL**	E	3
63/500V AC	**63NH2GL**	E	3
80/500V AC	**80NH2GL**	E	3
100/500V AC	**100NH2GL**	E	3
125/500V AC	**125NH2GL**	E	3
160/500V AC	**160NH2GL**	E	3
200/500V AC	**200NH2GL**	E	3
224/500V AC	**224NH2GL**	E	3
250/500V AC	**250NH2GL**	E	3
300/500V AC	**300NH2GL**	E	3
315/500V AC	**315NH2GL**	F	3
355/500V AC	**355NH2GL**	F	3
400/500V AC	**400NH2GL**	F	3
425/500V AC	**425NH2GL**	F	3
35/500V AC	**35NH2AM**	E	3
40/500V AC	**40NH2AM**	E	3
50/500V AC	**50NH2AM**	E	3
63/500V AC	**63NH2AM**	E	3
80/500V AC	**80NH2AM**	E	3
100/500V AC	**100NH2AM**	E	3
125/500V AC	**125NH2AM**	E	3
160/500V AC	**160NH2AM**	E	3
200/500V AC	**200NH2AM**	E	3
224/500V AC	**224NH2AM**	E	3
250/500V AC	**250NH2AM**	E	3
315/500V AC	**315NH2AM**	F	3
355/500V AC	**355NH2AM**	F	3
400/500V AC	**400NH2AM**	F	3
32/660V AC	**32NH2GR-6**	E	3
40/660V AC	**40NH2GR-6**	E	3
50/660V AC	**50NH2GR-6**	E	3
63/660V AC	**63NH2GR-6**	E	3
80/660V AC	**80NH2GR-6** [4]	E	3
100/660V AC	**100NH2GR-6** [4]	E	3
125/660V AC	**125NH2GR-6** [4]	E	3
160/660V AC	**160NH2AR-6** [4]	E	3
200/660V AC	**200NH2AR-6** [4]	E	3
250/660V AC	**250NH2AR-6** [4]	E	3
280/660V AC	**280NH2AR-6** [4]	E	3
315/660V AC	**315NH2AR-6** [4]	F	3
355/660V AC	**355NH2AR-6** [4]	E	3
400/660V AC	**400NH2AR-6** [4]	F	3

Approximate Dimensions for NH Fuses mm (in.)*

NH Size/Dim.	Overall Length (L_1)	Body Length (L_2)	Body Depth (D)	Body Width (W)	Blade Width (T)	Blade Thickness (C)	Fixing Center (F)
C00	79(3.11)	53 (2.09)	40 (1.57)	21 (0.83)	6 (0.24)	15 (0.59)	110 (4.33)
00/A	79(3.11)	52 (2.05)	42.5 (1.67)	28 (1.10)	6 (0.24)	15 (0.59)	110 (4.33)
0/B	125 (4.92)	65 (2.56)	42 (1.65)	29 (1.14)	6 (0.24)	15 (0.59)	110 (4.33)
1/C	135 (5.31)	65 (2.56)	42 (1.65)	29 (1.14)	6 (0.24)	15 (0.59)	110 (4.33)
1/D	135 (5.31)	65 (2.56)	48 (1.89)	40 (1.57)	6 (0.24)	20 (0.79)	110 (4.33)
2/E	150 (5.91)	65 (2.56)	48 (1.89)	40 (1.57)	6 (0.24)	20 (0.79)	110 (4.33)
2/F	150 (5.91)	65 (2.56)	60 (2.36)	53 (2.10)	6 (0.24)	26 (1.02)	110 (4.33)

*Dimensions to DIN 43620 refer to diagram on pg 16

NH KNIFE BLADE



NH 3



NH 4

Ordering Information	Current/ Voltage	Cat. No.	Dim.	Std. Pk.	Current/ Voltage	Cat. No.	Dim.	Std. Pk.
Operating Class gG / gL (VDE 0636 / IEC 269) Line Protection up to 500V AC (660V Available)	224/500V AC	**224NH3GL**	F	3	400/500V AC[5]	**400NH4GL**	H	1
	250/500V AC	**250NH3GL**	F	3	500/500V AC[5]	**500NH4GL**	H	1
	300/500V AC	**300NH3GL**	F	3	630/500V AC[5]	**630NH4GL**	H	1
	315/500V AC	**315NH3GL**	F	3	710/500V AC	**710NH4GL**	H	1
	355/500V AC	**355NH3GL**	F	3	800/500V AC[5]	**800NH4GL**	H	1
	400/500V AC	**400NH3GL**	F	3	850/500V AC	**850NH4GL**	H	1
	500/500V AC	**500NH3GL**	G	3	900/500V AC	**900NH4GL**	H	1
	630/500V AC	**630NH3GL**	G	3	1000/500V AC	**1000NH4GL**	H	1
					1250/500V AC	**1250NH4GL**	H	1
					1600/500V AC	**1600NH4GL**	I	1
Operating Class aM (VDE 0636 / IEC 269) Motor Protection up to 660V AC	224/500V AC	**224NH3AM**	F	3	400/500V AC	**400NH4AM**	H	1
	250/500V AC	**250NH3AM**	F	3	500/500V AC	**500NH4AM**	H	1
	300/500V AC	**300NH3AM**	F	3	630/500V AC[5]	**630NH4AM**	H	1
	315/500V AC	**315NH3AM**	F	3	800/500V AC[5]	**800NH4AM**	H	1
	355/500V AC	**355NH3AM**	F	3	1000/500V AC[5]	**1000NH4AM**	H	1
	400/500V AC	**400NH3AM**	F	3	1250/500V AC	**1250NH4AM**	H	1
	500/500V AC	**500NH3AM**	G	3				
	630/500V AC	**630NH3AM**	G	3				
Operating Class aR (VDE 0636 / IEC 269) Semiconductor Protection up to 660V AC (1000V Available)	250/660V AC	**250NH3AR-6[4]**	F	3				
	280/660V AC	**280NH3AR-6[4]**	F	3				
	300/660V AC	**300NH3AR-6[4]**	F	3				
	315/660V AC	**315NH3AR-6[4]**	F	3				
	355/660V AC	**355NH3AR-6[4]**	F	3				
	400/660V AC	**400NH3AR-6[4]**	F	3				
	500/660V AC	**500NH3AR-6[4]**	G	3				
	560/660V AC	**560NH3AR-6[4]**	G	3				
	630/660V AC	**630NH3AR-6[4]**	G	3				

[4] Knife blade is available with screw holes, please designate a "B" after the size, (ex. 250NH3BAR-6).

[5] Also available in 660VAC, please consult Altech.

For Accessories, please refer to pg 19

For Accessories, please refer to pg 19

Approximate Dimensions for NH Fuses mm (in.)*

NH Size/Dim.	Overall Length (L^1)	Body Length (L^2)	Body Depth (D)	Body Width (W)	Blade Thickness (T)	Blade Depth (C)	Fixing Center (F)
3/F	150 (5.91)	65 (2.56)	60 (2.36)	53 (2.10)	6 (0.24)	26 (1.02)	110 (4.33)
3/G	150 (5.91)	65 (2.56)	70 (2.75)	62 (2.44)	6 (0.24)	32 (1.26)	110 (4.33)
4/H	200 (7.87)	65 (2.56)	110 (4.33)	102 (4.01)	8 (0.31)	50 (1.97)	150 (5.91)
4/I	200 (7.87)	87 (3.42)	110 (4.33)	102 (4.01)	8 (0.31)	50 (1.97)	150 (5.91)

*Dimensions to DIN 43620 refer to diagram on pg 16

NH FUSE ACCESSORIES

FUSE BASE

Fuse Bases hold fuses in place and insure proper electrical connections. Available in one or three pole designs. Three-pole Fuse Bases are supplied with two Separator Plates which should be installed between poles. We recommend the use of End Plates and Terminal Covers for increased safety.

END PLATE

End Plates increase safety and provide separation between devices. Install by inserting End Plate into mounting entry slot on right or left side of Fuse Base. We recommend installing one End Plate on each side of the Fuse Base.

TERMINAL COVER

Covers increase safety by covering the conducting metal hardware of the Fuse Base and the Fuse. We suggest Terminal Covers be used in conjunction with End Plates. To install slide Terminal Cover over terminal slot and snap in place.

MICROSWITCH

Microswitches can be field mounted on NH fuses for remote blown fuse indication. (Sketch below)

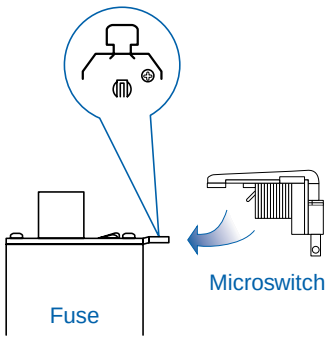

FUSE HANDLE

We strongly suggest using the Fuse Handle when inserting or removing fuses from the Fuse Base to prevent electrical shocks. For increased safety, use Fuse Handle with integral safety glove. Both Fuse Handles are for use with NH-Knife Blade Fuses, NH00 - NH4.



Fuse Base

No. of Poles	Cat. No.	Length mm (in.)	Use With Fuse(s)
1	**NHB00-1**	122 (4.80)	NH00
3	**NHB00-3**	139 (5.47)	NH00
1	**NHB0-1**	170 (6.69)	NH0
1	**NHB1-1**	202 (7.95)	NH1
3	**NHB1-3**	214 (8.42)	NH1
1	**NHB2-1**	227 (8.94)	NH2
3	**NHB2-3**	260 (10.24)	NH2
1	**NHB3-1**	242 (9.53)	NH3
1	**NHB4-1**	310 (12.20)	NH4
1	**NHB4A-1**	338 (13.31)	NH4A
1	**NHSMB**	146 (5.75)	NH00SM



Fuse End Plate

Cat. No.	Approx.Dim. mm (in.) Width	Length	Use With Fuse Base(s)
NHEP00	62 (2.44)	121 (4.76)	NHB00-1-3
NHEP0	62 (2.44)	180 (7.09)	NHB0-1-3
NHEP1	62 (2.44)	214 (8.42)	NHB1-1-3
NHEP2	90 (3.54)	260 (10.24)	NHB2-1-3
NHEP3	101 (3.98)	242 (9.53)	NHB3-1-3



Microswitch

Cat. No.	Current/ Voltage	Use With Fuse(s)
NHMS	5/250V AC (SPDT)	NH Knife Blade or NH Stud Mount (All Sizes)



Terminal Cover

Cat. No.	Use With Fuse Base(s)
NHTC00	NHB00-1-3



Fuse Handle

Cat. No.	Description
NHHA	Fuse Handle
NHSG	Fuse Handle with Safety Glove

For maximum protection use Fuse Handle with integral safety glove, not shown.

NH STUD MOUNT Semiconductor

Semiconductor Fuses have extremely fast acting trip characteristics and provide short circuit and overload protection for diodes, SCR's etc. Current limiting, super fast blow.

Semiconductor Fuses offered comply with IEC, DIN and VDE standards and are available in two trip characteristics, defined below.

For Accessories, please refer to pg 19 for NH Fuses.

Operating Classes
(VDE 0636 / IEC 269)

gR - Full Range Protection
Overload and short circuit protection.

Typical Markings: Ultra Rapid™, Silcu™, Recticur™, Protistor™, Ultra Quick™, gR

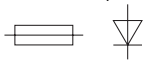

Mostly red, orange, or blue imprint.

aR - Partial Range Protection
Short circuit protection only. Faster acting than full range fuses.

Typical Markings: Ultra Rapid™, Silcu™, Recticur™, Protistor™, Ultra Quick™, aR

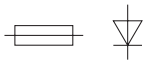

Mostly red, orange, or blue imprint.



USA
upon request

NH00C/SM
Stud Mount

Class gR

Current/ Voltage	Cat. No.	Std. Pk.
16/660V AC	**16SM00CGR**	3
20/660V AC	**20SM00CGR**	3
25/660V AC	**25SM00CGR**	3
32/660V AC	**32SM00CGR**	3
40/660V AC [1]	**40SM00CGR**	3
50/660V AC [1]	**50SM00CGR**	3
63/660V AC [1]	**63SM00CGR**	3
80/660V AC [1]	**80SM00CGR**	3
100/660V AC [1]	**100SM00CGR**	3
125/660V AC [1]	**125SM00CGR**	3

Class aR

160/660V AC [1]	**160SM00CAR**	3
200/660V AC [1]	**200SM00CAR**	3
250/660V AC [1]	**250SM00CAR**	3
315/500V AC [1]	**315SM00CAR**	3



NH00C/SM-L
Stud Mount with Microswitch Holder

Class gR

Current/ Voltage	Cat. No.	Std. Pk.
16/660V AC	**16SM00CGR-L**	3
20/660V AC	**20SM00CGR-L**	3
25/660V AC	**25SM00CGR-L**	3
32/660V AC	**32SM00CGR-L**	3
35/660V AC	**35SM00CGR-L**	3
40/660V AC	**40SM00CGR-L**	3
50/660V AC	**50SM00CGR-L**	3
63/660V AC	**63SM00CGR-L**	3
80/660V AC	**80SM00CGR-L**	3
100/660V AC	**100SM00CGR-L**	3
125/660V AC	**125SM00CGR-L**	3

Class aR

160/660V AC	**160SM00CAR-L**	3
180/660V AC	**180SM00CAR-L**	3

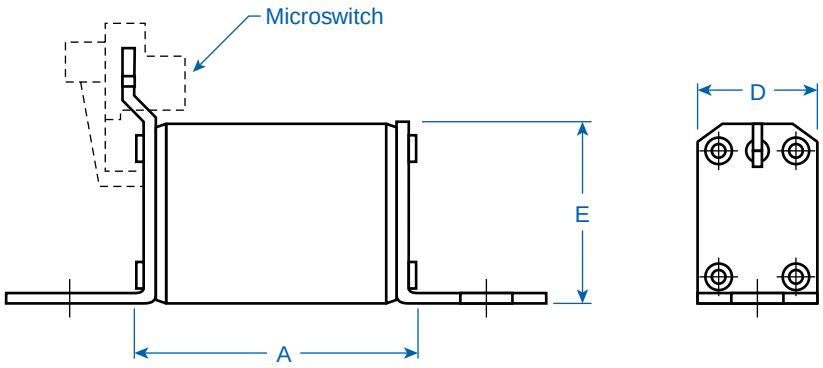

[1] UL recognized version available upon request. UL rated at 700VAC.
[2] Also available in operating class aR.

Altech Corp.® • 35 Royal Road Flemington NJ 08822-6000 • Phone (908) 806-9400 • Fax (908) 806-9490 • www.altechcorp.com



USA
upon request

NH00/SM
Stud Mount

Class gR

Current/ Voltage	Cat. No.	Std. Pk.
16/660V AC [2]	**16SM00GR**	3
20/660V AC [2]	**20SM00GR**	3
25/660V AC [2]	**25SM00GR**	3
32/660V AC [2]	**32SM00GR**	3
35/660V AC [2]	**35SM00GR**	3
40/660V AC [2]	**40SM00GR**	3
50/660V AC [2]	**50SM00GR**	3
63/660V AC [2]	**63SM00GR**	3
80/660V AC [2]	**80SM00GR**	3
100/660V AC [2]	**100SM00GR**	3
125/660V AC [2]	**125SM00GR**	3

Class aR

160/660V AC [1]	**160SM00AR**	3
200/660V AC [1]	**200SM00AR**	3
250/660V AC [1]	**250SM00AR**	3
315/660V AC [1]	**315SM00AR**	3
350/660V AC [1]	**350SM00AR**	3
400/660V AC	**400SM00AR**	3



NH00/SM-L
Stud Mount with Microswitch Holder

Class gR

Current/ Voltage	Cat. No.	Std. Pk.
6/660V AC [2]	**6SM00GR-L**	3
10/660V AC [2]	**10SM00GR-L**	3
16/660V AC [2]	**16SM00GR-L**	3
20/660V AC [2]	**20SM00GR-L**	3
25/660V AC [2]	**25SM00GR-L**	3
32/660V AC [2]	**32SM00GR-L**	3
35/660V AC [2]	**35SM00GR-L**	3
40/660V AC [2]	**40SM00GR-L**	3
50/660V AC [2]	**50SM00GR-L**	3
63/660V AC [2]	**63SM00GR-L**	3
80/660V AC [2]	**80SM00GR-L**	3
100/660V AC [2]	**100SM00GR-L**	3
125/660V AC [2]	**125SM00GR-L**	3

Class aR

160/660V AC	**160SM00AR-L**	3
200/660V AC	**200SM00AR-L**	3
250/660V AC	**250SM00AR-L**	3
315/660V AC	**315SM00AR-L**	3
350/660V AC	**350SM00AR-L**	3
400/660V AC	**400SM00AR-L**	3



NH0/SM-L
Stud Mount with Microswitch Holder

Class gR

Current/ Voltage	Cat. No.	Std. Pk.
6/660V AC	**6SM0GR-L**	3
10/660V AC	**10SM0GR-L**	3
16/660V AC	**16SM0GR-L**	3
20/660V AC	**20SM0GR-L**	3
25/660V AC	**25SM0GR-L**	3
32/660V AC	**32SM0GR-L**	3
35/660V AC	**35SM0GR-L**	3
40/660V AC	**40SM0GR-L**	3
50/660V AC	**50SM0GR-L**	3
63/660V AC	**63SM0GR-L**	3
80/660V AC	**80SM0GR-L**	3
100/660V AC	**100SM0GR-L**	3
125/660V AC	**125SM0GR-L**	3

Class aR

160/660V AC	**160SM0AR-L**	3

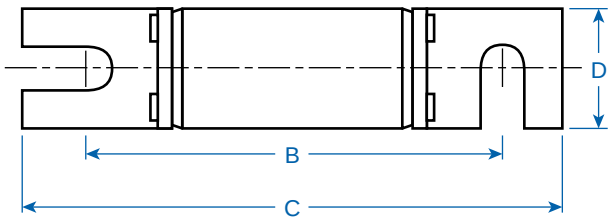

Approximate Dimensions
Stud Mount mm (in.)*

Dim.	NHC00	NH00	NH0
A	55 (2.17)	55 (2.17)	69 (2.72)
B	80 (3.15)	80 (3.15)	97 (3.82)
C	100 (3.94)	100 (3.94)	120 (4.72)
D	20 (0.79)	28 (1.10)	28 (1.10)
E	39 (1.54)	50 (1.97)	50 (1.97)

*Dimensions to DIN 43653