G-TRIP CHARACTERISTICS

Application Examples:

General industrial, including motors, some transformers, solenoids, control circuits, lighting and wiring. Meets the US trip norms with relatively short thermal trip delay and high magnetic trip point.

Type Designation

2	G	N	U	60
(a)	**(b)**	**(c)**	**(d)**	**(e)**

(a) = Number of Poles
(b) = Trip Characteristic
(c) = Blank: without neutral pole
= N: with neutral pole
(d) = U: UL/CSA version
= R: ring tongue terminals, UL/CSA version
= Blank: European version
(e) = Rated Current

Approvals:

UL508 Listed

ONE POLE



1G

Rated Current	Type/ Cat. No.	Approvals
0.3A	1GU03	
0.5A	1GU05	
0.75A	NA	
0.8A❶	1GU08	
1.0A	1GU1	
1.6A	1GU1.6	
2.0A	1GU2	
2.5A	1GU2.5	
3.0A	1GU3	
3.5A	1GU3.5	
4.0A	1GU4	
5.0A	1GU5	
6.0A	1GU6	
8.0A	1GU8	
10A	1GU10	
12A❶	1GU12	
12.5A	1GU125	
13A	1GU13	
15A❶	1GU15	
16A	1GU16	
20A	1GU20	
25A	1GU25	
30A❶	1GU30	
32A	1GU32	
40A	1GU40	
50A	1GU50	
60A❶	1GU60	
63A	1GU63	

ONE POLE PLUS NEUTRAL



2GN

Type/ Cat. No.	Approvals
2GNU03	
2GNU05	
NA	
2GNU08	
2GNU1	
2GNU1.6	
2GNU2	
2GNU2.5	
2GNU3	
2GNU3.5	
2GNU4	
2GNU5	
2GNU6	
2GNU8	
2GNU10	
2GNU12	
2GNU125	
2GNU13	
2GNU15	
2GNU16	
2GNU20	
2GNU25	
2GNU30	
2GNU32	
2GNU40	
2GNU50	
2GNU60	
2GNU63	

Voltage Rating❸	277VAC	277VAC
Interrupting Capacity (UL/CSA - Ratings)	0.3-60A (RC): 10kA with UL-listed RK5 back-up fuse or MCCB	0.3-60A (RC): 10kA with UL-listed RK5 back-up fuse or MCCB
Group Short Circuit (UL/CSA - Ratings)	0.3-10A (RC): 10kA; 12-60A (RC): 5kA no branch circuit protection required	0.3-10A (RC): 10kA; 12-60A (RC): 5kA no branch circuit protection required
Interrupting Capacity (VDE - Ratings)	0.3-63A (RC): 10kA	0.3-63A (RC): 10kA
Mechanical Endurance	10000 ON/OFF operations❷	10000 ON/OFF operations❷
Calibration Temperature	40°C (104°F)	40°C (104°F)
Standard Pack and Weight	10/0.3A - 32A = 1.4kg (3.1 lb.) 40A - 63A = 1.6kg (3.5 lb.)	5/0.3A - 32A = 1.3kg (2.9 lb.) 40A - 63A = 1.45kg (3.2 lb.)
Terminal Size Acceptability	Top: 18-3 AWG; Bottom: 18-2 AWG	Top: 18-3 AWG; Bottom: 18-2 AWG
Terminal Torque	20 lb.in.	20 lb.in.

Basic Dimensions (Elevation View)

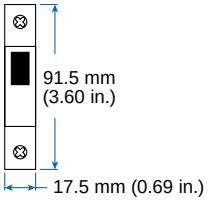

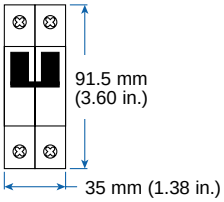

❶ Not European standard rating.
❷ Please refer to page 21 for specific applications.
❸ DC rating (Manufacturer's self certification): One pole 48VDC, two pole series 125VDC
* AC Motor Starting, Across-the-line approval pending

TWO POLE



2G

THREE POLE



3G

Rated Current	Type/ Cat. No.	Approvals	Type/ Cat. No.	Approvals
0.3A	2GU03		3GU03	
0.5A	2GU05		3GU05	
0.75A	NA		NA	
0.8A❶	2GU08		3GU08	
1.0A	2GU1		3GU1	
1.6A	2GU1.6		3GU1.6	
2.0A	2GU2		3GU2	
2.5A	2GU2.5		3GU2.5	
3.0A	2GU3		3GU3	
3.5A	2GU3.5		3GU3.5	
4.0A	2GU4		3GU4	
5.0A	2GU5		3GU5	
6.0A	2GU6		3GU6	
8.0A	2GU8		3GU8	
10A	2GU10		3GU10	
12A❶	2GU12	*	3GU12	*
12.5A	2GU125	*	3GU125	*
13A	2GU13	*	3GU13	*
15A❶	2GU15	*	3GU15	*
16A	2GU16	*	3GU16	*
20A	2GU20	*	3GU20	*
25A	2GU25	*	3GU25	*
30A❶	2GU30	*	3GU30	*
32A	2GU32	*	3GU32	*
40A	2GU40	*	3GU40	*
50A	2GU50	*	3GU50	*
60A❶	2GU60	*	3GU60	*
63A	2GU63		3GU63	
480Y/277VAC			480Y/277VAC	
0.3-60A (RC): 10kA with UL-listed RK5 back-up fuse or MCCB			0.3-60A (RC): 10kA with UL-listed RK5 back-up fuse or MCCB	
0.3-10A (RC): 10kA; 12-60A (RC): 5kA no branch circuit protection required			0.3-10A (RC): 10kA; 12-60A (RC): 5kA no branch circuit protection required	
0.3-63A (RC): 10kA			0.3-63A (RC): 10kA	
10000 ON/OFF operations❷			10000 ON/OFF operations❷	
40°C (104°F)			40°C (104°F)	
5/1.4kg (3.1 lb.)			4/1.68kg (3.7 lb.)	
Top: 18-3 AWG; Bottom: 18-2 AWG			Top: 18-3 AWG; Bottom: 18-2 AWG	
20 lb.in.			20 lb.in.	

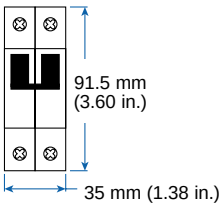

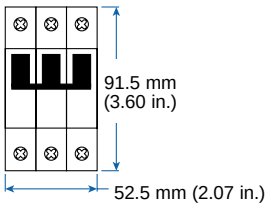

Basic Dimensions (side view)

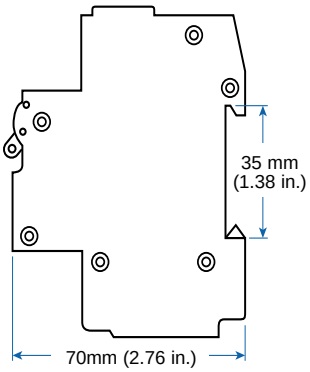

V-EA-G Trip
0.3A Through 10A Rated Current

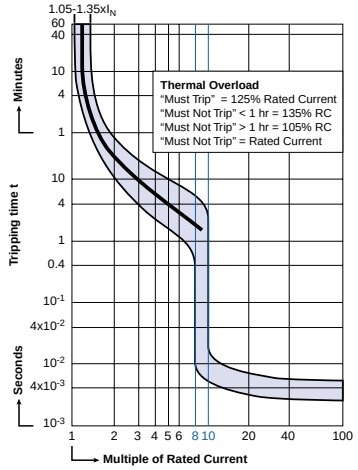

V-EA-G Trip
12A Through 63A Rated Current

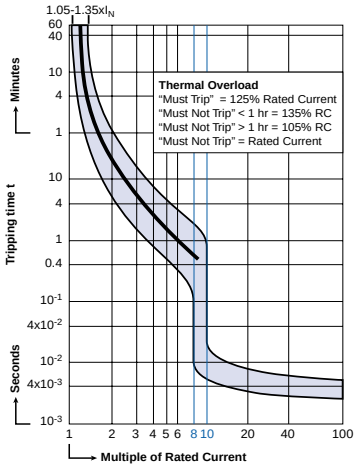

"G" Magnetic Trip Parameters
Rated Current, 0.3A to 63A.

Magnetic Trip:
1. Hold for a minimum of 100ms at surge of 8 times rated current.
2. Trip in under 100ms at 10 times rated current.

NB: Trip curves shown comply with North American standards. For trip curves according to European standards please consult Altech.