

Measuring Leads
2 mm System



Type	MVL 2/25; MVL 2/50; MVL 2/100	MAL S WS 2-4 100/1
	Injection-moulded measuring lead, at either end 2 mm diameter nickel-plated brass connector and 2 mm diameter socket with contact spring, for tower constructions. Highly flexible stranded lead, grip and lead shatter-proof.	Safety measuring lead according to IEC 61010, one end with 2 mm safety plug and other end with 4 mm safety plug, as well as 2 mm and 4 mm socket for onward connection capability. Gold-plated / nickel-plated copper-beryllium contact spring. Highly flexible, double insulated stranded lead and shatter-proof grip sleeves. Built in colour indicator for easy identification of insulation damages.
Cable length	0.25m (9.8”), 0.5m (19.7”), 1.0m (39.4”)	100 m (39.4”)
Cable size	0.5 mm² (20AWG)	1 mm² (18 AWG)
Cable material	PVC	PVC
Pin dimensions	2 mm (0.078”)	2 mm (0.078”) / 4 mm (0.157”)
Cable type	LF-Y	LEH-XY
PART NO. / Housing color	0.25 m **973594100** ● **973594101** ● 0.5 m **973595100** ● **973595101** ● 1.0 m **973596100** ● **973596101** ●	● **975163100** ● **975163105** ● **975163101** ● **975163106** ● **975163102** ● **975163107** ● **975163103** ● **975163109** ● **975163104**
Technical Data		
Contact Type	stationary pin	spring-loaded pin
Voltage Rating	30 VAC / 60 VDC	AC/DC 1000V
Measurement Category (IEC61010)	CAT I	CAT II
Current Rating*	6 A	10 A
Contact Resistance	26 mOhm	21 mOhm
Material Specifications		
Contact Pin	nickel plated brass	nickel plated brass
Contact Spring	copper beryllium	gold plated copper beryllium
Housing	Polypropylene	Polyamide
Environmental Conditions		
Temperature Range	-40 °C to +60 °C (-40°F to 140°F)	-15 °C to +70 °C (5°F to 158°F)
Flamability Rating		
Housing	UL 94 HB	UL 94 V-2

Drawing

Measurements are shown in millimeters.
Multiply by 0.03937 to convert to inches.

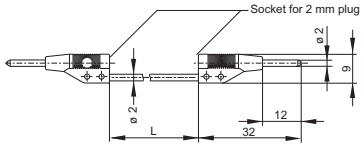

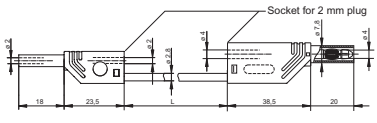

* Please consider derating graph on page 80.