# CONTROL KNOBS, MOLDED PHENOLIC

## FEATURES

- Cosmetic black gloss finish.
- Anti-static plastic.
- Positive retention #6-32 set screws.
- Fits 1/8" dia. & 1/4" dia. shafts.
- Functionally rugged.
- Special designs available.

## MATERIALS

| | |
|---|---|
| Knob: | Custom molded phenolic, color black. |
| Inlay: | Spun aluminum |
| Threaded Insert: | Brass. |
| Setscrew: | Heat treated high alloy steel with cup point and hex head, or slotted head. Note: 1 or 2 supplied, depending on model. |

Notes: Dimensions in inches & (millimeters). Shaft size is last 3 digits of Model No.

SPECIFICATIONS SUBJECT TO CHANGE WITHOUT NOTICE.

## 41001 SERIES — Straight knurl line indicator on top





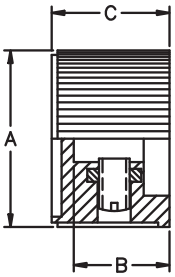


| MODEL | A | B | C |
|---|---|---|---|
| **410011B1/8** | .787 (20.0) | .512 (13.0) | .630 (16.0) |
| **410011B1/4** | .787 (20.0) | .512 (13.0) | .630 (16.0) |
| **410012B1/4** | .945 (24.0) | .512 (13.0) | .630 (16.0) |

## 41003 SERIES — Straight knurl with aluminum cap & line indicator on top



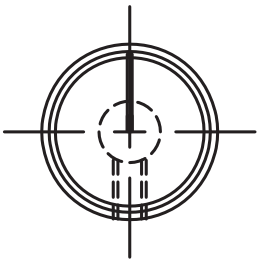

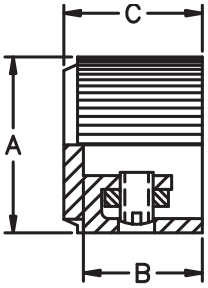


| MODEL | A | B | C |
|---|---|---|---|
| **410031B1/8** | .551 (14.0) | .472 (12.0) | .551 (14.0) |
| **410032B1/4** | .716 (18.2) | .496 (12.6) | .555 (14.1) |

## 41004 SERIES — Ribbed without inlay with square indicator on top



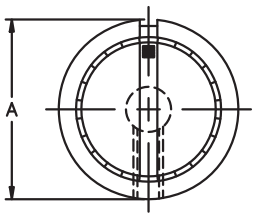


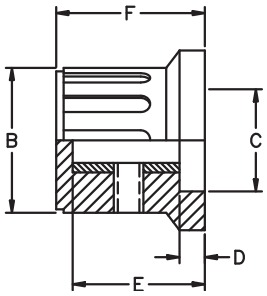


Note: This series has matte black finish

| MODEL | A | B | C | D | E | F |
|---|---|---|---|---|---|---|
| ***410041B1/8** | .610 (15.5) | .500 (12.7) | .374 (9.5) | .122 (3.1) | .472 (12) | .583 (14.8) |
| **410041B1/4** | .610 (155) | .500 (12.7) | .374 (9.5) | .122 (3.1) | .472 (12) | .583 (14.8) |
| **410042B1/4** | .799 (20.3) | .646 (16.4) | .443 (11.2) | .130 (3.2) | .575 (14.6) | .618 (15.7) |
| **410043B1/4** | .953 (24.2) | .772 (19.6) | .551 (14) | .209 (5.3) | .705 (17.9) | .784 (19.9) |
| ****410044B1/4** | 1.402 (35.6) | 1.106 (28.1) | .898 (22.8) | .078 (2.0) | .574 (14.6) | .722 (18.3) |

* - This model has one #4-40 set screw.
** - This model has two #6-32 set screws.

U

Notes: Dimensions in inches & (millimeters). Shaft size is last 3 digits of Model No.

## MPK SERIES — Straight knurl with white dot indicator on skirt



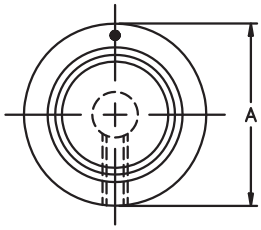


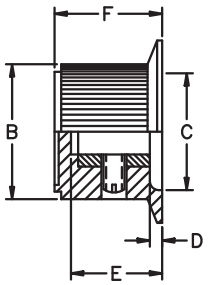


| MODEL | A | B | C | D | E | F |
|---|---|---|---|---|---|---|
| **MPK50B1/8** | .750 (19.0) | .571 (14.5) | .580 (14.7) | .055 (1.4) | .461 (11.7) | .550 (14.0) |
| **MPK50B1/4** | .750 (19.0) | .571 (14.5) | .580 (14.7) | .055 (1.4) | .461 (11.7) | .550 (14.0) |
| **MPK70B1/4** | 1.000 (25.4) | .740 (18.7) | .710 (18.0) | .080 (2.0) | .500 (12.7) | .580 (15.0) |
| **MPK90B1/4** | 1.250 (31.7) | .988 (25.1) | .870 (22.1) | .090 (2.3) | .460 (11.7) | .590 (15.0) |

## MPKA SERIES — Ribbed with white line indicator on skirt



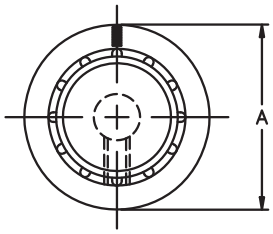


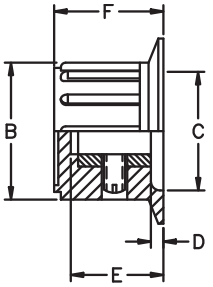


| MODEL | A | B | C | D | E | F |
|---|---|---|---|---|---|---|
| **MPKA50B1/8** | .790 (20.0) | .580 (14.7) | .540 (13.7) | .080 (2.0 | .450 (11.4) | .590 (15.0) |
| **MPKA50B1/4** | .790 (20.0) | .580 (14.7) | .540 (13.7) | .080 (2.0) | .450 (11.4) | .590 (15.0) |
| **MPKA70B1/4** | .980 (24.9) | .580 (14.7) | .472 (12.0) | .160 (4.0) | .580 (14.7) | .677 (17.2) |
| **MPKA90B1/4** | 1.360 (34.5) | .960 (24.3) | .680 (17.2) | .200 (5.0) | .740 (18.8) | .850 (21.5) |

## MPKES SERIES — Fluted with white line indicator on side and skirt



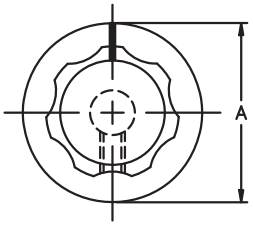


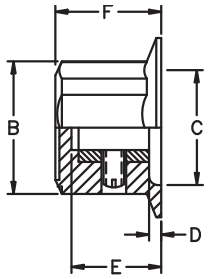


| MODEL | A | B | C | D | E | F |
|---|---|---|---|---|---|---|
| **MPKES60B1/8** | .750 (19.0) | .620 (15.7) | .460 (11.6) | .090 (2.3) | .370 (9.4) | .470 (11.9) |
| **MPKES60B1/4** | .750 (19.0) | .620 (15.7) | .460 (11.6) | .090 (2.3) | .370 (9.4) | .470 (11.9) |
| **MPKES70B1/4** | .850 (21.5) | .750 (19.0) | .710 (18.1) | .080 (2.0) | .420 (10.6) | .540 (13.7) |
| **MPKES90B1/4** | 1.000 (25.4) | .890 (22.6) | .870 (22.1) | .080 (2.0) | .470 (11.9) | .570 (14.4) |
| **MPKES120B1/4** | 1.300 (33.0) | 1.160 (29.4) | 1.000 (25.4) | .120 (3.0) | .500 (12.7) | .630 (16.0) |
| **MPKES140B1/4** | 1.48 (37.6) | 1.35 (34.3) | .120 (3.0) | .120 (3.0) | .550 (13.9) | .690 (17.5) |

## MPKG SERIES — Ribbed with white line indicator on side



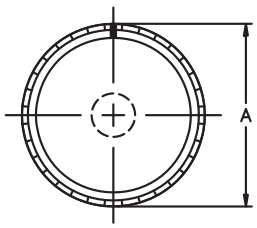


MPKG 90 THRU 125
TWO SET SCREWS

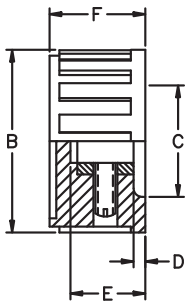


MPKG 40 THRU 70
ONE SET SCREW

| MODEL | A | B | C | D | E | F |
|---|---|---|---|---|---|---|
| **MPKG40B1/8** | .440 (11.1) | .410 (10.4) | .320 (8.1) | .080 (2.0) | .380 (9.7) | .470 (11.9) |
| **MPKG50B1/8** | .550 (14.0) | .500 (12.7) | .440 (11.1) | .056 (1.4) | .395 (10.0) | .520 (13.2) |
| **MPKG50B1/4** | .550 (14.0) | .500 (12.7) | .440 (11.1) | .056 (1.4) | .395 (10.0) | .520 (13.2) |
| **MPKG60B1/4** | .660 (16.7) | .610 (15.5) | .550 (14.0) | .080 (2.0) | .430 (10.9) | .550 (14.0) |
| **MPKG70B1/4** | .740 (18.8) | .700 (17.8) | .590 (15.0) | .080 (2.0) | .450 (11.4) | .550 (14.0) |
| **MPKG90B1/4** | .860 (21.8) | .810 (20.6) | .720 (18.3) | .080 (2.0) | .410 (10.4) | .550 (14.0) |
| **MPKG100B1/4** | 1.050 (26.6) | 1.000 (25.4) | .920 (23.3) | .080 (2.0) | .430 (10.9) | .550 (14.7) |
| **MPKG125B1/4** | 1.250 (31.8) | 1.200 (30.4) | .690 (17.5) | .080 (2.0) | .430 (10.9) | .580 (14.7) |

SPECIFICATIONS SUBJECT TO CHANGE WITHOUT NOTICE.

U


APEM, 63 Neck Road, HAVERHILL, MA USA 01835-0788 TOLL FREE: (877) 246-7890 FAX: (978) 372-3534 E-mail: info@apem.com

Notes: Dimensions in inches & (millimeters). Shaft size is last 3 digits of Model No.

SPECIFICATIONS SUBJECT TO CHANGE WITHOUT NOTICE.

## PKD SERIES Straight knurl with skirt with 0 to 10 numerals



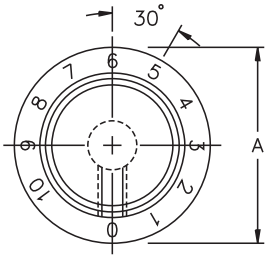


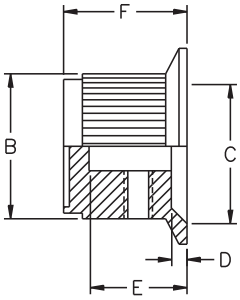


| MODEL | A | B | C | D | E | F |
|---|---|---|---|---|---|---|
| **PKD60B101/8** | .780 (19.8) | .600 (15.2) | .490 (12.4) | .060 (1.53) | .390 (9.91) | .510 (12.9) |
| **PKD60B101/4** | .780 (19.8) | .600 (15.2) | .490 (12.4) | .060 (1.53) | .390 (9.91) | .510 (12.9) |
| **PKD70B101/4** | 1.00 (25.4) | .740 (18.8) | .730 (18.5) | .090 (2.29) | .500 (12.7) | .590 (15.0) |
| **PKD100B101/4** | 1.29 (32.7) | 1.00 (25.4) | .730 (18.5) | .040 (1.01) | .500 (12.7) | .590 (15.0) |

## PKJ SERIES Straight knurl with pointer and indicator line on side



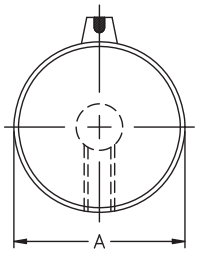


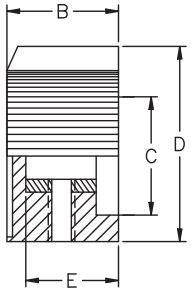


| MODEL | A | B | C | D | E |
|---|---|---|---|---|---|
| **PKJ50B1/8** | .510 (12.9) | .510 (12.9) | .350 (8.89) | .590 (15.0) | .430 (10.9) |
| ***PKJ50B1/4** | .510 (12.9) | .510 (12.9) | .350 (8.89) | .590 (15.0) | .430 (10.9) |
| **PKJ60B1/4** | .640 (16.2) | .550 (14.0) | .470 (11.9) | .760 (19.3) | .450 (11.4) |
| **PKJ70B1/4** | .760 (19.3) | .550 (14.0) | .550 (14.0) | .910 (23.1) | .450 (11.4) |

*- Knob has #4-40 set screw.

## PKJT SERIES Straight knurl with pointer and indicator line on side



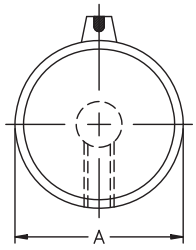


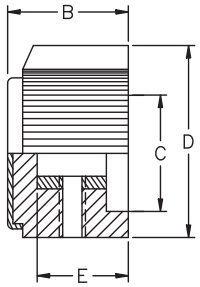


| MODEL | A | B | C | D | E |
|---|---|---|---|---|---|
| **PKJT50B1/8** | .510 (12.9) | .590 (15.0) | .350 (8.89) | .590 (15.0) | .430 (10.9) |
| ***PKJT50B1/4** | .510 (12.9) | .590 (15.0) | .350 (8.89) | .590 (15.0) | .430 (10.9) |
| **PKJT60B1/4** | .640 (16.2) | .620 (15.7) | .470 (11.9) | .760 (19.3) | .450 (11.4) |
| **PKJT70B1/4** | .760 (19.3) | .620 (15.7) | .550 (14.0) | .910 (23.1) | .450 (11.4) |

*- Knob has #4-40 set screw.

U