POWER

AEE Series

40 Watts

Data Sheet

Total Power: 40 Watts
Input Voltage: 12 V, 24 V or 48 V
# of Outputs: Single, Dual



RoHS

SPECIAL FEATURES

- Encapsulated
- Wide 4:1 input range
- 1" x 2" DIP package
- 1500 Vdc I/O isolation
- Single and Dual output
- OCP, OVP, OTP protection
- Remote On/Off
- High efficiency - 91%
- Operating temp. range –40°C to +85 °C (with derating)

SAFETY

- UL/cUL 60950-1 (CSA)
- IEC/EN 60950-1

Electrical Specifications

Input	
Input range	9 to 36 Vdc; 18 to 75 Vdc
Efficiency[2]	90% @ 5 Vo
Output	
Voltage tolerance	±1.0%
Line regulation	±0.5%
Load regulation	Single output: ±0.5% Dual output: ±1.0%
Noise/ripple	3.3 Vo, 5 Vo: 100 mV Others: 150 mV
OCP and S/C protection	Hiccup
Over voltage protection	Latched
OTP protection	Latched
Switching frequency	24 Vdc: 286 KHz Others: 320 KHz
Temperature coefficient	±0.02 /°C
Isolation	
I/O isolation	1500 Vdc min.
Insulation resistance	1000 Mohm
Insulation capacitance	1500 pF

Environmental Specifications

Operating ambient temperature range	-40 °C to +85 °C
Storage temperature	-50 °C to +125 °C
Humidity	5% to 95% (non-condensing)
Calculated MTBF	328 Khrs

ARTESYN™
EMBEDDED TECHNOLOGIES

Mechanical Drawings

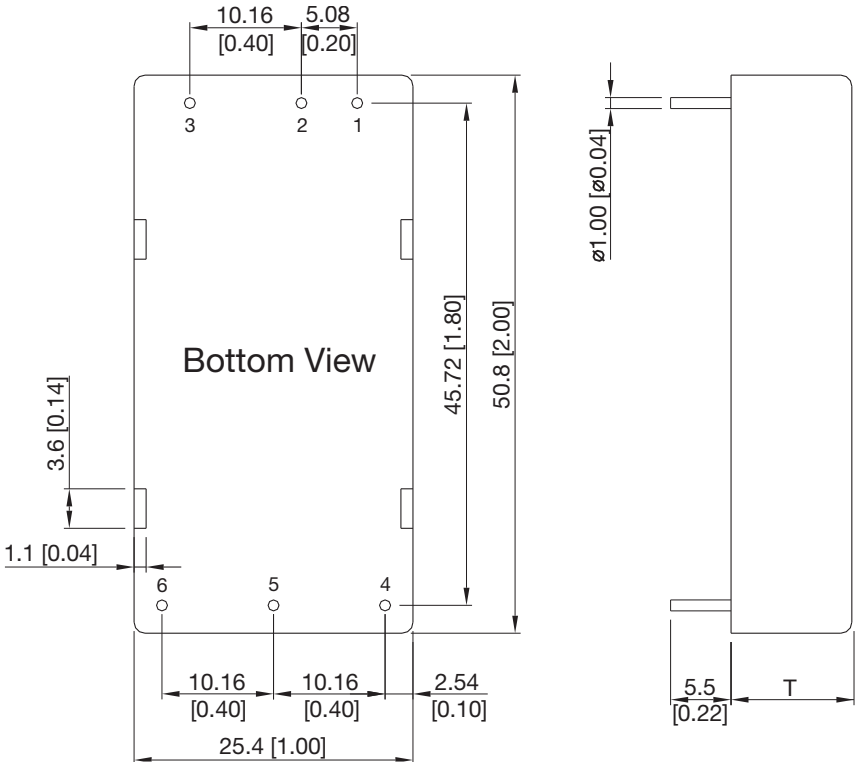

Pin Connectors		
Pin No.	*Single Output*	*Dual Output*
1	+Vin	+Vin
2	-Vin	-Vin
3	Remote On/Off	Remote On/Off
4	+Vout	+Vout
5	-Vout	Common
6	Trim	-Vout

T: 11.0 mm (0.43 inch) for 24 V Output Models
T: 10.2 mm (0.40 inch) for Other Output Models

- All dimensions in mm (inches)
- Tolerance: X.X±0.25 (X.XX±0.01)
  X.XX±0.13 (X.XXX±0.005)
- Pin diameter Ø 1.0 ±0.05 (0.04±0.002)

Physical Characteristics

Case Size (24 V Output)	50.8 x 25.4 x 11 mm (2.0 x 1.0 x 0.43 inches)
Case Size (Other Output)	50.8 x 25.4 x 10.2 mm (2.0 x 1.0 x 0.40 inches)
Case Material	Aluminium Alloy, Black Anodized Coating
Base Material	FR4 PCB (flammability to UL 94V-0 rated)
Pin Material	Copper Alloy with Gold Plate Over Nickel Subplate
Weight	30 g

Ordering Information

Model Number	Input Voltage	Output 1 Voltage	Output 2 Voltage	Maximum Power
AEE08F18-L	9 - 36 V	3.3 V @ 8 A		26.4 W
AEE08A18-L	9 - 36 V	5 V @ 8 A		40 W
AEE03B18-L	9 - 36 V	12 V @ 3.33 A		40 W
AEE02C18-L	9 - 36 V	15 V @ 2.67 A		40 W
AEE01H18-L	9 - 36 V	24 V @ 1.67 A		40 W
AEE01BB18-L	9 - 36 V	12 V @ 1.67 A	-12 V @ 1.67 A	40 W
AEE01CC18-L	9 - 36 V	15 V @ 1.33 A	-15 V @ 1.33 A	40 W
AEE08F36-L	18 - 75 V	3.3 V @ 8 A		26.4 W
AEE08A36-L	18 - 75 V	5 V @ 8 A		40 W
AEE03B36-L	18 - 75 V	12 V @ 3.33 A		40 W
AEE02C36-L	18 - 75 V	15 V @ 2.67 A		40 W
AEE01H36-L	18 - 75 V	24 V @ 1.67 A		40 W
AEE01BB36-L	18 - 75 V	12 V @ 1.67 A	-12 V @ 1.67 A	40 W
AEE01CC36-L	18 - 75 V	15 V @ 1.33 A	-15 V @ 1.33 A	40 W

To order the converter with heatsink, please add a suffix –HS (e.g. AEE08F18-LHS) to order code.

Mechanical Drawings

Heatsink (Option –HS)

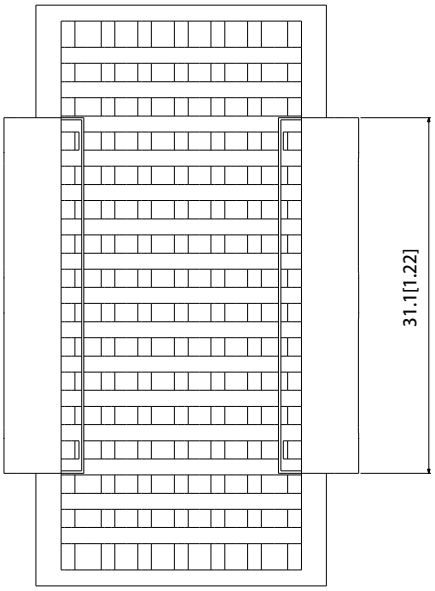

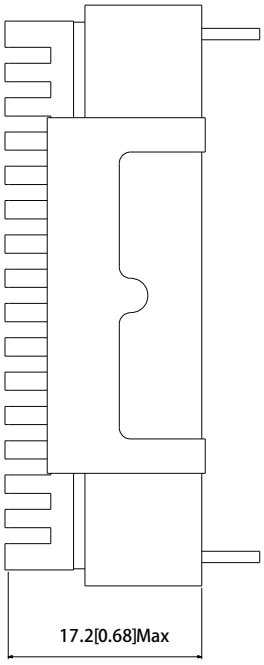

The advantages of adding a heatsink are:

1. To help heat dissipation and increase the stability and reliability of DC/DC converters at high operating temperature atmosphere.
2. To upgrade the operating temperature of DC/DC converters, please refer to Derating Curve.

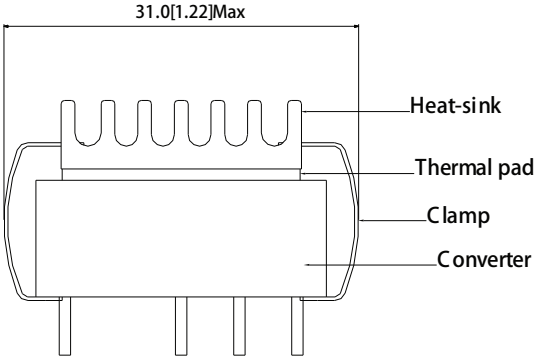

Physical Characteristics

Heatsink Material:	Aluminum
Finish:	Black Anodized Coating
Weight:	9 g

Notes:

1. All specifications are subject to change without notice. Mechanical drawings are for reference only.
2. Warranty: 3 yr
3. Label and logo appearance may vary from what is shown on mechanical drawings.

WORLDWIDE OFFICES

Americas
2900 S.Diablo Way
Tempe, AZ 85282
USA
+1 888 412 7832

Europe (UK)
Waterfront Business Park
Merry Hill, Dudley
West Midlands, DY5 1LX
United Kingdom
+44 (0) 1384 842 211

Asia (HK)
14/F, Lu Plaza
2 Wing Yip Street
Kwun Tong, Kowloon
Hong Kong
+852 2176 3333

ARTESYN™ EMBEDDED TECHNOLOGIES

www.artesyn.com

For more information: www.artesyn.com/power
For support: productsupport.ep@artesyn.com

While every precaution has been taken to ensure accuracy and completeness in this literature, Artesyn Embedded Technologies assumes no responsibility, and disclaims all liability for damages resulting from use of this information or for any errors or omissions. Artesyn Embedded Technologies, Artesyn and the Artesyn Embedded Technologies logo are trademarks and service marks of Artesyn Embedded Technologies, Inc. All other names and logos referred to are trade names, trademarks, or registered trademarks of their respective owners. © 2015 Artesyn Embedded Technologies, Inc.