

Features

- For use with Analog Device's AD20msp910 / AD20msp918 ADSL chipsets
- Excellent Total Harmonic Distortion (THD) performance in a small size
- SMT and thru-hole package version
- Operating temperature -40 °C to +85 °C
- Designed to meet UL1950 and EN60950 supplementary insulation requirements for operating voltages up to 250 Vrms

Applications

- ADSL - Analog AD20msp910/918

SM538-1 & PT539-1 ADSL Line Transformers

Electrical Specifications @ 25 °C

Turns Ratio .....1:1 ±2 %
OCL @ 10 kHz, 0.1 V
(1-4) with (2-3) shorted
.....5.0 mH ±10 %
(10-7) with (8-9) shorted
.....5.0 mH ±10 %
Leakage Inductance @ 100 kHz 0.1 V
(1-4) with (2-3), (8-9), (10-7) shorted
.....18.0 µH max.
Longitudinal Balance
25 kHz to 1.1 MHz .....40 dB min.
Insertion Loss @ 100 kHz .....< 0.5 dB
Isolation Voltage .....1500 Vrms max.
Load Resistance .....100 Ω
DC Resistance
(1-4), (10-7) .....3 Ω max.
THD Linearity
SM538-1 @ 300 kHz .....-60 dB typ.
PT539-1 @ 30 kHz.....-80 dB typ.
Package
SM538-1 .....SMT
PT539-1 .....THT

Packaging Specifications

SM538-1* .....200 pcs./reel
PT539-1 .....60 pcs./tray

*"E" suffix at end of part number designates tape & reel packaging, e.g. SM538-1E.

Electrical Schematic

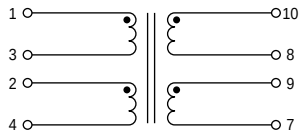

Product Dimensions

SMT

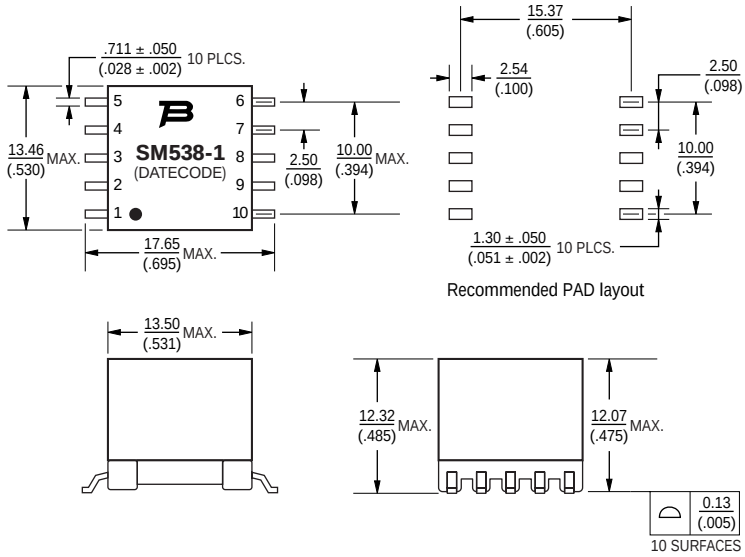

THT

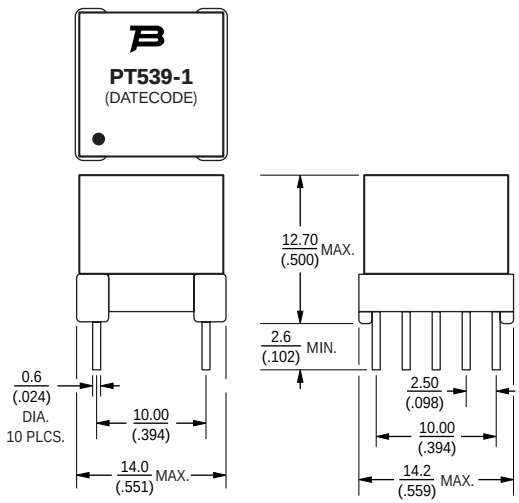

DIMENSIONS ARE: MM (INCHES)

TOLERANCE: ± 0.25 (.010)

Reliable Electronic Solutions

Asia-Pacific: TEL +886-2 25624117
FAX +886-2 25624116
Europe: TEL +41-41 7685555
FAX +41-41 7685510
N. America: TEL +1-909 781-5500
FAX +1-909 781-5700

www.bourns.com

04/03

COPYRIGHT© 2003, BOURNS, INC. LITHO IN U.S.A. e 04/03 /SP0207

Specifications are subject to change without notice.