

Features

- Designed for isolation between line card and terminal
- Meets the CCITT 1.430 when chip pairs and transformers are used
- 4000 VAC HIPOT PRI/SEC in conformance with international safety standards
- Low leakage inductance

This series is l_plibqb ^ka not recommended for new designs.

- Weight - 4 g
- 60 dB min. longitudinal balance 10 kHz to 300 kHz
- Operating temperature 0 °C to +70 °C
- RoHS compliant*

PT731 Series - ISDN S Interface Isolation Transformer

Electrical Specifications @ 25 °C

Part Number	Turns Ratio (±2 %)	Primary Inductance (mH min.)	Primary Leakage Inductance (μH max.)	Pri/Sec Cw/w (pf max.)	Pri DCR (Ω±15 %)	Sec DCR (Ω±15 %)	Schematic
PT73173L	1:1	28	12	120	2.4	2.4	A
PT73434L	1:25	28	12	60	3.0	15.0*	B

*Split windings in series

Packaging Specifications

PT73173L.....50 pcs./tray, 500 pcs./carton

PT73434L..... 38 pcs./tube

Product Dimensions

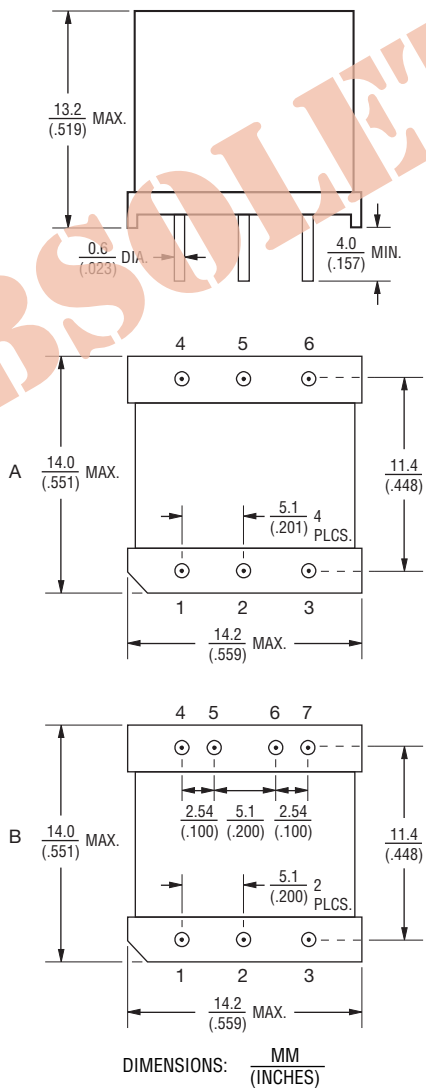

DIMENSIONS: MM (INCHES)

Electrical Schematic

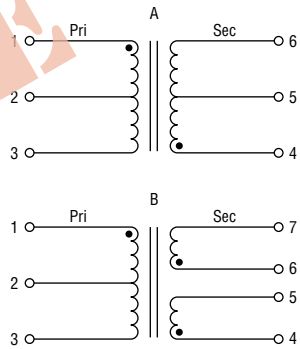

How To Order

PT73xxx L

Model

Termination
L = Tin only (RoHS Compliant)

OBSOLETE

REV. 05/13

*RoHS Directive 2002/95/EC Jan. 27, 2003 including annex and RoHS Recast 2011/65/EU June 8, 2011.

Specifications are subject to change without notice.
The device characteristics and parameters in this data sheet can and do vary in different applications and actual device performance may vary over time.
Users should verify actual device performance in their specific applications.