Bulgin's range of high quality rocker switches includes a huge choice of single and double contact options available in various sizes, colours, terminations, actuator types and ratings up to 16A, 250Vac, allowing for virtually any design configuration.

- Available types: Ultra-thin, Miniature, Twin unit, Miniature round and Standard
- Rating from 10A, 250V ac up to 20A, 277V ac
- Single & double contact variants available
- Push-on, solder & PCB terminals
- Illuminated and non-illuminated options
- High in-rush (ON-OFF types)
- Matching Indicators
- Splash resistant options
- Choice of bezel styles and sizes, panel cut-outs and actuators
- Choice of switching circuits including 3 position



8800 Thinline Rocker Switches

10A 250Vac



Key Features

- Ultra thin rocker switch
- Ratings up to 15A, 250Vac
- Single and twin gang
- Panel cut out:
  Single 19.3 x 6.8
  Twin 19.3 x 13.4

Approvals and specifications

10(6)A 250Vac T100 1E4 (10,000 Operations)
6(2)A 250Vac T100 5E4 (50,000 Operations)
Inrush rating 10/50A 1E4 (10,000 Operations)

UL CSA 15A 250Vac (Twin unit is 10A 250Vac)
UL CSA 125Vac 1/2hp
UL 100°C, file E45221, CSA file LR10990

3mm contact gap.

Terminal	Function	Rocker	Body	Body Colour	Rocker Colour
H 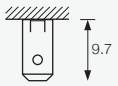 	 Switches are ON when pressed over terminal 1 **8800** ON - OFF Single contact	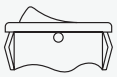	A. Single contact 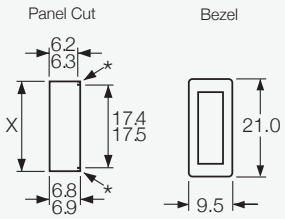 *Optional profile for orientation	**B** Black **R** Red **W** White	**B** Black **R** Red **W** White
T 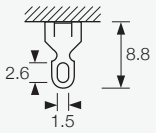 	 Switches are ON when pressed over terminal 1 or 3		B. Single contact - Twin 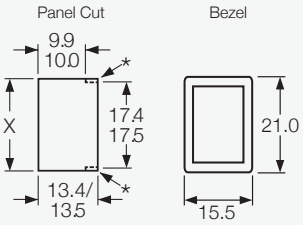 *Optional profile for orientation Panel thickness / Dim X 0.75-1.2 / 19.1/19.2 1.25-1.99 / 19.3/19.4 2.00-3.00 / 19.7/19.8 Cut-outs must be punched in the direction of insertion		
X 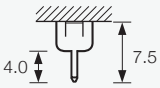 	**8800**  ON - OFF Twin contact				

Dimensions

8800VA (H terminals shown)

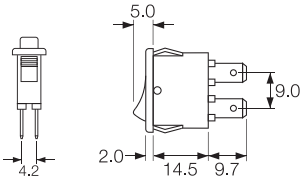

8800V/8800VA (H terminals shown)

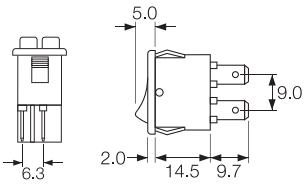

Legend

—
Blank

132

Legend Colour

—
Blank

B
Black

W
White

Options

Finish
Matt finish only.

Colour
Call sales for custom colours.
A full range is available for large orders.

Legend printing
Select from the examples or call sales for custom legends.

Examples



X8800VA



X8800VA
T8800VA - - -



X8800VA
T8800VA - - -



H8800V/H8800VA
T8800V/T8800VA



H8800V/H8800VA
T8800V/T8800VA

8500 Rocker Switches - Miniature

10A 250Vac Single & Double Contact



Key Features

- Miniature rocker switch
- Ratings up to 15A, 250Vac
- Single & double contact in same body size
- Illuminated & non-illuminated
- Matching indicators
- Industry standard panel cut-out
- Rotary and push button actuator options
- Panel cut out: 19.3 x 12.9

Approvals and specifications

10(6)A 250Vac T125 IE4 (non lit types)
6(4)A 250Vac T125 5E4 (50,000 Operations)
10(6)A 250Vac T100 (lit types)

UL CSA 15A Non Ind 250Vac, 14A Ind 250Vac, 10A 277Vac
UL CSA 250Vac 1/2hp, 125Vac 1/4hp
UL 105°C, (non lit) file E45221, CSA file LR10990

3mm contact gap.

Terminal

H

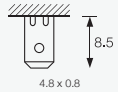

K

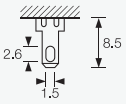

L

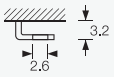

Right angle version of K terminal available on 8500 only

R

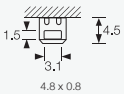

T

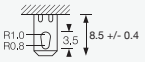

Solder

Function



ON OFF Switches are ON when pressed over terminal 1

8500

ON - OFF
Single contact
(Uses terminals 1a & 2a)

8503



ON (lit) - OFF
Single contact

8550



ON - OFF
Double contact

8553



ON (lit) - OFF
Double contact

8580
Available with H terminals only



Indicator

UL/CSA E63363

Rocker

H Slotted for custom caps

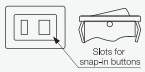

R Semi-rotary (not lit)



D Paddle lever (not lit)



V Curved (not lit)



V Curved (lit)



X Two colour (not lit)



A Softline lens



P Push button operation (8500 only)
See drawing opposite

Body

B Standard body with terminal barrier

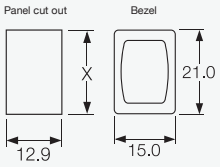

BC Body without terminal barrier

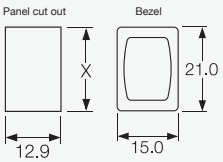

Dimensions for snap-in fixing

Panel thickness	Dim X
0.75-1.25	19.1/19.2
1.25-2.00	19.3/19.4
2.00-3.00	19.7/19.8

Cut-outs must be punched in the direction of insertion

Body Colour

B
Black

R
Red

W
White

Rocker Colour

Un-Lit

B
Black

R
Red

W
White

Lit

A
Amber

G
Green

C
Clear

R
Red

Dimensions

"B" body with barrier for H, T and K terminals

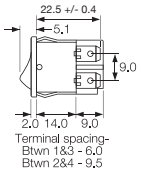

"BC" body w/o barrier primarily for L or R terminals (can be used for all terminals)

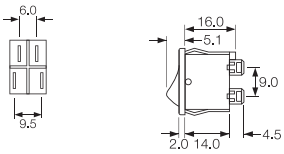

'PO' Actuator and body - push button function (8500 only)

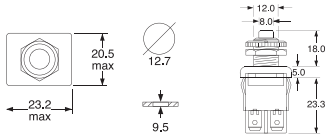

Insert Colour

X
Rocker Only

R
Red

W
White

_
Leave blank for other Rocker types

Lamp Voltage

_
Blank

2
125V Neon

3
250V Neon

7
12V Filament

8
24V Filament

Legend

_
Blank

076

Legend Colour

_
Blank

B
Black

W
White

Options

Finish
Matt finish only.

Colour
Call sales for custom colours. A full range is available for large orders.

Legend printing
Select from the examples or call sales for custom legends.

Lamp voltage
Call sales for details of available voltages.

Protective cover L167
Snaps on to bodies with V or X style rockers and A lens. This reduces panel thickness by 0.8mm.



Examples



H8500VB - - -
T8500VB - - -



H8550VB - - -
T8550VB - - -



H8550HB - - -
T8550HB - - -



H8550XB - - -
T8550XB - - -



H8550RB Semi-rotary
A splash proofing option



H8500PO - - -
Pushbutton option



H8553VB - - -
T8553VB - - -



H8580AB - - -

8600 Rocker Switches - Miniature

10A 250Vac Single & Double Contact



Key Features

- Miniature rocker switch
- Ratings up to 16A, 250Vac
- Single & double Contact
- ON/OFF, C/O, biased and centre off switching
- Push on, solder and PCB terminals
- Illuminated and non illuminated
- Matching indicators
- Panel cut out
  single: 19.3 x 12.9
  double: 19.3 x 21.9

Approvals and specifications

10(4)A 250Vac T90 (unless noted below)

UL CSA See ratings below
UL 65°C, file E45221, CSA file LR10990

3mm contact gap except where marked µ.

Terminal

H

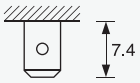

4.8 x 0.8

T

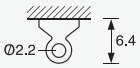

3.5 x 0.8
Solder

X

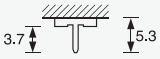

PCB
0.8Sq

Double Contact switches with "X" terminals are supplied without terminal barriers

Function

Approvals & ratings vary with function



ON OFF Switches are ON when pressed over terminal 3



8600
10(4)A
16A 250V, 10A 277V
1/2HP 277V,1/4HP 125V
ON - OFF

8650
10(4)A
10A 277V
1/2HP 277V,1/4HP 125V
ON - OFF

8601
6(1)A
16A 250V, 6A 277V
ON - OFF
(momentary ON)

8651
6(1)A
6A 277V
ON - OFF
(momentary ON)

8602
10A
6A 277V
ON - OFF
(momentary OFF)

8652
10(4)A
6A 277V
ON - OFF
(momentary OFF)

N/A

ON - OFF
Lit

8653
10(4)A
6A 277V
ON - OFF
Lit

8610
6(1)A
10A 277V
1/2HP 277V,1/4HP 125V
ON - ON

8660
6(1)A
10A 277V
1/2HP 277V,1/4HP 125V
ON - ON

8611
6A 277V
ON - ON
(momentary 1 side)

8661
6A 277V
ON - ON
(momentary 1 side)

* 8611 and 8661 not covered by ENEC

8620 µ
ON - OFF - ON

8670 µ
ON - OFF - ON

8630
6(1)A
UL E63363
CSA LR29381
KEMA-KUER

Indicators

N/A

Rocker

V Curved



V Curved (lit)



F Flat Indicator only (Single contact)



Body

B Single Contact

Panel cut out / Bezel

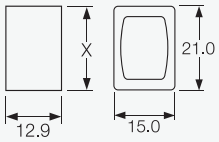

Single Contact dimensions for snap-in fixing

Panel thickness	Dim X
0.75-1.25	19.1/19.2
1.25-1.99	19.3/19.4
2.00-3.00	19.7/19.8

B (Double Contact) with terminal barrier

BC (Double Contact) w/o terminal barrier

Panel cut out / Bezel

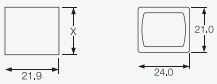

Double Contact dimensions for snap-in fixing

Panel thickness	Dim X
0.75-1.24	19.1/19.2
1.25-1.99	19.3/19.4
2.00-3.00	19.7/19.8

Cut-outs must be punched in the direction of insertion

Body Colour

B Black

R Red

W White

Dimensions

Single contact

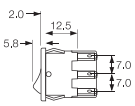

Terminals shown
are "H" 4.8 push on type

Double contact

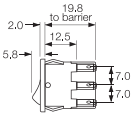

Terminal spacing
10.2 between contact centres

Rocker Colour

Un-Lit

B Black

R Red

W White

Lit

A Amber

G Green

C Clear

R Red

Lamp Voltage

— Blank

2 125V Neon

3 250V Neon

7 12V Filament

8 24V Filament

Legend

— Blank

076

Legend Colour

— Blank

B Black

W White

Options

Finish
Matt finish only.

Colour
Call sales for custom colours.
A full range is available for large orders.

Legend printing
Select from the examples or call sales for custom legend.

Lamp voltage
Call sales for details of available voltages.

Blanking plate A8634FB
Dummy unit to fill unused panel holes.
Single contact size only.

Protective covers
L167 for SP
L180 for DP
Snap on to bodies with V rocker or F lens. This reduces panel thickness by 2.2mm.



Single Contact options
Most switches shown can have single contact switching in double contact bodies.

Examples



H8600VB - - -
T8600VB - - -



H8600VB - - -
T8600VB - - -



H8630FB - - -
T8630FB - - -



H8650VB - - -
T8650VB - - -



H8660VB - - -
T8660VB - - -



H8653VB - - -
T8653VB - - -

8620 & 8670 Rocker Switches

3 Positions - 10A 250Vac





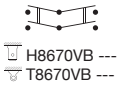



Key Features

- 3 position miniature rocker switch
- Ratings up to 15A, 250Vac
- Single & double Contact
- Centre off switching
- Push on, solder and PCB terminals
- Matching indicators
- Panel cut out: single: 19.3 x 12.9 double: 19.3 x 21.9

Approvals and specifications

10(4)A 250Vac T90

UL CSA 15A 277Vac (Single Contact)
UL CSA 250Vac 1/2hp (Single Contact)
UL CSA 125Vac 1/4hp (Single Contact)
UL CSA 10A 277Vac (Double Contact)
UL CSA 277Vac 1/2hp (Single & Double Contact)
UL 90°C, file E45221, CSA file LR10990

µ contact gap.

Terminal

H

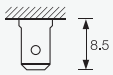

4.8 x 0.8

T



Solder

X

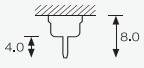

PCB 0.8sq
Double Contact switches with X terminals are supplied without terminal barriers

Function

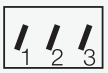

8620

ON - OFF - ON
Single Contact



8670



ON - OFF - ON
Double Contact

Rocker

V



Curved

H



Slotted for actuator (8620 only)

Body

B Single Contact

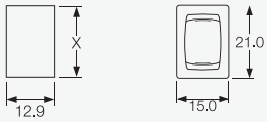

Panel thickness	Dim X
0.75-1.24	19.1/19.2
1.25-1.99	19.3/19.4
2.00-3.00	19.7/19.8

B Single Contact - Twin

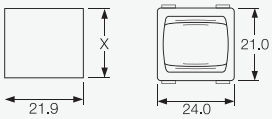

Panel thickness	Dim X
0.75-1.24	19.1/19.2
1.25-1.99	19.3/19.4
2.00-3.00	19.7/19.8

Cut-outs must be punched in the direction of insertion

Body Colour

B
Black

R
Red

W
White

Rocker Colour

Lit (DP)

A
Amber

C
Clear

G
Green

R
Red

Lit (DP)

B
Black

R
Red

W
White

Dimensions

Single Contact

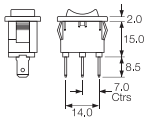

Terminals shown
are "H" 4.8 push on type

Double Contact

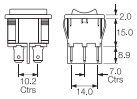

Terminal spacing
10.2 between Contact centres

Double Contact

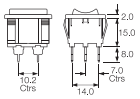

Terminal spacing
10.2 between Contact centres

Lamp Voltage

— Blank

2 125V Neon

3 250V Neon

7 12V Filament

8 24V Filament

Legend

— Blank

076

Legend Colour

— Blank

B Black

W White

Options

Finish
Matt finish only.

Colour
Call sales for custom colours.
A full range is available for large orders.

Legend printing
Select from the examples or call sales for custom legend.

Lamp voltage
Call sales for details of available voltages.

Blanking plate A8634FB
Dummy unit to fill unused panel holes.
Single Contact size only.

Protective covers
L167 for SP
L180 for DP
Snap on to bodies with V rocker or F lens. This reduces panel thickness by 2.2mm.



Single Contact options
Most switches shown can have single Contact switching in double Contact bodies.

1250 Rocker Switches

10A 250Vac





C1250AP ---



C1250AN ---



Key Features

- Standard rocker switch
- Double Contact in single Contact body
- Snap in or sub panel mount
- Integral terminal barrier
- Push on or PCB terminals
- Panel cut out:
  27.2 x 12.4 (snap in)
  26.3 x 12.4 (sub panel mount)

Terminal	Function	Rocker	Body	Body Colour	Rocker Colour
C 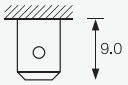 6.3 x 0.8	 On when pressed over terminal 1 **1250** 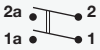 ON - OFF Double Contact Contacts are 9.0mm between centres.	**A** Curved  Shown in N body	**N** Panel cut-out / Bezel 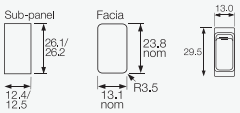 Panel thickness / Dim X 0.75-1.24 / 26.1/26.2 1.25-1.99 / 26.3/26.4 2.00-3.00 / 26.7/26.8	**B** Black **W** White	**B** Black **W** White
X 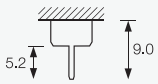 PCB 0.8sq (N body only)	 On when pressed over terminal 1 **1250SP**  ON - OFF Single Contact	 Shown in P body	**P** Panel cut out / Bezel 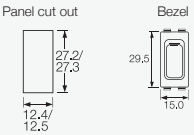 Panel thickness 0.75-3.00 Cut-outs must be punched in the direction of insertion		**G** Grey

Approvals and specifications

10(6)A 250Vac T100
6A 400Vac T100
1A 30Vdc

UL CSA 10A 250Vac
UL CSA 16A 250Vac Resistive
UL CSA 125Vac 1/2hp
UL CSA 1A 30Vdc
UL 100°C, file E45221, CSA file LR10990

3mm contact gap

Dimensions

1250AN
(C terminals shown)

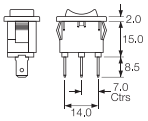

Terminals shown
are "H" 4.8 push on type

1250AN
(X terminals shown)

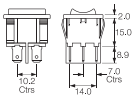

Terminal spacing
10.2 between Contact centres

1250AP
(C terminals shown)

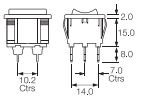

Terminal spacing
10.2 between Contact centres

Legend

—
Blank

085

Legend Colour

—
Blank

B
Black

W
White

Options

Finish
Matt finish only.

Colour
Call sales for custom colours.
A full range is available for large orders.

Legend printing
Select from the examples or call sales for custom legend.

6000 SP Splash Resistant Rocker Switches

16A 250Vac



Key Features

- Ratings up to 20A, 277Vac
- Positive switch action
- Distinctive styling
- Illuminated & nonilluminated
- Single Contact
- Panel cut out: 30.1 x 11.1mm

Approvals and specifications

European 16(4)A 250Vac T125, 10A 400Vac T125

UL = 20A 277Vac, 1 1/2HP 250Vac 1HP 125Vac
CSA = 20A 277Vac, 1HP 125Vac, 1/2HP 125Vac

3mm contact gap with Positive Break switching.
Call factory for IP details.

Vary with Function

Approvals & ratings vary with function
ON OFF Switches - ON when pressed over terminals 3.

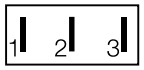

Terminal	Function	Rocker	Body	Body Colour	Rocker Colour	Lamp Voltage
C 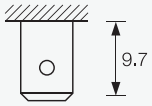 6.3 x 0.8	**6000** ON - OFF	**A** Softline Matt 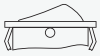	**L** Panel cut-out ** Bezel 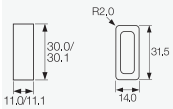 Cut-outs must be punched in the direction of insertion	**B** Black	Lit (DP) **A** Amber	**–** Blank
H 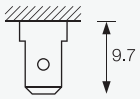 4.8 x 0.8	**6001** ON - OFF (momentary ON)			**W** White	**C** Clear	**2** 125V Neon
S 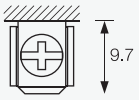 Screw & Clamp N/A for assemblies with 3 terminals	**6002** ON - OFF (momentary OFF)	**A** Softline Matt 			**G** Green	**3** 250V Neon
	6003 ON - OFF Lit				**R** Red	**5** 12Vdc LED (P Rocker)
	6008 ON - OFF Lit (Unswitched neutral)	**P** Lit window Matt 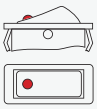			Lit (DP) **B** Black	**6** 24Vdc LED (P Rocker)
	6009 ON - OFF (momentary ON) Lit (Unswitched neutral)				**R** Red	**7** 12V Filament
	6010 ON - ON				**W** White	**8** 24Vdc Filament
	6011 ON - ON (momentary 1 side)					

Integral Splash Resistance



Current carrying parts are protected from moisture.
Droplets which may enter the switch are channelled out through ports in the switch body.
For IP65 see options below

Dimensions

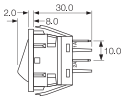

Panel thickness
L 0.75 to 2.5mm
** For cut-out details on momentary switches call sales

Legend

— Blank

1223

Legend Colour

— Blank

B Black

W White

Options

G74 Protective Cover

Finish
Matt is standard.

Colour
Call sales for custom colours.
A full range is available for large orders.

Legend printing
Select from the examples or call sales for custom legends.

Lamp voltage
Call sales for details.

Protective cover
A snap on cover is available (add G after body code), this reduces panel thickness by 2mm.



Panel sealing washer W46 is available, this reduces panel thickness by 1.2mm.

Covers are not suitable for momentary types. For all options call the factory

Examples


T C6000AL - - -


T C6000AL - - -


T C6010AL - - -


T C6003AL - - -


T C6003PL - - -


T C6030AL - - -

6050 DP Splash Resistant Switches

& Twin Switches - 16A 250Vac



Key Features

- Ratings up to 20A, 277V ac
- Positive switch action
- Distinctive styling
- Illuminated & non-illuminated
- Double Contact
- DC LED Illumination Avaliable
- Panel cut out: 30.1 x 22.2mm

Approvals and specifications

European 16(4)A 250Vac T125, 10A 400Vac T125

UL CSA (except 6054 & 6055 Swtiches) 20A 277Vac, 250Vac 11/2hp, 125Vac 1hp

UL 100°C, file E45221, CSA file LR10990

3mm contact gap with Positive Break switching.

Terminal

C

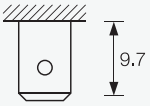

6.3 x 0.8

H

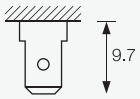

4.8 x 0.8

S

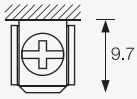

Screw & Clamp
N/A for assemblies with 3 terminals

Function

6050
ON - OFF

6051
ON - OFF
(momentary ON)

6052
ON - OFF
(momentary OFF)

6053
ON - OFF Lit

6054
ON - OFF
(momentary ON)
Lit

6055
ON - OFF (Single Contact)
(momentary ON) Lit

6056
ON - OFF (Single Contact)
Isolated light

6057
ON - OFF
Isolated light

6058
ON - OFF
(Single Contact) Lit

6059
ON - OFF (Single Contact)
(momentary ON)
Isolated light

6060
ON - ON

6061
ON - ON
(momentary 1 side)

6062
2 Circuit ON - ON
(In house tests only)

6066
ON - ON (Single Contact)
Isolated light

6067
ON - ON
Lit

6068
ON - ON 1 Contact
ON - OFF Lit 1 Contact

6090
ON - OFF 1 Contact
ON - OFF Lit 1 Contact

6091
ON - OFF
(momentary ON) Lit

6092
ON - OFF 1 Contact
ON - ON 1 Contact Lit

Circuits are Double Contact unless described otherwise

Rocker

A
Softline Matt

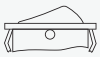

A
Softline Matt



P
Lit window Matt

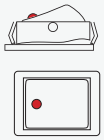

Lit window

Body

L
Double Contact
Panel cut-out ** Bezel

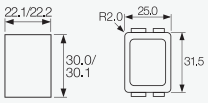

L
Twin units
Contact sales for information on splash resistance and IP ratings

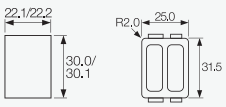

Body Colour

Lit (DP)

A
Amber

C
Clear

G
Green

R
Red

Un-Lit (DP)

B
Black

R
Red

W
White

Integral Splash Resistance



Current carrying parts are protected from moisture. Droplets which may enter the switch are channelled out through ports in the switch body.

For IP65 see options below

Dimensions

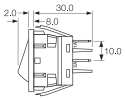

Panel thickness
L 0.75 to 2.5mm
** For cut-out details on momentary switches call sales

Terminal spacing - Contacts 10.5 between centres

Vary with Function

Approvals & ratings vary with function
ON OFF Switches - ON when pressed over terminals 3 & 6.

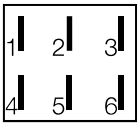

Rocker Colour

B
Black

R
Red

W
White

Lamp Voltage

—
Blank

2
125V Neon

3
250V Neon

5
12Vdc LED (P Rocker)

6
24Vdc LED (P Rocker)

7
12V Filament

8
24Vdc Filament

Legend

—
Blank

1223

Legend Colour

—
Blank

B
Black

W
White

Options

G74
Protective Cover

Finish
Matt is standard.

Colour
Call sales for custom colours.
A full range is available for large orders.

Legend printing
Select from the examples or call sales for custom legends.

Protective cover
The 6050 series is a water through design. For a higher level of sealing, a snap on cover is available (add G after body code).
This reduces panel thickness by 1mm.



Panel sealing washer W42 is available. This reduces panel thickness by 1.00mm. Covers are not suitable for momentary types.

IP Ratings
Call the sales for details.

Terminal Link P1067
connects the Contacts of a double Contact switch or twin unit.

Mounting orientation may affect IP rating.

Examples


C6050AL - - -


C6053AL - - -


C6053PL - - -


C6000A/C6000AL


C6003P/C6003PL


C6003P/C6030AL

1500 Standard & 1300 High Inrush Switches

150A to EN61058-1 and 16A 250Vac



Key Features

- Standard rocker switch
- Non-illuminated
- 150A inrush
- Choice of switching circuits including 3 position
- Choice of bezel styles
- Choice of panel cut outs
- Matching indicator
- Single Contact
- Splash resistant option
- DC LED Illumination Avaliable for "P" Rocker
- Panel cut out 'A' style: 27.3 x 12.3mm

Approvals and specifications

1500 Series 16(4)A 250Vac T125

UL CSA 16A Non Ind 250Vac, (2 posn) 250Vac 1hp, 125Vac 1/2hp, (3 posn) 250Vac 1/2hp, 125Vac 1/4hp
1330 36Vdc 14A
1350 72 Vdc 7A
1500 & 1510 14 Vdc 10A
UL 85°C, file E45221, CSA file LR10990

In house test:
10A 24Vdc—Indicative rating only

1300 series 16(6)A 250Vac T125 5E4 (50,000 Ops.)
150A Inrush to EN61058-1

Terminal	Function	Rocker	Body	Finish	Body Colour
C 9.1 6.3 x 0.8 **H** 9.1 4.8 x 0.8* **K** 2.0 1.2 9.1 2.8 x 0.8* **T** Ø2.1 7.0 Solder **U** Ø2.1 3.5 Right angle "T" solder terminal **X** Ø2.1 3.2 PCB 0.8Sq* *N/A for 1300 series	**Standard 1500** ON - OFF **1501** HP rating N/A ON - OFF (momentary ON) **1502** HP rating N/A ON - OFF (momentary OFF) **1510 µ** HP rating N/A ON - ON **1511 µ** HP rating N/A ON - ON (momentary 1 side) **1520 µ** 125V & 250V 1/2 HP H terminal rated T100 only ON - OFF - ON **1521 µ** HP rating N/A H terminal rated T100 only ON - OFF - ON (momentary 1 side) **1522 µ** HP rating N/A H terminal rated T100 only ON - OFF - ON (momentary 2 sides) **0430** (Indicator) HP rating N/A H terminal rated T100 only **1484** In-house tested to 10(3)A 250Vac 3 position selective **1487** In-house tested to 10(3)A 250Vac 3 position selective **High Inrush 1300** ON - OFF	**A** Softline Matt **B** Splash resistant (with Arcshield) Matt **H** Slotted (for custom Adaptors) not momentary **V** Curved Matt or gloss **W** Splash resistant (with Arcshield) Matt **X** Two colour Matt ON - OFF only (not momentary) **F** Flat lens Gloss (0430 only) **A** Softline lens Matt (0430 only) as F but with raised profile	Panel cut-out Bezel Cut-outs must be punched in the direction of insertion **A** 27.2 27.3 12.2/12.3 30.2 14.0 Gloss or Matt **B** 30.0 30.1 11.0/11.1 R3.5 33.4 14.0 Matt only **L** 30.0 30.1 11.0/11.1 R1.0 32.0 14.0 Matt only **Q** 28.2 28.3 11.5/11.6 R1.6 30.2 14.0 Gloss or matt **R** 28.5 28.6 14.0/14.1 31.5 17.0 Matt only **T** 28.2 28.3 11.5/11.6 R1.6 30.2 14.0 Matt only	**M** Matt **G** Gloss Applies to both Rocker & Body	**B** Black **R** Red **W** White

UL CSA 20A 250Vac 1hp, 125Vac 1/2hp
UL 85°C, file E45221, CSA file LR10990

In house test:
20A 24Vdc—Indicative rating only

The 1500 & 1300 switch range are capable of reaching in excess of 300K cycles

BioCote antimicrobial additive. Independently verified to ISO22196:2007.

3mm contact gap except if marked µ.

Dimensions

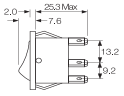

Panel thickness
A,Q 0.75 to 3.3mm
L,B,T 0.75 to 2.5mm
R 0.75 to 3.0mm

* For cut-out details on momentary switches call sales

Splash Resistance

1500 W and B splash resistant options
Feather edge seals and a close fitting collar protect current carrying parts from moisture.
B option has Hytrel collar/seals for enhanced protection.

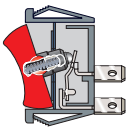

1300 High inrush, positive break switching
The 1300 series mechanism ensures contact welds formed at switch-on are positively separated by the plunger tube acting directly on the step in the moving contact.

Rocker Colour

Un-Lit

B Black

R Red

W White

Lit

A Amber

C Clear

G Green

R Red

Lamp Voltage

— Blank

2 125V Neon

3 250V Neon

7 12V Filament

8 24Vdc Filament

Insert Colour

— Blank

R Red

W White

Legend

— Blank

602A

Legend Colour

— Blank

B Black

W White

Options

Finish
Matt is standard.

Colour
Call sales for custom colours.
A full range is available for large orders.

Legend printing
Select from the examples or call sales for custom legends.

Lamp voltage
Call sales for details.

Blanking plates A0434 - -
Dummy units to fill unused panel holes.

Protective cover
Snaps on to A, L, Q or T bodies (add G after body code in cat no.), this reduces panel thickness by 1mm.



Panel sealing washer W46 is available for the same body sizes, this reduces panel thickness by a further 0.8mm.
Covers are not suitable for momentary types.

For all options call sales.

Examples



C1500AR - - -
T1500AR - - -



C1500AL - - -
T1500AL - - -



C1500XL - - -
T1500XL - - -



C1510AL - - -
T1510AL - - -



C1520AL - - -
T1520AL - - -



C0430AL - - -
T0430AL - - -

5500 Lit Rocker Series

10A 250Vac



Key Features

- Standard rocker switch
- Illuminated
- Choice of switching circuits
- Choice of bezel styles
- Choice of panel cut outs
- Matching indicator
- Single Contact
- Splash resistant option
- Panel cut out 'A' style:

Approvals and specifications

16(4)A 250Vac T85/55
10(3)A 250Vac T100/55, (12A 250Vac T125/55 for P rocker only)

UL CSA 15A 250Vac, CSA 16A Non Ind 250Vac
UL CSA 250Vac 1hp, 125Vac 1/2hp
UL 85°C, file E45221, CSA file LR10990

μ contact gap.

For Twin units repeat the order details for both the left and right sides.

Terminal	Function	Rocker	Body	Body Colour	Rocker Colour
C 9.1 6.3 x 0.8 **H** 9.1 4.8 x 0.8 **T** 7.0 Ø2.1 Solder	Approvals & ratings vary with function ON OFF Switches - ON when pressed over terminal 3 1 2 3 **5500 μ** ON - OFF Single Contact **5503 μ** ON - OFF Lit Switched neutral **5508 μ** ON - OFF Lit Unswitched neutral	**A** Softline (Matt only) **P** Lit window (Matt only)	**A** Panel Cut - outs 27.2 27.3 12.2/12.3 Bezel 30.2 14.0 **B** 30.0 30.1 11.0/11.1 R3.5 33 14.0 **L** 30.0 30.1 11.0/11.1 R1.0 31.9 14.0 **Q** 28.2 28.3 11.5/11.6 R1.6 30.2 14.0 **R** 28.5 28.6 14.0/14.1 31.5 17.0 **T** 28.2 28.3 11.5/11.6 R1.6 30.2 14.0	**B** Black **W** White	Un-Lit **B** Black **R** Red **W** White Lit **A** Amber **C** Clear **G** Green **R** Red

Dimensions

Panel thickness

A,Q	0.75 to 3.3mm
L,B,T	0.75 to 2.5mm
R	0.75 to 3.0mm

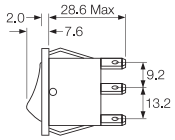

Terminal spacing -
Contacts 10.8 between centres (twin units)

Twin units

Two single switches or a switch and an indicator light can be assembled side by side in one double Contact body.
For 5500 range panel cut-out details (L, B and T) call sales.

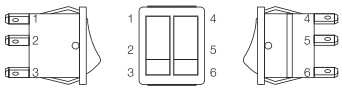

For twin units the first set of order format details refer to the left hand unit, when looking at the front of the assembly. (This has terminal numbers 1, 2 & 3)

Lamp Voltage

— Blank

2 125V Neon

3 250V Neon

5 12Vdc LED (P Rocker) IF = 20-30mA

6 24Vdc LED (P Rocker) IF = 20-30mA

7 12V Filament

8 24Vdc Filament

Legend

— Blank

602A

Legend Colour

— Blank

B Black

W White

Options

Finish
Matt is standard.

Colour
Call factory for custom colours.
A full range is available for large orders.

Legend printing
Select from the examples or call factory for custom legends.

Lamp voltage
Call factory for details.

Blanking plate A0434 - - (SP) A0494 - - (DP)
Dummy units to fill unused panel holes.

Protective cover
Snaps on to A, L, Q or T bodies (add G after body in cat no.), this reduces panel thickness by 1.00mm.



Panel sealing washers W46 (Single Contact) and W42 (Double Contact) are available for these body types, this reduces panel thickness by 2mm.

For all options call the factory.

Examples


C5503AL - - -


C5500AL - - -


C5503PL - - -


C5503A/C5430AL


C5503A/C5503AL


C5503P/C5503PL

1500 Twin Units Switches and Indicators

16A 250Vac



Key Features

- Twin unit rocker switch
- Choice of switching circuits including 3 position
- Push-on, solder and PCB terminals
- Choice of bezel styles
- Choice of panel cut outs
- Matching indicator
- Single Contact switches
- Splash resistant option
- Panel cut out 'A' style: 27.2 x 22.3mm

Approvals and Specifications

16(4)A 250Vac T125

UL CSA 16A 250Vac
UL CSA (2 posn) 250Vac 1hp, 125Vac 1/2hp, (3 posn) 250 Vac 1/2hp, 125Vac 1/4hp
UL 85°C, file E45221, CSA file LR10990

For versions with High Inrush or for 50,000 operations,
3mm contact gap except where marked µ.

Terminal	Function	Rocker	Body	Finish	Body Colour	Rocker Colour
C 6.3 x 0.8 / 9.1	Approvals & ratings vary with function ON OFF Switches - ON when pressed over terminal 1 or 4	**A** Softline (Matt only)	Panel Cut - outs / Bezel **A**: 27.2 / 27.3 × 22.3/22.4 Gloss or Matt; 30.2 × 25.0	**M** Matt	**B** Black	Un-Lit
H 4.8 x 0.8 / 9.1	**1500** ON - OFF	**B** Softline (Matt only)	**B**: 30.0 / 30.1 × 22.1/22.2 Matt only; R3.5; 33.4 × 25.0	**G** Gloss	**W** White	**B** Black
T Ø2.1 Solder / 7.0	**1510 µ** ON - ON	**W** Softline (Matt only)	**L**: 30.0 / 30.1 × 22.1/22.2 Matt only; R1.0; 32.0 × 25.0	Applies to both Rocker & Body		**R** Red
K 2.0 / 1.2 / 9.1	**1520 µ** ON - OFF - ON	**X** Softline (Matt only)	**Q**: 28.2 / 28.3 × 22.3/22.4 Gloss or matt; R1.6; 30.2 × 25.0			**W** White
X 4.0 / 9.1	**0430** Indicator	**A** Softline (Matt only)	**R**: 28.4 / 28.5 × 25.3/25.4 Matt only; 33.2 × 28.9 **T**: 28.2 / 28.3 × 22.3/22.4 Matt only; R1.6; 30.2 × 25.0			Lit **A** Amber **C** Clear **G** Green **R** Red

Dimensions

Panel thickness

A,Q	0.75 to 3.3mm
L,B,T	0.75 to 2.5mm
R	0.75 to 3.0mm

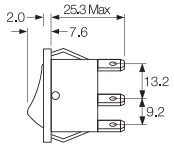

Call sales for terminal spacing details

Twin units

Two single switches or a switch and an indicator light can be assembled side by side in one double Contact body.

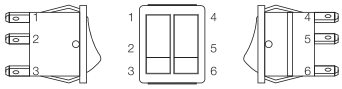

For twin units the first set of order format details refer to the left hand unit, when looking at the front of the assembly.
(This has terminal numbers 1, 2 & 3)

Splash Resistant

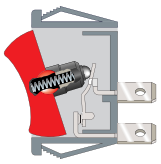

Feather edge seals and a close fitting collar protect current carrying parts from moisture.

B option has Hytrel collar/ seals for enhanced protection.

Insert Colour

— Blank

R Red

W White

Lamp Voltage

— Blank

2 125V Neon

3 250V Neon

5 12Vdc LED (P Rocker)

6 24Vdc LED (P Rocker)

7 12V Filament

8 24Vdc Filament

Legend

— Blank

602A

Legend Colour

— Blank

B Black

W White

Options

Finish
Matt is standard.

Colour
Call factory for custom colours. A full range is available for large orders.

Legend printing
Select from the examples or call factory for custom legends.

Lamp voltage
Call factory for details.

Examples


C1500A/C1500AL


C1500A/C0430AL


C1500X/C1500XL


C1520A/C1510AL


C1500A/C1520AL


C0430A/C0430AL

1550 Standard and 1350 High Inrush

150A to EN61058-1 and 16A 250Vac



Key Features

- Standard rocker switch
- 1350/53 high inrush
- Choice of switching circuits including 3 position
- Push-on, solder and PCB terminals
- Choice of bezel styles
- Choice of panel cut outs
- Matching indicator
- Double Contact
- Splash resistant option
- Panel cut out 'A' style: 27.2 x 22.3mm

Approvals and specifications

1550 Series 16(4)A 250Vac T125

UL CSA 16A 250Vac, (2 posn) 250Vac 1hp, 125Vac 1/2hp, 1350 72 Vdc 7A
(3 posn) 250 Vac 1/2hp, 125Vac 1/4hp.
UL 85°C, file E45221, CSA file LR10990.

In house test:
10A 24Vdc—Indicative rating only. NB Types fitted with Neon will not illuminate for low DC voltage applications.

1350 series 16(4)A 250Vac T85 1E4 (10,000 Ops.)
1330 series 16(6)A 250Vac T125 5E4 (50,000 Ops.)
150A Inrush to EN61058-1.

Terminal

C

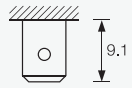

6.3 x 0.8

H

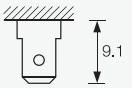

4.8 x 0.8*

K

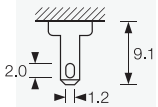

2.8 x 0.8*

T

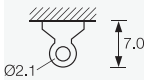

Solder

U

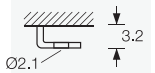

Right angle "T" solder terminal

X

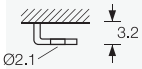

PCB 0.8Sq*

Function

Standard 1550
ON - OFF

1551
HP rating N/A
ON - OFF
(momentary ON)

1552
HP rating N/A
ON - OFF
(momentary OFF)

1553
Not W, X or B rocker
ON - OFF
Lit

1560 µ
ON - ON

1561 µ
HP rating N/A
ON - ON
(Momentary 1 Side)

1562 µ
In house tests only
2 Circuit
ON - ON

1570 µ
125V & 250V 1/2 HP
H terminal rated T100 only H terminal rated T100 only
ON - OFF - ON

1571 µ
HP rating N/A
H terminal rated T100 only
ON - OFF - ON
(momentary 1 side)

1572 µ
HP rating N/A
H terminal rated T100 only
ON - OFF - ON
(momentary 2 sides)

0480
X terminal N/A

High Inrush 1350
Not W, X or B rocker
ON - OFF

1353
Not W, X or B rocker
ON - OFF
Lit

Rocker

A
Softline Matt

B
Splash resistant Softline

V Curved
Matt or Gloss
Gloss only
Lit (not momentary)

W Splash resistant Curved

P Lit window Matt
Lit (not momentary)

X Two colour Matt
(ON OFF only - not momentary)

R Round

F Flat Lens Gloss (0480)
Top View

A Softline lens Matt (0480 only) as F but with raised profile

Body

Panel cut-out Bezel

Cut-outs must be punched in the direction of insertion

A
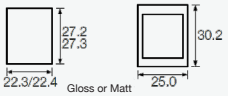

B
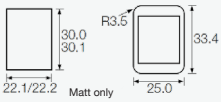

L
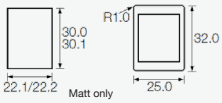

Q
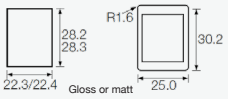

R
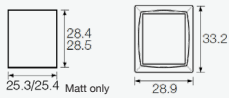

T
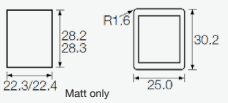

Approvals and specifications (continued)

UL CSA 20A 250Vac 1hp, 125Vac 1/2hp.
UL 72Vdc 7A, 36Vdc 14A.
UL 85°C, file E45221, CSA file LR10990.

In house test:
20A 24Vdc—Indicative rating only

3mm contact gap except if marked μ.

Splash Resistance



1300 High inrush, positive break switching
The 1300 series mechanism ensures contact welds formed at switch-on are positively separated by the plunger tube acting directly on the step in the moving contact.

Dimensions

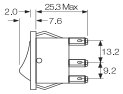

Panel thickness
A,Q 0.75 to 3.3mm
L,B,T 0.75 to 2.5mm
R 0.75 to 3.0mm

* For cut-out details on momentary switches call sales

Finish	Body Colour	Rocker Colour	Insert Colour	Lamp Voltage	Legend	Legend Colour
M Matt	**B** Black	Un-Lit **B** Black	— Blank	— Blank	— Blank	— Blank
G Gloss	**W** White	**R** Red	**R** Red	**2** 125V Neon	**602A**	**B** Black
Applies to both Rocker & Body		**W** White	**W** White	**3** 250V Neon		**W** White
		Lit **A** Amber		**5** 12Vdc LED (P Rocker)		
		G Green		**6** 24Vdc LED (P Rocker)		
		C Clear		**7** 12V Filament		
		R Red		**8** 24Vdc Filament		

Examples



C1350AL - - -



C1550XL - - -



C1553PL - - -



C1553RA ---
Shown with M614 bezel cover



Optional snap-in M441 barrier



C1553AA with M616 guard Cut-out 22.0/22.1 x 29.4/29.5 Guard accepts "A" body only



C0480RA ---
Shown with M614 bezel cover



C0480AL - - -

Options

Finish
Matt is standard.

Colour
Call sales for custom colours.
A full range is available for large orders.

Legend printing
Select from the examples or call sales for custom legends.

Lamp voltage
Call sales for details.

Blanking plates A0494
Dummy units to fill unused panel holes.

Protective cover
Snaps on to A, L, Q or T bodies (add G after body in cat no). This reduces panel thickness by 1mm.



Panel sealing washer W42 is available for the above body sizes. This reduces panel thickness by a further 1.00mm.
Covers are not suitable for momentary types.

For all options call sales.

1550 Standard & 1350 High Inrush Switches

150A to EN61058-1 and 16A 250Vac250Vac



Key Features

- Standard rocker switch
- 1350/53 high inrush
- Choice of switching circuits including 3 position
- Push-on, solder and PCB terminals
- Choice of bezel styles
- Choice of panel cut outs
- Matching indicator
- Double Contact
- Option with guard & cover
- DC LED Illumination Available for "P" Rocker
- Bezel size 'G' style 32.0 x 25.0

Approvals and specifications

1550 Series 16(4)A 250Vac T125

UL CSA 16A 250Vac, (2 posn) 250Vac 1hp, 125Vac 1/2hp,
(3 posn) 250 Vac 1/2hp, 125Vac 1/4hp.
UL 85°C, file E45221, CSA file LR10990.

In house test:
10A 24Vdc—Indicative rating only

1350 Series

UL CSA 20A 250Vac 1hp, 125Vac 1/2hp.
UL 72Vdc 7A, 36Vdc 14A, UL 85°C, file E45221,
CSA file LR10990.

Terminal	Function	Rocker	Body	Finish	Body Colour	Rocker Colour
C 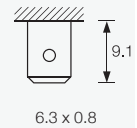 6.3 x 0.8	**Standard 1550** ON - OFF	**A** Softline Matt 	Panel cut-out / Bezel 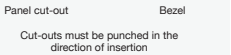 Cut-outs must be punched in the direction of insertion	**M** Matt	**B** Black	Un-Lit
H 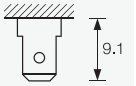 4.8 x 0.8*	**1551** HP rating N/A — ON - OFF (momentary ON)		**B**  Matt only			**B** Black
	1552 HP rating N/A — ON - OFF (momentary OFF)			**G** Gloss	**W** White	**R** Red
K 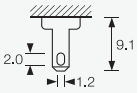 2.8 x 0.8*	**1553** Not W, X or B rocker — ON - OFF Lit		**L** 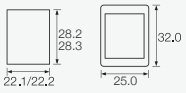 Matt only	Applies to both Rocker & Body		**W** White
	1560 µ — ON - ON	**V** Curved  Matt or Gloss / Gloss only Lit (not momentary)				Lit
	1561 µ HP rating N/A — ON - ON (Momentary 1 Side)					**A** Amber
	1562 µ In house tests only — ON - ON 2 Circuit					**G** Green
T 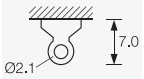 Solder	**1570 µ** 125V & 250V 1/2 HP H terminal rated T100 onlyH terminal rated T100 only — ON - OFF - ON	**P** Lit window Matt  Lit (not momentary)				**C** Clear
	1571 µ HP rating N/A H terminal rated T100 only — ON - OFF - ON (momentary 1 side)					**R** Red
U 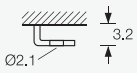 Right angle T Solder (Not DP)	**1572 µ** HP rating N/A H terminal rated T100 only — ON - OFF - ON (momentary 2 sides)					
X 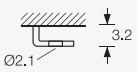 PCB 0.8Sq* *Contact sales for details on 1350 series	**High Inrush 1350** Not W, X or B rocker — ON - OFF					
	1353 Not W, X or B rocker — ON - OFF Lit					

In house test:
20A 24Vdc—Indicative rating only

3mm contact gap except if marked µ.

Splash Resistance



1350 High inrush, positive break switching
The 1350 series mechanism ensures contact welds formed at
switch-on are positively separated by the plunger tube acting directly on the step in the moving contact.

Dimensions

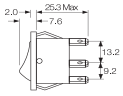

Panel thickness
G, H 0.75 to 2.5mm

Terminal spacing - Contacts 10.2 between centres

* For cut-out details on momentary switches call sales

Insert Colour

— Blank

R Red

W White

Lamp Voltage

— Blank

2 125V Neon

3 250V Neon

5 12Vdc LED (P Rocker)

6 24Vdc LED (P Rocker)

7 12V Filament

8 24Vdc Filament

Legend

— Blank

602A

Legend Colour

— Blank

B Black

W White

Options

Finish
Matt is standard.

Colour
Call sales for custom colours.
A full range is available for large orders.

Legend printing
Select from the examples or call sales for custom legends.

Lamp voltage
Call sales for details.

Examples



C1553AH - - -



C1550AH - - -

R13 Round Rocker Switches

10A 250Vac



Key Features

- Miniature round rocker switch
- Ratings up to 10A, 250Vac
- Single & double Contact
- Illuminated & nonilluminated, neon andLED
- Choice of actuators
- Matching indicator
- Panel cut out: 20.2 dia.

Approvals and specifications

SP 10(4)A 250Vac T85 1E4

DP 10(4)A 250Vac T85 1E4

UL CSA SP 16A 125Vac & 10A 250Vac
UL CSA DP 16A 125Vac, 10A 250Vac, 10A 28Vdc
UL 85°C, file E67774(S), CSA file LR45128

RoHS compliant
Single Contact has µ contact gap.

Special products
Are made to order and can be supplied with a range of body and rocker / lens colours, print & lamp voltage.

Dimensions

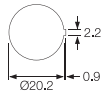

Snap fixing into
2.0 to 3.0mm panels

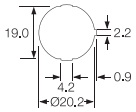

Snap fixing into
0.7 to 3.0mm panels

Single Contact

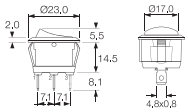

Double Contact

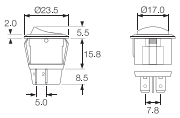

Protective cover L188



Snaps on to bodies (not R13 211 or R13 112LP), this reduces maximum acceptable panel thickness to 2.4mm.

Examples



R13 112B NAA



R13 112A AAA



R13 112A2 ---

R13	/112	/ A	/ B	/ B	/ 3	/ 2	/ 602A	/ W	/L188
Series	Type	Function	Body Colour	Rocker Colour	Insert Colour	Lamp Voltage	Legend	Legend Colour	Legend Colour

Product details











1 2
SP ON - OFF µ
Cat no.
R13 112A AAA











1 2 3
SP ON - OFF µ
Lit 230V
Cat no.
R13 112B NAC









1 2
SP ON - OFF µ
Bright colour ON signal
Cat no.
R13 112A2 - -



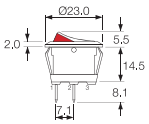

1 2 3
SP ON - ON µ
Cat no.
R13 112C AAA

1 2 3
SP ON - OFF µ
Lit Window
Cat no.
R13 112B2 - -

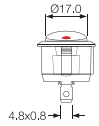

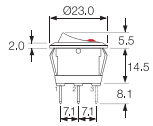

1 2 3
SP ON - OFF µ
Lit 230V
Cat no.
R13 112B NAA

1 2 3
SP ON - OFF - ON µ
Cat no.
R13 112D AAA

12 3– 3+
SP ON - OFF µ
Paddle tip has red LED
Cat no.
R13 112LP - -

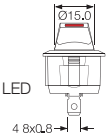

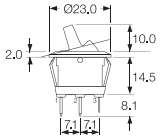

1 2 3
SP ON - OFF µ
Lit 230V
Cat no.
R13 112B NAB

SP ON - OFF µ
(Momentary ON)
Cat no.
R13 208F AAA*

1 3
Indicator light
Cat no.
R9 92B - - -

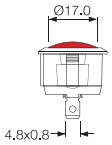

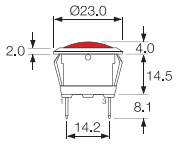

DP ON - OFF
Cat no.
R13 244A AAA

DP ON - OFF
Lit 230V
Cat no.
R13 244B NAA