PVA Series
Short Stroke Key Switches



PVA1



PVA2

Description

PVA Short Stroke keyswitches have a compact design, making them the perfect switch for control panels, industrial use and automotive applications such as air conditioning or lighting. Adapted for medium power applications, the PVA is designed with a short stroke to latch and comes in a wide variety of actuator heights to make sure it can fit the specific needs of your product.

Features & Benefits

- Compact design
- Short stroke to latch
- Wide variety of actuator heights
- Adapted for medium power applications
- RoHS compliant and compatible

Applications

- Automotive (air conditioning, lighting)
- Industrial
- Control panel

Construction Specifications

Function	Momentary, Push-Push
Contact Arrangement	PVA1: 2 make contacts (DPST) PVA2: 2 change over contacts (DPDT)
Switching Mode	Non-shorting
Terminals	PC Pins[1]

Mechanical Specifications

Total Travel / Latching Travel	OA: 2.4 mm EE: 2.4 / 1.5 mm
Electrical Travel	0.8 mm (1.1 for PVA2 OA H5)
Operating Force	1.2N; 1.7N; 3.5N

Process

Solderability	Wave soldering, compatible with lead free soldering profile Hand soldering, 350˚C for 3 seconds

Notes:
Specifications listed above are for switches with standard options. For information on specific and custom switches, please contact technical support.

Electrical Specifications

Switching Power Max.	3 W DC
Switching Voltage Max.	32 V DC
Switching Current Max.	100 mA DC
Dielectric Strength (50 Hz / 1 min.)	100 V between open contacts, PVA2: 750 V
Operating Life	OA (momentary): ≥ 1 x 10^5 operations EE (push-push): ≥ 1 x 10^5 operations
Contact Resistance	Initial ≤ 100 mΩΩ
Insulation Resistance	≥ 10^{10} Ω
Bounce Time	≤ 3 ms

Environmental Specifications

Operating Temperature	-40°C to 85°C[2]

Notes:
1. "Snap-in" contacts on request, Version SNA with pins bent inside (standard)
2. With button +70˚C

© 2024 Littelfuse, Inc.
Specifications are subject to change without notice.
Revised: CM.05/22/24

PVA Series
Short Stroke Key Switches

Ordering Number

Our easy build-a-switch concept allows you to mix and match options to create the switch you need. To order, select desired option from each category and place it in the appropriate box. **Some of the configurations may not be available or could require some development.**

Switch

PVAx - xx - xx - xxx - xxx - V2

Series
PVA1: 2 make-contacts (DPST)
PVA2: 2 changeover contacts (DPDT)

Mechanical Function
OA: Momentary
EE: Push-Push

Total Height
H1: 17.5 mm
H2: 23 mm
H3: 20.5 mm
H4: 15 mm
H5: 13 mm (momentary & PVA2 only)

Operating Force
1.2N: PVA1 only
1.7N: PVA2 only
3.5N

Termination
None: Standard terminals
SNA: Snap-in terminals

Button

xx - xx

Button
PE[1]
PV[1]

Button Color
RD: Red
GR: Green
BK: Black
WH: White

Notes:
Buttons must be ordered separately. Shipped in bulk.
1. Compatible with H1 and H3 actuator models only.

Series

PVA1 (DPST)
Dimensions in Inches

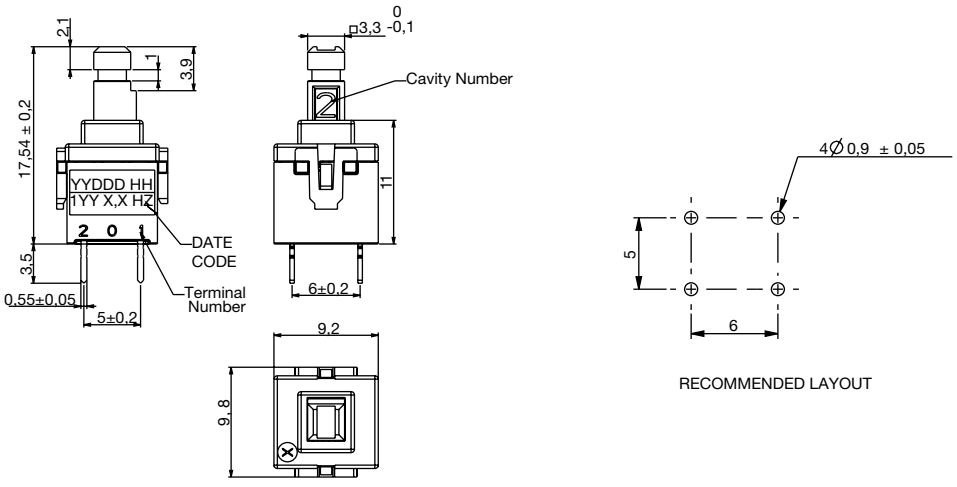

© 2024 Littelfuse, Inc.
Specifications are subject to change without notice.
Revised: CM.05/22/24

PVA Series
Short Stroke Key Switches

PVA2 (DPDT)
Dimensions in Inches

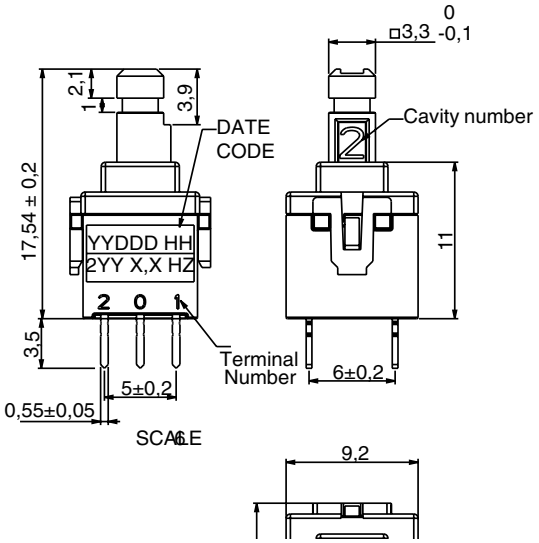

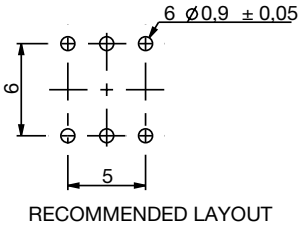

RECOMMENDED LAYOUT

Mechanical Function

Option Code	Function
OA	Momentary
EE	Push-push

OA

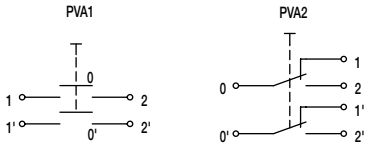

EE

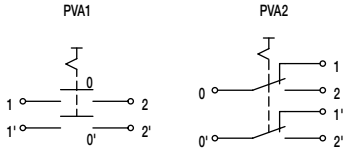

Total Height

H1 17.5 mm

H1

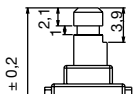

H2 23 mm

H2

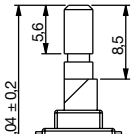

H3 20.5 mm

H3

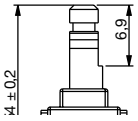

H4 15 mm

H4

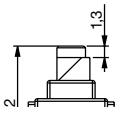

H5 13 mm (momentary only)

H5

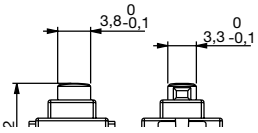

© 2024 Littelfuse, Inc.
Specifications are subject to change without notice.
Revised: CM.05/22/24

PVA Series
Short Stroke Key Switches

Operating Force

1.2N PVA1 only
1.7N PVA2 only
3.5N PVA1 & PVA2

Buttons

Option Code	Color
RD	Red
GY	Gray
BK	Black
WH	White

PE

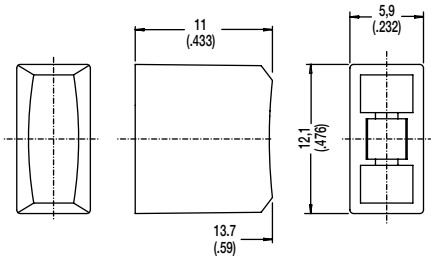

PV

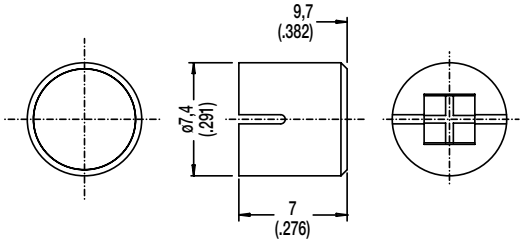

Note:
Buttons must be ordered seperately. Shipped in bulk.

Termination

SNA with PVA1

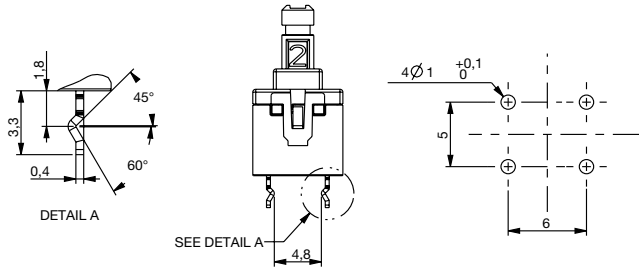

SNA with PVA2

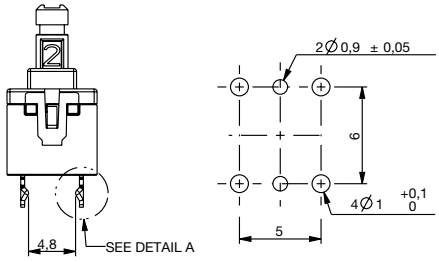

Disclaimer Notice - Information furnished is believed to be accurate and reliable. However, users should independently evaluate the suitability of and test each product selected for their own applications. Littelfuse products are not designed for, and may not be used in, all applications. Read complete Disclaimer Notice at http://www.littelfuse.com/disclaimer-electronics.

© 2024 Littelfuse, Inc.
Specifications are subject to change without notice.
Revised: CM.05/22/24