Industrial Relay
Type RPY 4 10A
Monostable


RPY 4

- **High switching power**
- **Wide range of applications**
- **10A switching capacity**
- **4 pole configuration**
- **Flanged pins 5mm (0.20")**
- **DC coils from 6 to 220V**
- **AC coils from 6 to 380V**
- **Compliant with CE low voltage directive**
- **TÜV, UL, CSA approved**

Product Description

The RPY relay can be used for a wide range of industrial applications.
Available in 1, 2, 3, 4 pole change-over contact configuration. Its wide terminals allow reliability big currents.

Approvals

E73404

Ordering Key

RPY A 004 A24 DLT

Type
Terminal type
Contact code
Coil code
Options

Terminal type: A = Plug in terminals, blades
B = PCB terminals

Box content: 10 relays
Box size: (W 240 x D 105 x H 38) mm Weight: 850g
(W 9.45 x D 4.13 x H 1.50) inches Weight: 29.99oz

Contact configuration	Contact rating	Contact code
4 change over contacts (DPDT- 4 form C)	10A	004

Coil Characteristics, DC @ +25°C (+77°F), coil power 1.5W

Coil Code	Nominal Voltage VDC	Pick-up Voltage VDC	Drop-out Voltage VDC	Max. Allowed Voltage VDC	Coil Current mA	Coil Resistance Ω
6	6	4.5	0.6	6.6	250	24
9	9	6.75	0.9	9.9	170	54
12	12	9	1.2	13.2	125	96
24	24	18	2.4	26.4	70	360
36	36	27	3.6	39.6	42	865
48	48	36	4.8	52.8	31	1540
110	110	82.5	11	121	16	6800
120	115/120	86	11.5	132	7.8	11000*
220	220	165	22	242	7.6	29000

*coil power 0.9 W

Specifications are subject to change without notice. Pictures are just an example. For special features and/or customization, please ask to our sales network. 12/03/15

CARLO GAVAZZI

Coil Characteristics, AC @ +25°C (+77°F), coil power 2.5VA

Coil Code	Nominal Voltage VAC	Pick-up Voltage VAC	Drop-out Voltage VAC	Max. Allowed Voltage VAC	Coil Current mA		Coil Resistance Ω
					50Hz	60Hz	
A6	6	4.8	1.8	6.6	420	360	5
A12	12	9.6	3.6	13.2	210	180	20
A24	24	19.2	7.2	26.4	100	85	80
A36	36	28.8	10.8	39.6	70	60	180
A48	48	38.4	14.4	52.8	52	44	320
A110	100/110	88.0	30.0	121.0	25/23	21/19.5	1680
A120	120	96.0	36.0	142.0	20	17	2000
A220	220	176	66.0	242.0	12	10	6700
A240	240	192	72.0	264.0	10	8.5	8000
A380	380	304	114.0	418.0	6.5	5.5	29000

Options

Nil = Standard (Fig.1)
D = Free Wheeling diode (DC coil only)
F = Flange Mount (Fig.2)
G = Gold Plated contacts

L = LED
T = Test Button

Note:
In case of more options use the alphabetical order for coding.
LED and test button are not available on flange mount version

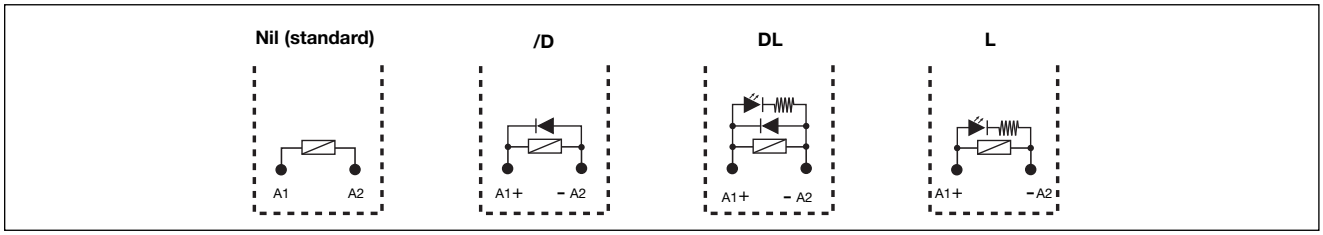

Contact Characteristics

Contact Rating (With resistive load)	**10A – 250VAC**
Usually rating	**10A-250VAC / 28VDC**
Material	**$AgSnO_2In_2O_3$**
Contact Resistance	**≤50mΩ**
Current	
Max. switching current	**10A**
Min. switching current	**10mA @ 12VDC**
Min. switching current G version	**1mA @ 6VDC**

Max Switching Power	**2500VA / 280W**
Life	
Electrical life	**$1x10^5$ cycles (3600ops/h)**
Mechanical	**$1x10^7$ cycles (18000ops/h)**
UL/CSA ratings	**1/3Hp 120VAC** **1/2Hp 240VAC** **10A @ 30VDC** **10A @ 250VAC**

Insulation

Test voltage(1min.)	
Between coil and contacts	**2000VAC**
Between open contacts	**1200VAC**
Contact / contact	**1200VAC**
Insulation resistance	**≥1000MΩ - 500V**

Insulation According to EN61810-5	
Rated insulation voltage	**250V**
Impulsive insulation	**2kV**
Overvoltage categor	**II**

CARLO GAVAZZI

General Data

Nominal coil power	**1.5W DC – 2.5VA AC**
Operating time (at nominal voltage)	**≤20ms**
Release time (at nominal voltage)	**≤20ms**
Ambient temperature	**-25° to +55°C (-13° to +131°F)**
Ambient humidity	**35% to 85%**

Vibration resistance	**10 to 55Hz 1mm (0.04")**
Shock resistance	
Functional	**98m/s² (10G)**
Termination	**Flanges (blades) 5mm (0.20")**
Construction	**Dust cover**
Weight	**65g (2.29oz)**

Pin View mm/inches

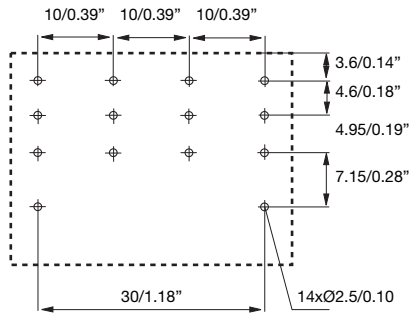

PCB version: pin dimension 1.5x0.5mm (0.05"x0.02")

Wiring Diagram

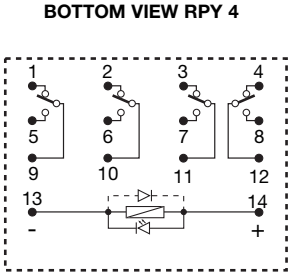

Dimensions mm/inches

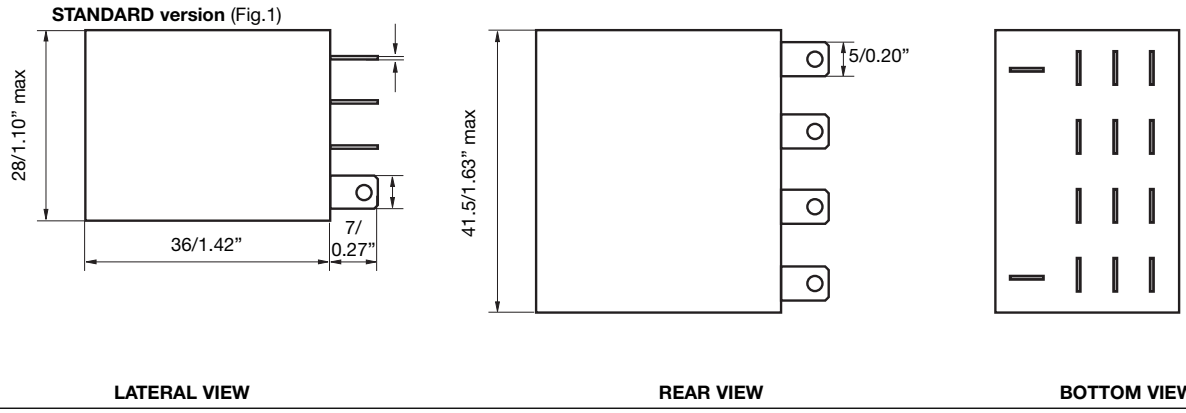

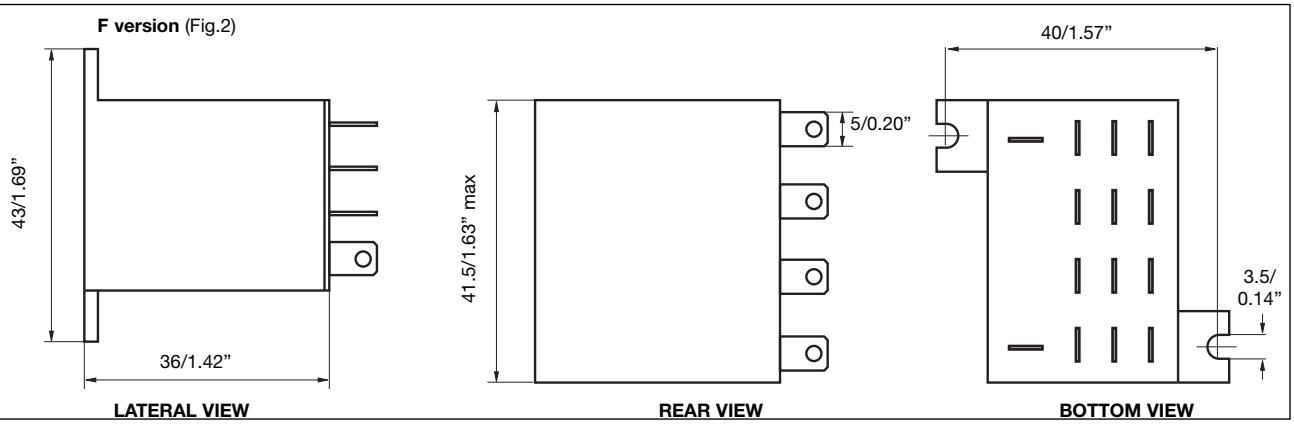

Specifications are subject to change without notice. Pictures are just an example. For special features and/or customization, please ask to our sales network. 12/03/15

Diagrams

Max. switching current

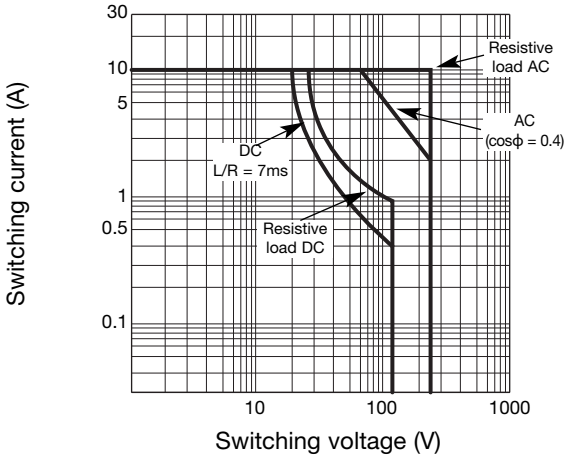

Electrical Life 250VAC Resistance load

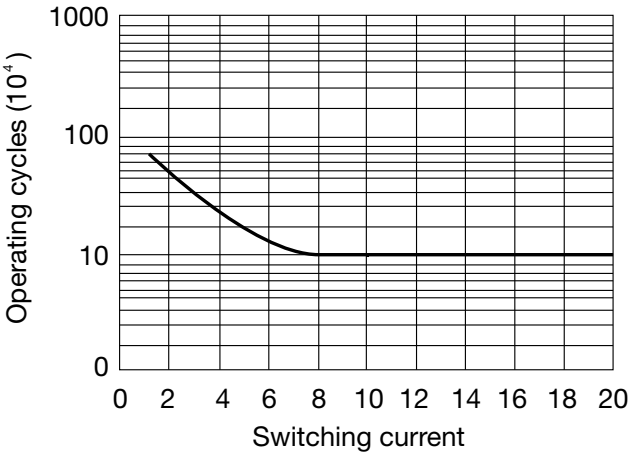

Temperature curve of coil

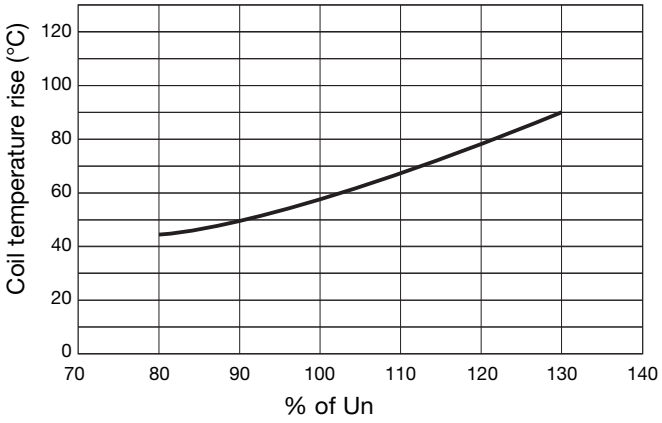

Bases and Sockets

DIN rail sockets code is **ZPY14A** details and specifications on page 65 of industrial relays catalogue.
PCB sockets code is **ZY14** details and specifications on page 67 of industrial relays catalogue.