DH45W10 SERIES
45 WATT 10:1 INPUT ISOLATED DC-DC CONVERTER

Features

- Efficiency Up to 90%
- Regulated Outputs
- Fully Protected (OCP/OVP/UVLO)
- 4000Vac I/O Isolation
- Operating Temperature -40 to +80℃
- UL 1741, CSA-C22.2 No.107.1, EN62109-1 Approval
- Shock & Vibration MIL-STD-810F Compliant
- 5000m Operating Altitude
- Input Reverse Polarity Protection



305062

MODEL NUMBER	INPUT VOLTAGE	OUTPUT VOLTAGE	OUTPUT CURRENT		INPUT CURRENT		% EFF.	CAPACITOR LOAD MAX.
			MIN.	MAX.	NO LOAD	FULL LOAD	(1)	
DH45W10-800S12	150-1500 VDC	12 VDC	0 mA	3.75 A	0.5 mA	64.6 mA	87	3750uF
DH45W10-800S15	150-1500 VDC	15 VDC	0 mA	3.00 A	0.5 mA	63.9 mA	88	3000uF
DH45W10-800S24	150-1500 VDC	24 VDC	0 mA	1.87 A	0.5 mA	63.2 mA	89	1870uF
DH45W10-800S48	150-1500 VDC	48 VDC	0 mA	0.938 A	0.5 mA	62.5 mA	90	938uF

NOTE:
1. Nominal Input Voltage 800 V_{dc}.
2. Measured at Nominal Input Voltage.

PART NUMBER

Series	Nominal Input Voltage	Number of Outputs	Nominal Output Voltage	Installation Type
DH45W10-	II	O	XX	-Y
DH45W10	800 : 800 VDC	S : Single	12 : 12VDC 15 : 15VDC 24 : 24VDC 48 : 48VDC	P : PCB Mount

Part Number Example:
DH45W10-800S12P: 30W, 10:1 150-1500Vdc Input, Single 12Vdc Output, PCB Mounting

TECHNICAL SPECIFICATIONS

(All specifications are typical at nominal input, full load at 25℃ unless otherwise noted.)

ABSOLUTE MAXIMUM RATINGS

PARAMETER	NOTES and CONDITIONS	Device	Min.	Typ.	Max.	Units
Input Voltage	Continuous	All	-1500	800	1500	V_{dc}
Operating Temperature	With de-rating, above 50℃	All	-40		80	℃
Storage Temperature		All	-40		85	℃

INPUT CHARACTERISTICS

PARAMETER	NOTES and CONDITIONS	Device	Min.	Typ.	Max.	Units
Operating Input Voltage		All	150	800	1500	V_{dc}
Input Under Voltage Lockout						
Turn-On Voltage Threshold	Full load	All	110	121	132	V_{dc}
Turn-Off Voltage Threshold	Full load	All	96	109	121	V_{dc}
Lockout Hysteresis Voltage	Full load	All		10		V_{dc}
Maximum Input Current	V_{in}=150V, Full load	All		0.4		A
No-Load Input Current	V_{in}=800V, I_o=0A	See Model Number Table				mA
Input Filter	Capacitive	All				
Inrush Current	V_{in}=800V_{dc}, Cold Start at 25℃	All		90	150	A

OUTPUT CHARACTERISTICS

PARAMETER	NOTES and CONDITIONS	Device	Min.	Typ.	Max.	Units
Voltage Set Point Accuracy	V_{in}=800V, Full load, T_c=25℃	All	-2.0		+2.0	%
Output Voltage Regulation						
Load Regulation	Full load to no load	All			±1.0	%
Line Regulation	V_{in}=High line to low line, full load	All			±1.0	%
Temperature Coefficient	T_c=-40°C to 80°C	All			±0.15	%/℃
Output Voltage Ripple and Noise (5Hz to 20MHz bandwidth)						
Peak-to-Peak	Full load, 10uF aluminum capacitor and 0.1uF ceramic capacitor	12Vo 15Vo 24Vo 48Vo			120 150 150 240	mV
Output Current Range	V_{in}= 150 to 1500V	See Model Number Table				A
Over Current Protection	Hiccup mode. Auto recovery	All	110		300	%
Short Circuit Protection		All	Continuous, Auto Recovery			
External Load Capacitance	Full load (Constant resistive load)	See Model Number Table				uF
Over Voltage Protection	IC component to clamp (auto recovery)	12Vo 15Vo 24Vo 48Vo			16 19 30 59	V_{dc}

EFFICIENCY

PARAMETER	NOTES and CONDITIONS	Device	Min.	Typ.	Max.	Units
100% Load	V_{in}=800V, Full load	See Model Number Table				%

DYNAMIC CHARACTERISTICS

PARAMETER	NOTES and CONDITIONS	Device	Min.	Typ.	Max.	Units
Output Voltage Current Transient						
Error Band	75% to 100% of $I_{o_max.}$ step load change d_i/d_t=0.1A/us (within 1% V_{out} nominal)	All			±5	%
Recovery Time		All			250	us

PARAMETER	NOTES and CONDITIONS	Device	Min.	Typ.	Max.	Units
Turn-On Delay and Rise Time	Full load (Constant resistive load)					
Turn-On Delay Time, From Input	$V_{in_min.}$ to 10%$V_{o_set,}$ Power up	All		450		ms
Output Voltage Rise Time	10%V_{o_set} to 90%V_{o_set}	All		8		ms

ISOLATION CHARACTERISTICS

PARAMETER	NOTES and CONDITIONS	Device	Min.	Typ.	Max.	Units
Isolation Voltage (100% factory Hi-Pot tested @2sec.)	1 Minute; input to output	All			4000 5656	V_{ac} V_{dc}
Isolation Resistance	Input to output	All	100			MΩ
Isolation Capacitance	Input to output	All		1100		pF

FEATURE CHARACTERISTICS

PARAMETER	NOTES and CONDITIONS	Device	Min.	Typ.	Max.	Units
Switching Frequency	Pulse width modulation (PWM) (V_{in} =150V_{dc}-1500V_{dc}, Full load)	All	25		75.6	KHz

GENERAL SPECIFICATIONS

PARAMETER	NOTES and CONDITIONS	Device	Min.	Typ.	Max.	Units
MTBF	I_o=100% of $I_{o_max.}$; MIL-HDBK - 217F_Notice 1, GB, 25℃	All	300			K hours
Weight		All		240		grams
Case Material	Plastic, PBT, UL 94V-0					
Base Plate Material	Non-Conductive Base					
Potting Material	UL 94V-0					
Pin Material	Base: Copper Plating: Nickel with Matte Tin					
Shock/Vibration	MIL-STD-810F					
Humidity	95% RH max. Non Condensing					
Altitude	5000m Operating altitude, 12000m Transport altitude					
Thermal Shock	MIL-STD-810F					

EMC SPECIFICATIONS (External components required, please refer to application note.)

EMI	Meets EN 55032 Compliant (with external filter)		Class A
ESD	EN61000-4-2	Level 3: Air ±8kV, Contact ±4kV	Perf. Criteria A
Radiated Immunity	EN61000-4-3	Level 3: 80~1000MHz, 20V/m	Perf. Criteria A
Fast Transient	EN61000-4-4	Level 2: On power input port, ±0.5kV, external input capacitor required	Perf. Criteria A
Surge	EN61000-4-5	Level 4: Line to line, ±2kV (with external components)	Perf. Criteria A
Conducted Immunity	EN61000-4-6	Level 3: 0.15~80MHz, 10V	Perf. Criteria A
Power Frequency Magnetic Field Immunity	EN61000-4-8	50/60Hz, 3A/m (r.m.s.)	Perf. Criteria A
Application Note Link			DH45W10 Series App Notes
Packaging Information Link			Packaging Information

CHARACTERISTIC CURVE

Power Derating Curve

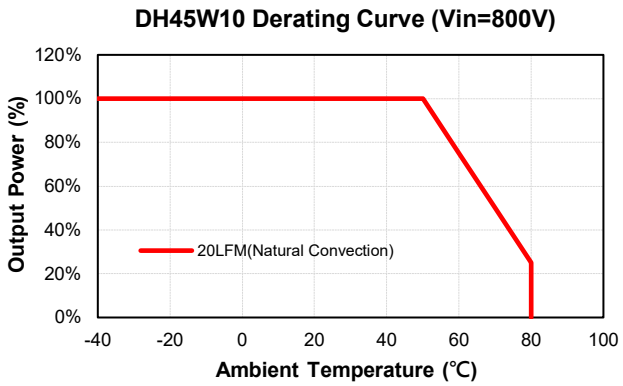

Performance Data

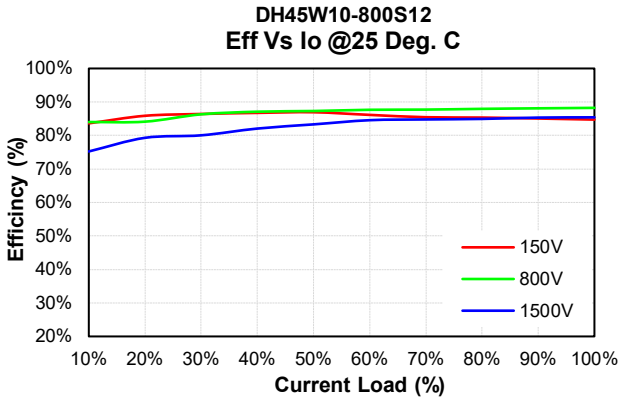

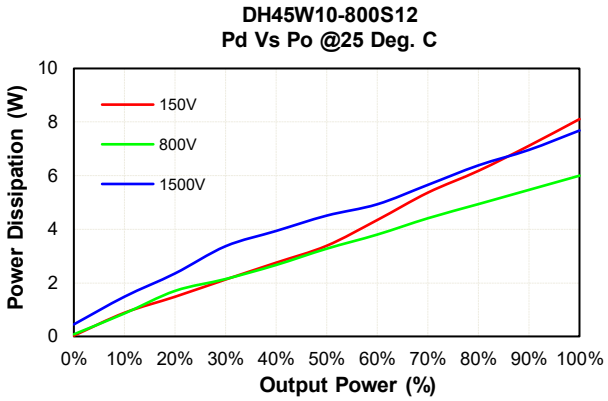

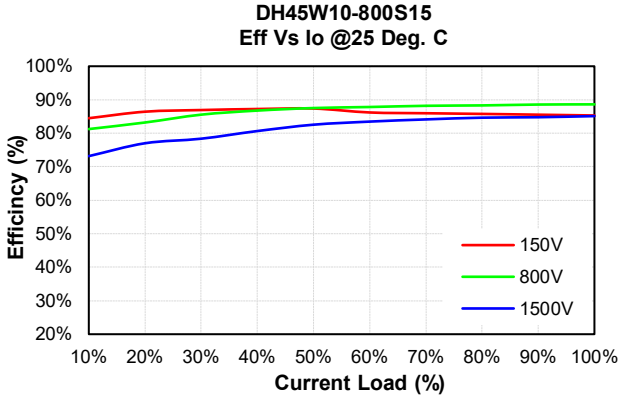

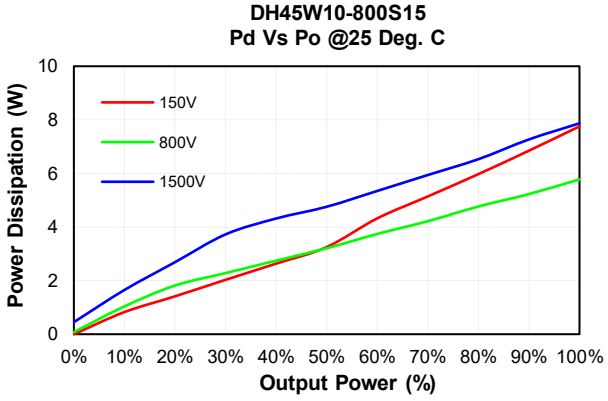

DH45W10-800S24
Eff Vs Io @25 Deg. C

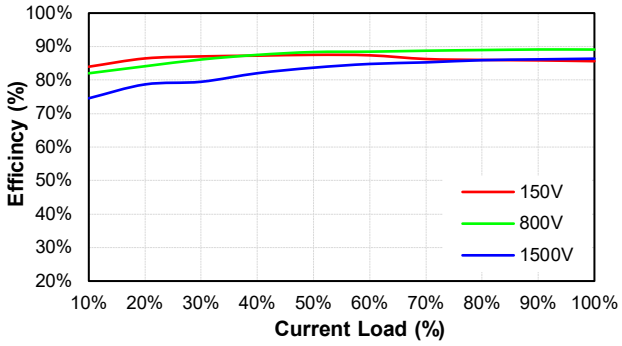

DH45W10-800S24
Pd Vs Po @25 Deg. C

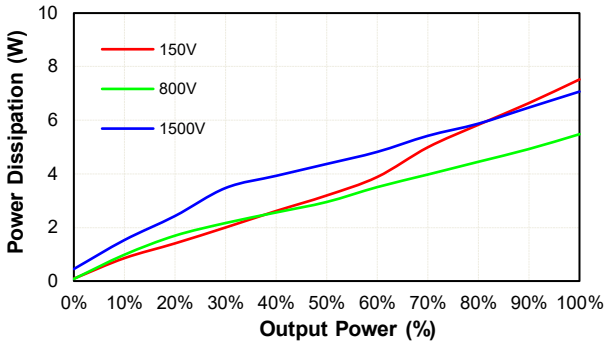

DH45W10-800S48
Eff Vs Io @25 Deg. C

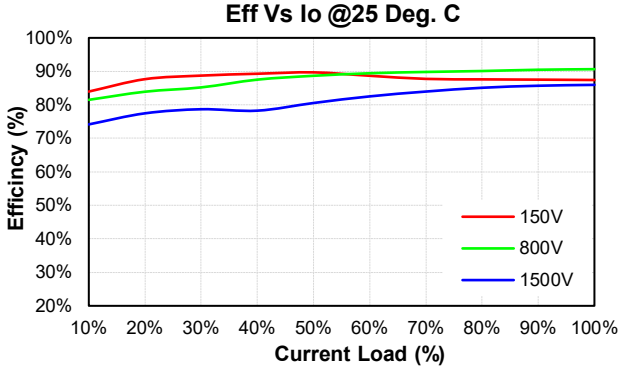

DH45W10-800S24
Pd Vs Po @25 Deg. C

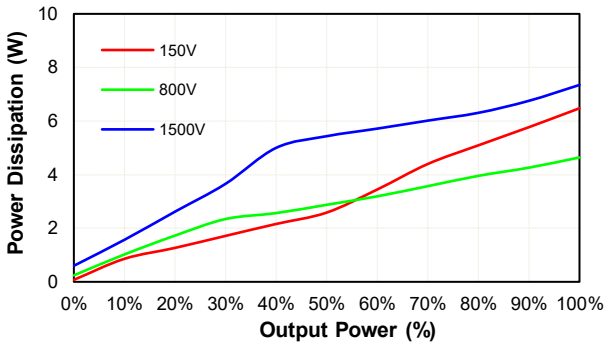

MECHANICAL SPECIFICATION

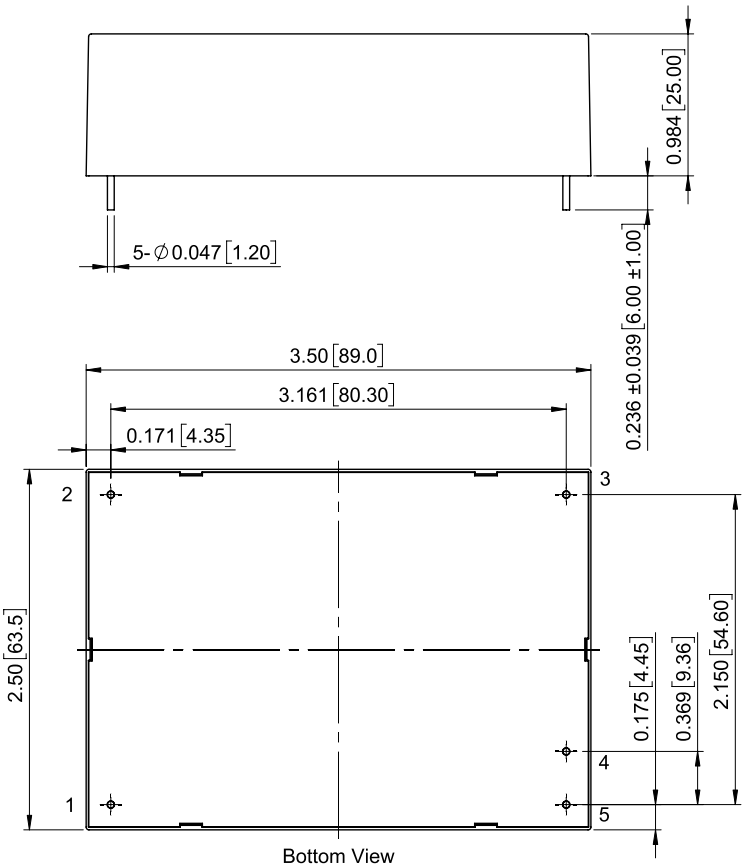

All Dimensions in Inches[mm]
Tolerance Inches: x.xx=±0.03, x.xxx=±0.020
Millimeters: x.x=±0.7, x.xx=±0.50

Pin Connection

Pin	Function
1	-Vin
2	+Vin
3	NC
4	-Vout
5	+Vout

Note:Pin Size is ∅0.047±0.004 Inch [∅1.20±0.1 mm]

CINCON Electronics Co. Ltd.
Add: 14F, No. 306, Sec.4, Hsin Yi Rd., Taipei, Taiwan
Tel: 886-2-27086210
Fax: 886-2-27029852
E-mail: sales@cincon.com
Web: www.cincon.com