Shielded Power Inductors – SLC7649



- Designed for use in multi-phase VRM/VRD regulators and high current/high frequency DC/DC converters.
- Requires only 60 mm² of board space; can handle up to 100 A
- AEC-Q200 qualified

Designer's Kit C467 contains 3 each of select values.
Core material Ferrite
Core and winding loss See www.coilcraft.com/coreloss
Terminations RoHS compliant matte tin over nickel over copper. Other terminations available at additional cost.
Weight 0.9 g
Ambient temperature –40°C to +85°C with (40°C rise) Irms current.
Maximum part temperature +125°C (ambient + temp rise). Derating.
Storage temperature Component: –40°C to +125°C. Tape and reel packaging: –40°C to +80°C
Resistance to soldering heat Max three 40 second reflows at +260°C, parts cooled to room temperature between cycles
Moisture Sensitivity Level (MSL) 1 (unlimited floor life at <30°C / 85% relative humidity)
Packaging 250/7″reel; 1000/13″ reel Plastic tape: 16 mm wide, 0.35 mm thick, 12 mm pocket spacing, 5 mm pocket depth
PCB washing Tested to MIL-STD-202 Method 215 plus an additional aqueous wash. See Doc787_PCB_Washing.pdf.

Part number[1]	L ±10%[2] (nH)	DCR ±5%[3] (mOhms)	SRF typ[4] (MHz)	Isat[5] (A)	Irms (A)[6] 20°C rise	Irms (A)[6] 40°C rise
SLC7649S-360KL_	36	0.17	1150	100	56	74
SLC7649S-500KL_	50	0.17	900	84	56	74
SLC7649S-700KL_	70	0.17	750	65	56	74
SLC7649S-101KL_	100	0.17	110	42	56	74
SLC7649S-121KL_	120	0.17	78	33	56	74
SLC7649S-151KL_	150	0.17	67	27	56	74

1. When ordering, please specify **termination** and **packaging** codes:

SLC7649S-151KLC

Termination: **L** = RoHS compliant matte tin over nickel over copper **Special order: T** = RoHS tin-silver-copper (95.5/4/0.5) or **S** = non-RoHS tin-lead (63/37).

Packaging: **C** = 7″ machine-ready reel. EIA-481 embossed plastic tape (250 per full reel). Quantities less than full reel available: in tape (not machine ready) or with leader and trailer ($25 charge).

B = Less than full reel. In an effort to simplify our part numbering system, Coilcraft is eliminating the need for multiple packaging codes. When ordering, simply change the last letter of your part number from B to C.

D = 13″ machine-ready reel. EIA-481 embossed plastic tape (1000 per full reel). Factory order only, not stocked.

2. Inductance tested at 100 kHz, 0.1 Vrms using an Agilent/HP 4263B LCR meter or equivalent.
3. DCR is measured between the two points indicated on the dimensional drawing.
4. SRF measured using an Agilent/HP 8753ES network analyzer or equivalent.
5. DC current at 25°C that causes a 20% (typ) inductance drop from its value without current. Click for temperature derating information.
6. Current that causes a 40°C temperature rise from 25°C ambient. This information is for reference only and does not represent absolute maximum ratings. Click for temperature derating information.
7. Electrical specifications at 25°C.

Refer to Doc 362 "Soldering Surface Mount Components" before soldering.

Irms Testing

Irms testing was performed on 0.75 inch wide × 0.25 inch thick copper traces in still air.

Temperature rise is highly dependent on many factors including pcb land pattern, trace size, and proximity to other components. Therefore temperature rise should be verified in application conditions.

Coilcraft
www.coilcraft.com

US +1-847-639-6400 sales@coilcraft.com
UK +44-1236-730595 sales@coilcraft-europe.com
Taiwan +886-2-2264 3646 sales@coilcraft.com.tw
China +86-21-6218 8074 sales@coilcraft.com.cn
Singapore + 65-6484 8412 sales@coilcraft.com.sg

Document 481-1 Revised 01/06/25

© Coilcraft Inc. 2025
This product may not be used in medical or high risk applications without prior Coilcraft approval. Specification subject to change without notice. Please check web site for latest information.

Shielded Power Inductors – SLC7649 Series

L vs Current

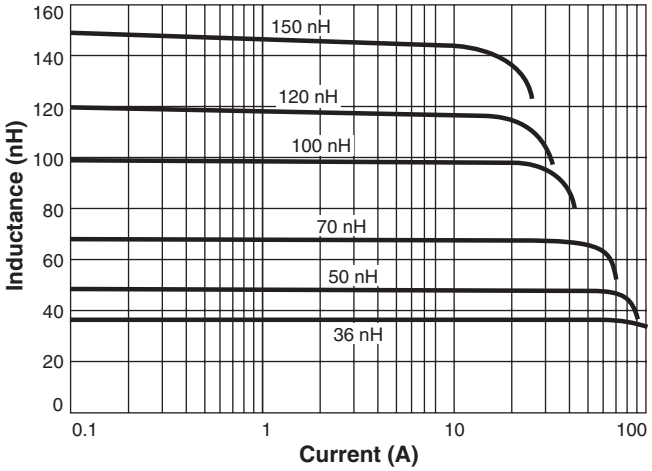

L vs Frequency

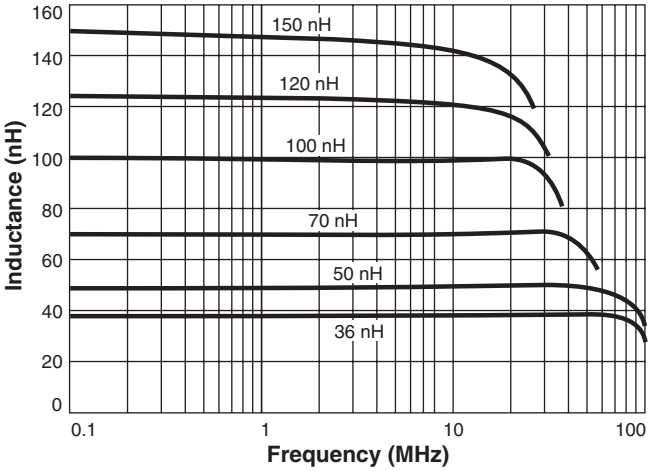

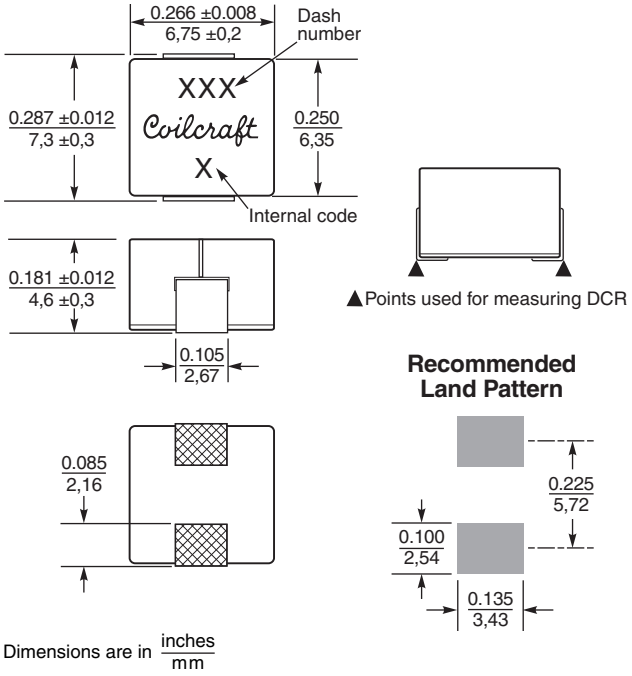

SPICE models
ON OUR WEB SITE

Coilcraft
www.coilcraft.com

US +1-847-639-6400 sales@coilcraft.com
UK +44-1236-730595 sales@coilcraft-europe.com
Taiwan +886-2-2264 3646 sales@coilcraft.com.tw
China +86-21-6218 8074 sales@coilcraft.com.cn
Singapore + 65-6484 8412 sales@coilcraft.com.sg

Document 481-2 Revised 01/06/25

© Coilcraft Inc. 2025
This product may not be used in medical or high risk applications without prior Coilcraft approval.
Specification subject to change without notice.
Please check web site for latest information.