Glass Passivated Bridge Rectifiers

SC35VB80S-G Thru. SC35VB160S-G

Reverse Voltage: 800V and 1600V
Forward Current: 35A
RoHS Device



SCVB-L

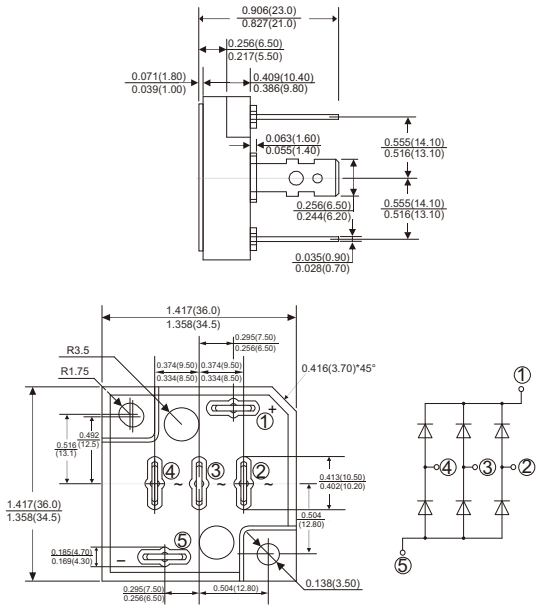

Dimensions in inches and (millimeter)

Features

- 3 phase bridge rectifiers.
- Surge overload -350 Amperes peak.
- Low forward voltage drop.
- UL recognized file # E349301

Mechanical Data

- Polarity: As marked on body.
- Mounting position: Any.
- Weight: 45 grams (approx.).

Maximum ratings and electrical characteristics

Rating at 25°C ambient temperature unless otherwise specified.
Single phase, half wave ,60Hz, resistive or inductive load.
For capacitive load, derate current by 20%

Parameter	Symbol	SC35VB80S-G	SC35VB160S-G	Unit
Maximum recurrent peak reverse voltage	V_{RRM}	800	1600	V
Maximum RMS bridge input voltage	V_{RMS}	560	1120	V
Maximum average forward rectified output current @T_C=55°C	$I_{(AV)}$	35		A
Peak forward surge current , 8.3ms single half sine-wave Superimposed on rated load (JEDEC Method)	I_{FSM}	350		A
Current squared time (1ms＜t＜10ms)	I^2t	508		A^2s
Dielectric strength	Vdis	2000		V
Mounting torque	TOR	0.8		N.m
Maximum forward voltage drop per element at 12.5A peak	V_F	1.05	1.1	V
Maximum reverse current at rated DC blocking voltage per element @T_A=25°C	I_R	10	100	μA
Typical thermal resistance (Note 1)	$R_{\theta JC}$	Max: 0.7		°C/W
Operating temperature range	T_J	-55 to +150		°C
Storage temperature range	T_{STG}	-55 to +150		°C

Notes: 1.Thermal resistance junction to case.

Rating and Characteristics Curves (SC35VB80S-G Thru. SC35VB160S-G)

Fig.1 - Derating Curve Output Rectified Current

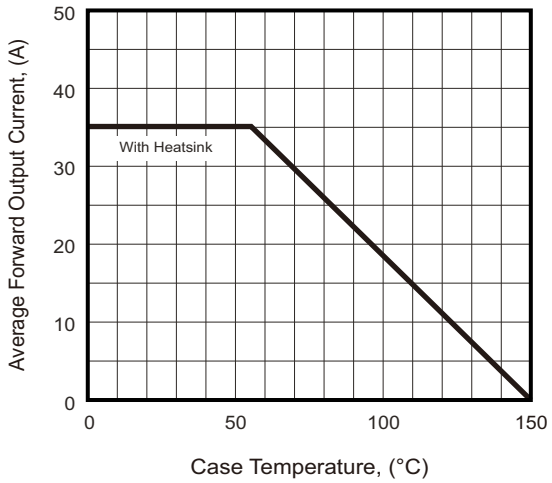

Fig.2 - Typical Forward Characteristics

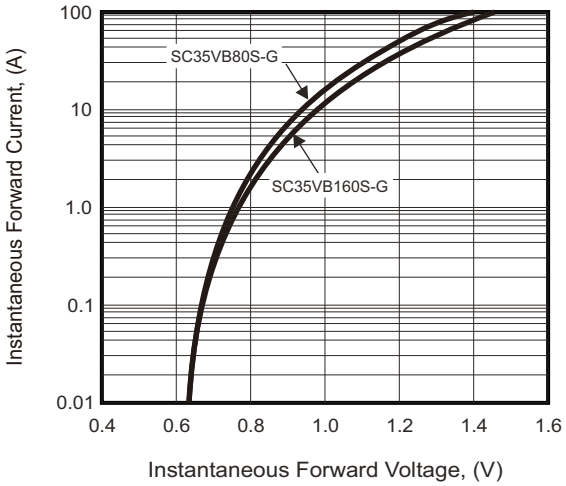

Fig.3 - Maximum Forward Surge Current

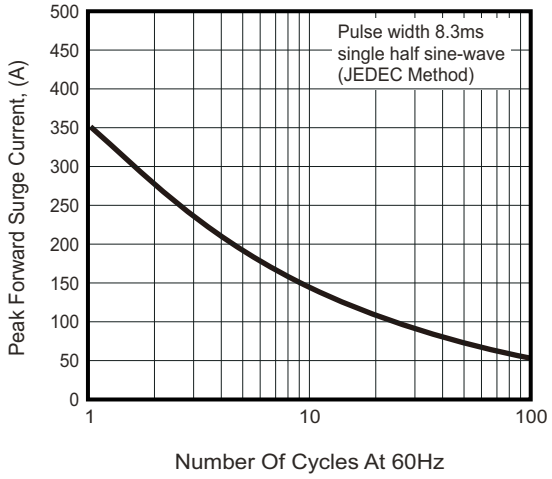

Fig.4 - Typical Reverse Characteristics

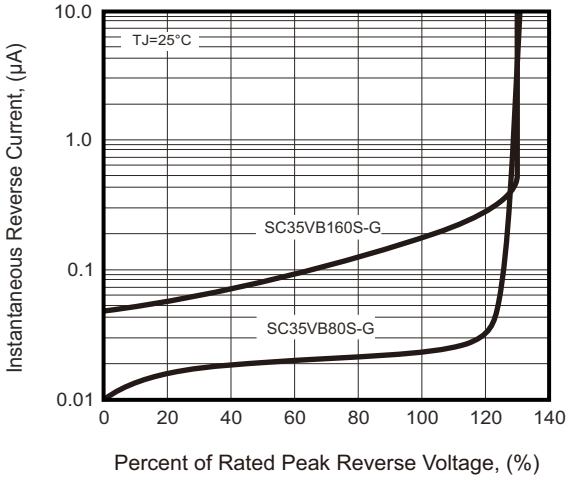

Marking Code

Part Number	Marking code
SC35VB80S-G	SC35VB80
SC35VB160S-G	SC35VB160

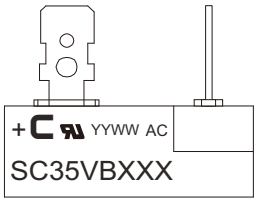

⊂ = Compchip Logo

YY WW

Weeks of the year

A.D. year latter two figures

XXX = Product type marking code

Standard Packaging

Case Type	BULK PACK	
	BOX (pcs)	CARTON (pcs)
SCVB-L	20	100