CER0171A

2140 MHz W-CDMA BPF

Rev 1 – Origin Date: July 11, 2005 – Revision Date: August 1, 2005

Features

- Extended Bandwidth
- Excellent Ripple
- High Rejection



Description

Surface mount, silver (Ag) coated ceramic filter. Developed for use in W-CDMA infrastructure applications.

Weight: 4.7 grams typical

Material: Filter is composed of a ceramic block coated with Ag and a shield made of nickel silver plated steel.

Filter complies with RoHS standards.

Electrical Specifications

Parameter	Frequency (MHz)	Typical @ 25ºC	Spec. over -10ºC to +80ºC
Passband Insertion Loss	2100 – 2180	1.85	2.4 dB max.
Passband Ripple	2100 – 2180	0.8	1.5 dB max.
Passband Return Loss	2100 – 2180	15	10.0 dB min.
Attenuation:	2010	45	30.0 dB min.
	2210	36	30.0 dB min.
Power into any port		2 Watt max.	

Note: Supplier shall test each filter to the critical electrical specifications of the above table. Any subsequent audits may deviate from in value due to measurement repeatability among different test systems. Such deviations shall not exceed the following limits:

Specification	Allowance
Insertion Loss	0.1 dB
Return Loss	1.0 dB
Stopbands	1.0 dB

•"This product is covered by one or more of the following U.S. and foreign patents including: US 4,692,726;US 4,742,562; US 4,800,348;US 4,829,274;US 5,146,193;EP 0573597;DE 0573597;FR 0573597;JP 508149/92;KR 142171;US 5,162,760;US 5,218,329;US 5,250,916;US 5,327,109;US 5,488,335;CA 2114029;FR 9306297;GB 2273393;JP 3205337;KR 115113;CN 93106228.4;US 5,512,866;EP 0706719;DE 0706719;FR 0706719;GB 0706719;CN 95190359.4;US 5,602,518;US 5,721,520;US 5,745,018;EP 0910875;DE 0910875;DK 0910875;FR 0910875;GB 0910875;IE 0910875;JP 505182/98;KR 10-323013;US 5,994,978;US 6,462,629;CN 00810420.4;US 6,559,735;US 6,650,202;US 6,834,429.Other US and foreign patents pending.

•CTS Corporation 2006 reserves all copyrights in the layout, design and configuration of the patterns on this product."

CER0171A

2140 MHz W-CDMA BPF

Rev 1 – Origin Date: July 11, 2005 – Revision Date: August 1, 2005

Mechanical Drawing

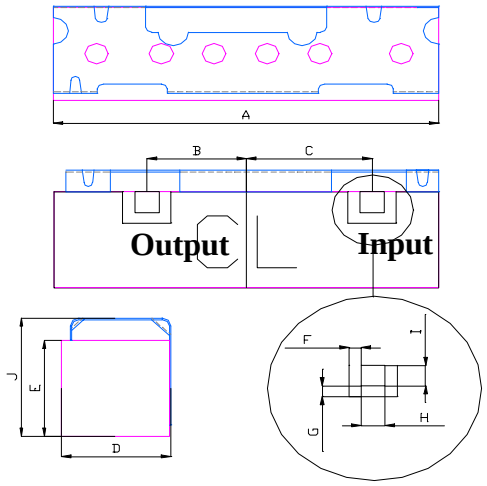

Dim	Nominal (mm)	Tolerance (mm) +/- or max
A	16.42	max
B	4.20	0.13
C	5.30	0.13
D	4.85	max
E	4.90	max
F	0.51	0.13
G	0.51	0.13
H	1.02	0.13
I	1.02	0.13
J	6.03	max

Electrical response

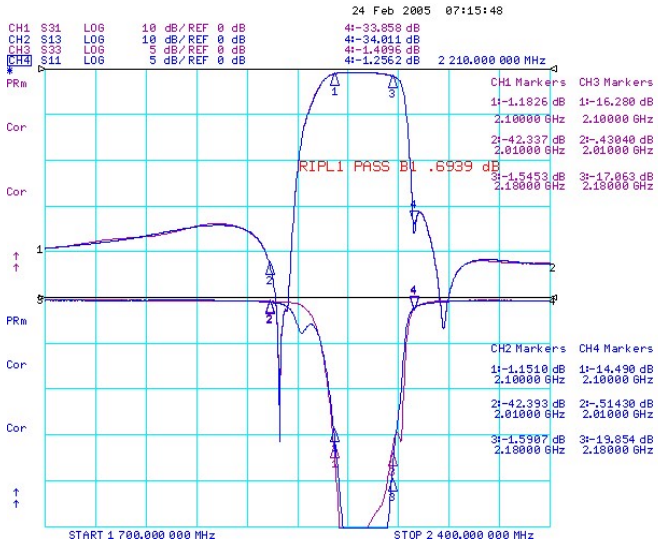

PCB Layout

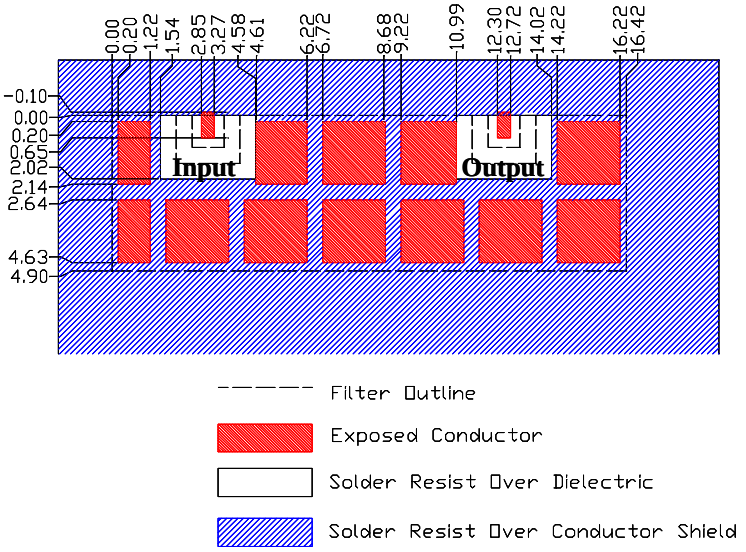

Packaging and Marking

DIMENSION	UNITS	SPECIFICATION
REEL DIAMETER	mm	330
REEL WEIGHT	kg	3.1
REEL QUANTITY	ea.	500

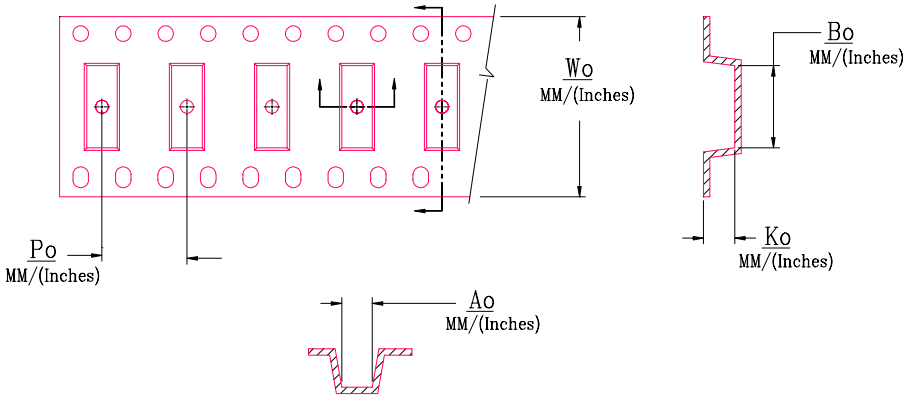

Customer Feed Direction

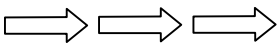



MODEL NO.	Wo	Ao	Bo	Ko	Po
CER0171	24.0/(0.945)	6.50/(0.256)	16.7/(0.657)	5.10/(0.201)	12.0/(0.472)