CER0512B

1547.5 MHz BPF

Rev 0 – Origin Date: July 24, 2014– Revision Date: July 24, 2014

Features

- Low Loss
- High Rejection
- Low Ripple



Description

Surface mount, Silver (Ag) coated barium ceramic filter.

Weight: 2.5 grams typical

Material: Filter is composed of a ceramic block plated with Ag.

Filter complies with RoHS standards.

Electrical Specifications

Parameter	Frequency MHz	Typical @ 25ºC	Specification @ 25ºC	Spec over -40ºC to +85ºC
Passband Iloss	1525 - 1610	-0.9	-1.2	-1.4
Passband Ripple	1525 - 1610	0.3	0.4	0.5
Passband Return Loss @ Port 1	1525 - 1610	-16.0	-12.0	-12.0
Passband Return Loss @ Port 2	1525 - 1610	-16.0	-12.0	-12.0
Attenuation	1475	-21.0	-18.0	-18.0
	1660	-21.0	-18.0	-18.0
Power into any port		2 Watt max		

Note: Supplier shall test each filter to the critical electrical specifications of the above table. Any subsequent audits may deviate from in value due to measurement repeatability among different test systems. Such deviations shall not exceed the following limits:

Specification Allowance	
Insertion Loss	0.1 dB
Return Loss	1.0 dB
Stopbands	1.0 dB

•"This product is covered by one or more of the following U.S. and foreign patents including: US 4,692,726;US 4,742,562; US 4,800,348;US 4,829,274;US 5,146,193;EP 0573597;DE 0573597;FR 0573597;JP 508149/92;KR 142171;US 5,162,760;US 5,218,329;US 5,250,916;US 5,327,109;US 5,488,335;CA 2114029;FR 9306297;GB 2273393;JP 3205337;KR 115113;CN 93106228.4;US 5,512,866;EP 0706719;DE 0706719;FR 0706719;GB 0706719;CN 95190359.4;US 5,602,518;US 5,721,520;US 5,745,018;EP 0910875;DE 0910875;DK 0910875;FR 0910875;GB 0910875;IE 0910875;JP 505182/98;KR 10-323013;US 5,994,978;US 6,462,629;CN 00810420.4;US 6,559,735;US 6,650,202;US 6,834,429.Other US and foreign patents pending.

•CTS Corporation 2006 reserves all copyrights in the layout, design and configuration of the patterns on this product."

CER0512B

1547.5 MHz BPF

Rev 0 – Origin Date: July 24, 2014– Revision Date: July 24, 2014

Mechanical Drawing

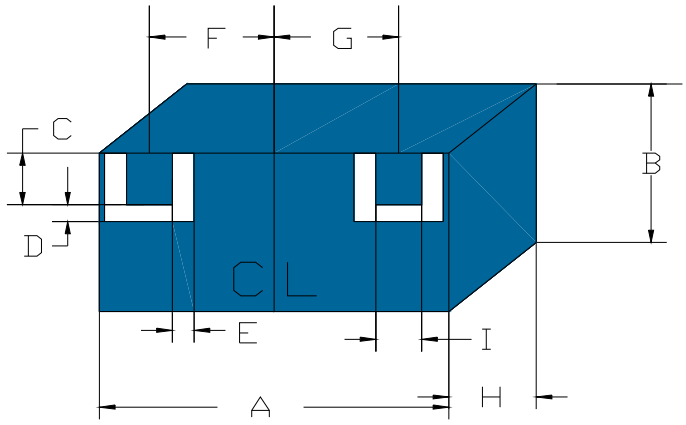

Dim	Nominal (mm)	Tolerance (mm) +/- or max
A	14.74	max
B	6.0	max
C	1.02	0.13
D	0.64	0.13
E	0.64	0.13
F	5.69	0.13
G	5.69	0.13
H	6.0	0.13
I	1.02	0.13

Electrical response

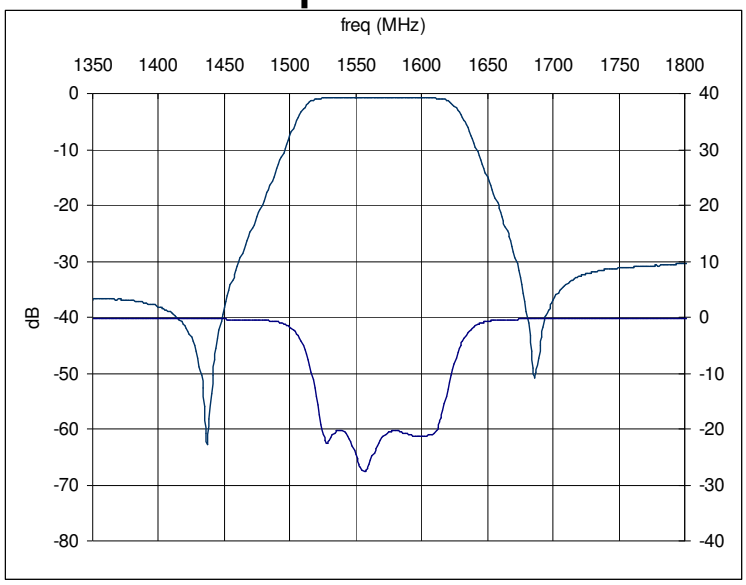

PCB Layout

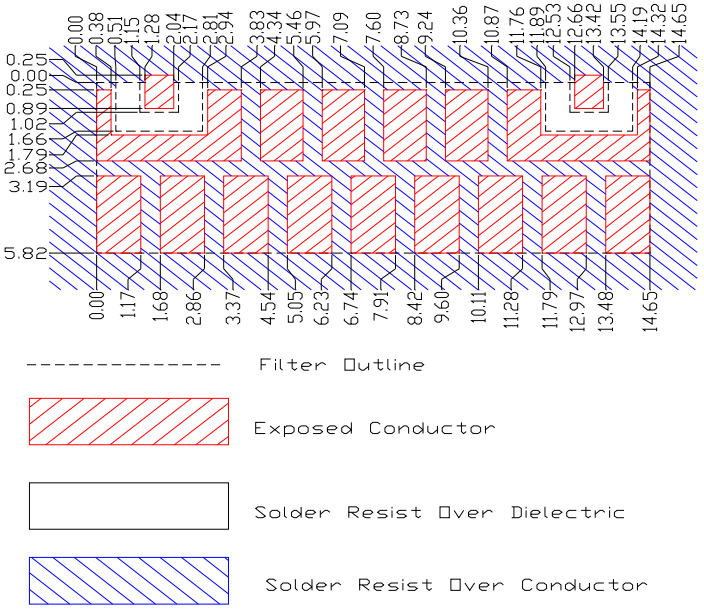

Packaging and Marking

DIMENSION	UNITS	SPECIFICATION
REEL DIAMETER	mm	330
REEL WEIGHT	kg	1.7
REEL QUANTITY	ea.	500

Customer Feed Direction

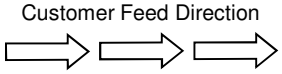

CTS
12B
YWW

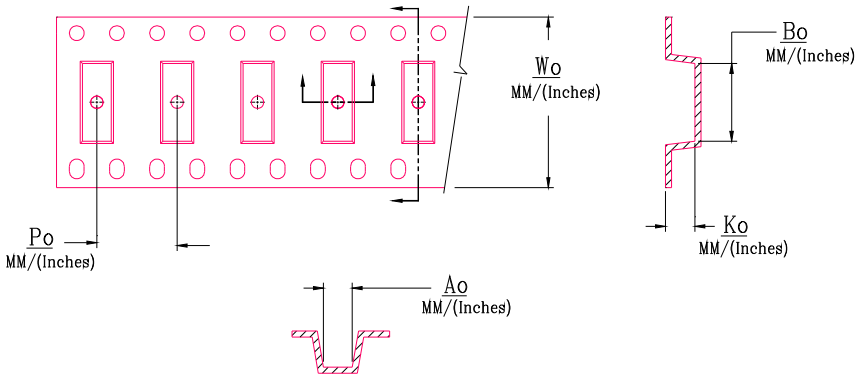

Wo Inches/mm	Ao Inches/mm	Bo Inches/mm	Ko Inches/mm	Po Inches/mm
0.945"/24	0.242"/6.15	0.591"/15	0.244"/6.2	0.472"/12.00