CER0528B

2.124 GHz BPF

Rev 1 - Origin Date: September 10, 2007 – Revision Date: October 30, 2007

Features

- Small Size
- Low Ripple
- High Rejection



Description

Surface mount, silver (Ag) coated barium ceramic filter. Developed for use in Broadband Wireless applications.

Weight: 1.0 grams typical.

Material: Filter is composed of a ceramic block plated with Ag.

Filter complies with RoHS standards.

Electrical Specifications

Parameter	Frequency MHz	Typical @ 25ºC	Specification @ 25ºC	Spec over -40ºC to +85ºC
Passband Iloss	2027 - 2222	-0.7	-1.5	-2.0
Passband Ripple	2027 - 2222	0.2	0.75	0.8
Passband Return Loss @ Port 1	2027 - 2222	-16.0	-12.0	-12.0
Passband Return Loss @ Port 2	2027 - 2222	-18.0	-12.0	-12.0
Attenuation	0.1 - 468	-80.0	-60.0	-60.0
	469 - 768	-68.0	-50.0	-50.0
	769 - 1536	-56.0	-40.0	-40.0
	1537 - 1754	-56.0	-30.0	-30.0
	2495 - 2690	-29.0	-15.0	-15.0
Power into any port		2 Watts		

Note: Supplier shall test each filter to the critical electrical specifications of the above table. Any subsequent audits may deviate from in value due to measurement repeatability among different test systems. Such deviations shall not exceed the following limits:

Specification	Allowance
Insertion Loss	0.1 dB
Return Loss	1.0 dB
Stopbands	1.0 dB

•"This product is covered by one or more of the following U.S. and foreign patents including: US 4,692,726;US 4,742,562; US 4,800,348;US 4,829,274;US 5,146,193;EP 0573597;DE 0573597;FR 0573597;JP 508149/92;KR 142171;US 5,162,760;US 5,218,329;US 5,250,916;US 5,327,109;US 5,488,335;CA 2114029;FR 9306297;GB 2273393;JP 3205337;KR 115113;CN 93106228.4;US 5,512,866;EP 0706719;DE 0706719;FR 0706719;GB 0706719;CN 95190359.4;US 5,602,518;US 5,721,520;US 5,745,018;EP 0910875;DE 0910875;DK 0910875;FR 0910875;GB 0910875;IE 0910875;JP 505182/98;KR 10-323013;US 5,994,978;US 6,462,629;CN 00810420.4;US 6,559,735;US 6,650,202;US 6,834,429.Other US and foreign patents pending.

•CTS Corporation 2006 reserves all copyrights in the layout, design and configuration of the patterns on this product."

CER0528B

2.124 GHz BPF

Rev 1 - Origin Date: September 10, 2007 – Revision Date: October 30, 2007

Mechanical Drawing

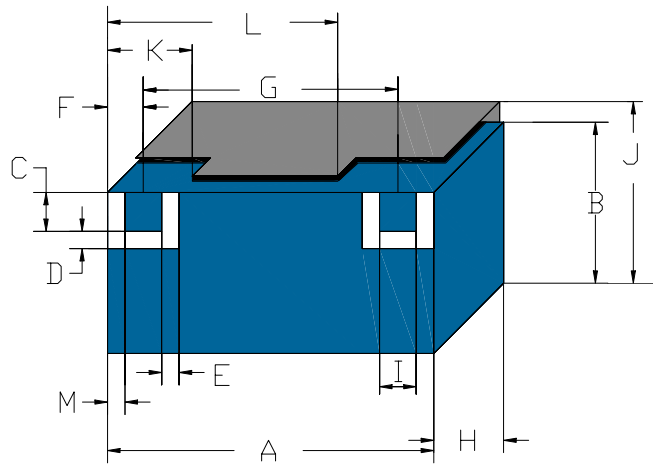

Dim	Nominal (mm)	Tolerance (mm) +/- or max
A	10.20	Max
B	4.70	Max
C	1.00	0.13
D	0.60	0.13
E	0.60	0.13
F	1.20	0.13
G	7.80	0.13
H	4.10	Max
I	1.00	0.13
J	5.80	Max
K	2.54	0.25
L	7.40	0.25
M	0.55	0.20

Electrical response

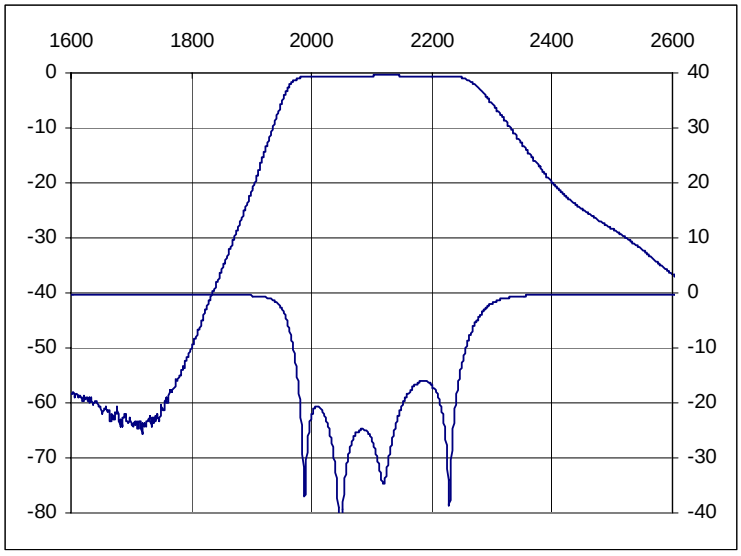

PCB Layout

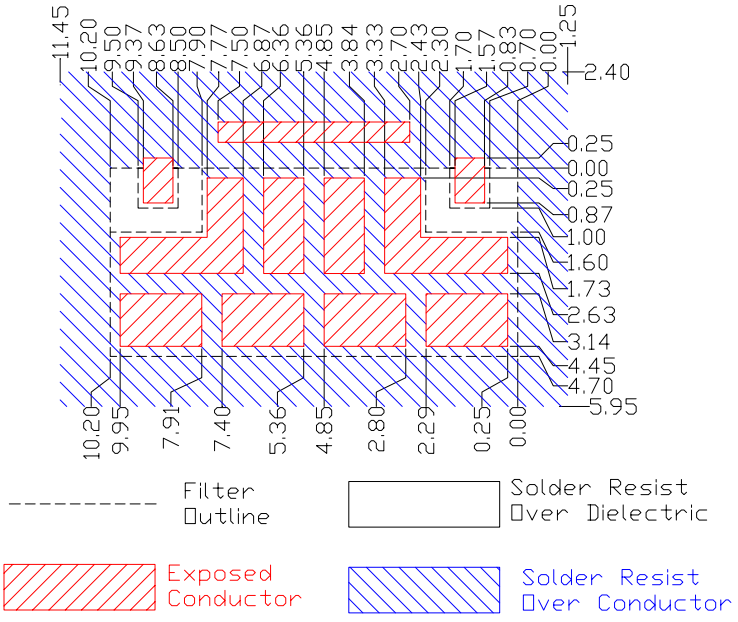

Packaging and Marking

DIMENSION	UNITS	SPECIFICATION
REEL DIAMETER	mm	330
REEL WEIGHT	kg	1.6
REEL QUANTITY	ea.	1000

Customer Feed Direction

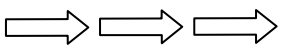



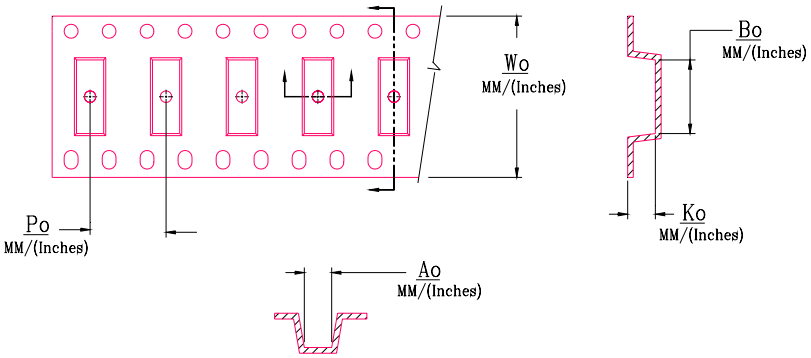

Wo Inches/mm	Ao Inches/mm	Bo Inches/mm	Ko Inches/mm	Po Inches/mm
0.945"/24	0.217"/5.50	0.406"/10.30	0.169"/4.30	0.472"/12.00