CER0628A

2190 MHz BPF

Rev 0 – Origin Date: November 12, 2008 – Revision Date: November 12, 2008

Features

- Small Size
- Low Ripple
- High Rejection



Description

Surface mount, silver (Ag) coated barium ceramic filter.

Weight: 1.0 grams typical.

Material: Filter is composed of a ceramic block plated with Ag.

Filter complies with RoHS standards.

Electrical Specifications

	Frequency MHz	Typical @ 25ºC	Specification @ 25ºC	Spec over -40ºC to +85ºC
Passband Iloss 1	2180 - 2200	-0.5	-0.70	-0.8
Passband Ripple 1	2180 - 2200	0.3	0.50	0.6
Passband Return Loss @ Port 1	2180 - 2200	-15.0	-10.00	-10.0
Passband Return Loss @ Port 2	2180 - 2200	-15.0	-10.00	-10.0
Attenuation	2000 - 2020	-40.0	-35.00	-35.0
Power into any port		2 Watt max		

Note: Supplier shall test each filter to the critical electrical specifications of the above table. Any subsequent audits may deviate from in value due to measurement repeatability among different test systems. Such deviations shall not exceed the following limits:

Specification	Allowance
Insertion Loss	0.1 dB
Return Loss	1.0 dB
Stopbands	1.0 dB

•"This product is covered by one or more of the following U.S. and foreign patents including: US 4,692,726;US 4,742,562; US 4,800,348;US 4,829,274;US 5,146,193;EP 0573597;DE 0573597;FR 0573597;JP 508149/92;KR 142171;US 5,162,760;US 5,218,329;US 5,250,916;US 5,327,109;US 5,488,335;CA 2114029;FR 9306297;GB 2273393;JP 3205337;KR 115113;CN 93106228.4;US 5,512,866;EP 0706719;DE 0706719;FR 0706719;GB 0706719;CN 95190359.4;US 5,602,518;US 5,721,520;US 5,745,018;EP 0910875;DE 0910875;DK 0910875;FR 0910875;GB 0910875;IE 0910875;JP 505182/98;KR 10-323013;US 5,994,978;US 6,462,629;CN 00810420.4;US 6,559,735;US 6,650,202;US 6,834,429.Other US and foreign patents pending.

•CTS Corporation 2006 reserves all copyrights in the layout, design and configuration of the patterns on this product."

CER0628A

2190 MHz BPF

Rev 0 – Origin Date: November 12, 2008 – Revision Date: November 12, 2008

Mechanical Drawing

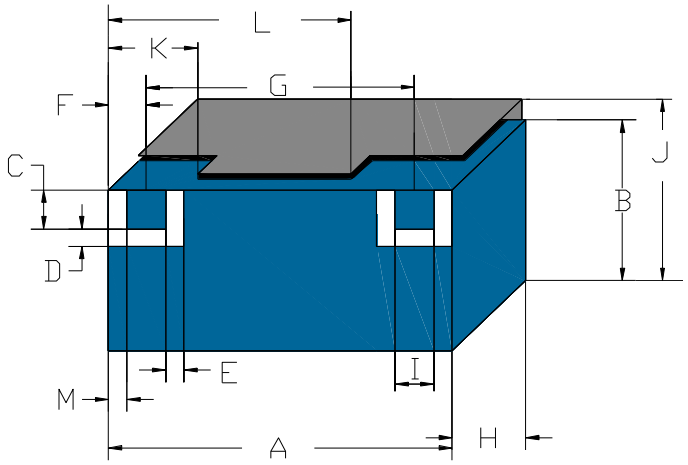

Dim	Nominal (mm)	Tolerance (mm) +/- or max
A	10.00	max
B	4.20	max
C	0.91	0.13
D	0.91	0.13
E	0.86	0.13
F	1.20	0.13
G	7.50	0.13
H	4.00	max
I	0.91	0.13
J	5.22	max

Electrical response

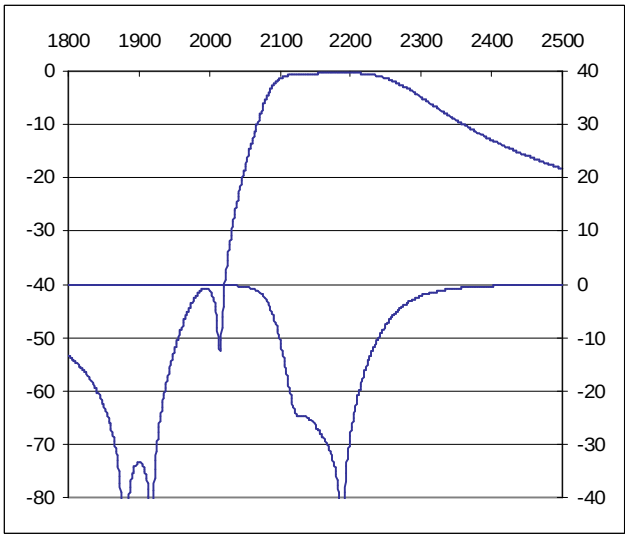

PCB Layout

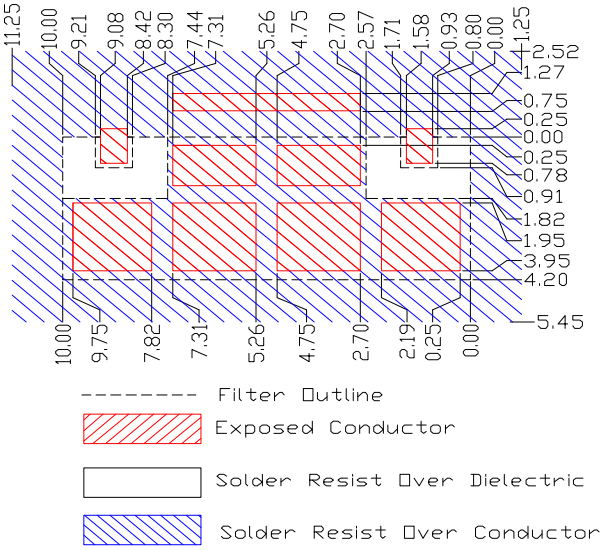

Packaging and Marking

DIMENSION	UNITS	SPECIFICATION
REEL DIAMETER	mm	330
REEL WEIGHT	kg	1.6
REEL QUANTITY	ea.	1000

Customer Feed Direction

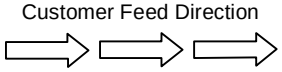

CTS
628
YWW

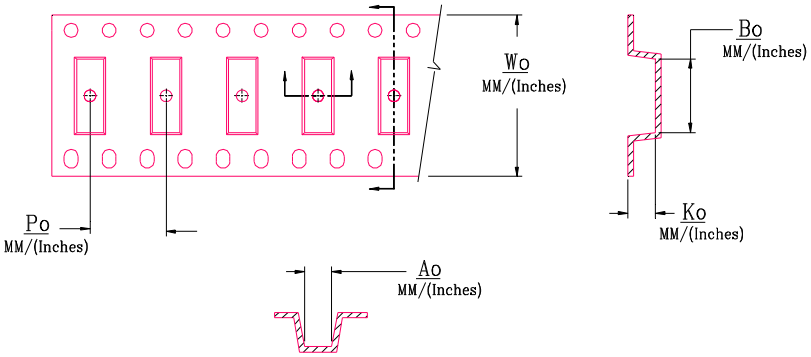

Wo Inches/mm	Ao Inches/mm	Bo Inches/mm	Ko Inches/mm	Po Inches/mm
0.945"/24	0.217"/5.50	0.406"/10.30	0.169"/4.30	0.472"/12.00