Large-sized Type
(1P2T, 2P2T)



FEATURES

※2.0mm stroke
※Through hole or SMT
※1P2T , 2P2T models

APPLICATION

※Remote control
※Consumer electronics
※Instrumentations

SPECIFICATION

Contact Rating	0.1A, 12V DC
Contact Resistance	60mΩ max.
Insulation Resistance	100MΩ min. 500V DC
Dielectric Strength	500V AC/1 minute
Operating Force	200±150gf
Travel	2mm
Operating Life	10,000 cycles
Operating Temp.	-10°C ~ +60°C
Storage Temp.	-20°C ~ +70°C

CIRCUIT

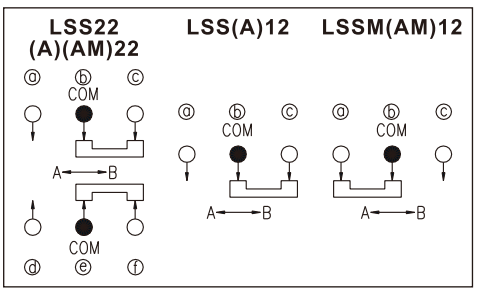

HOW TO ORDER

L S S □ □ □ □ - □ - □ □ - □ - □

Slide Direction:
□=Horizontal
M=Horizontal S.M.T.
(Only for 1P2T)
AM=Vertical S.M.T.
A=Vertical Through Hole

Poles-Positions:
12=1P2T
22=2P2T

Terminal Length:
(Only for Through Hole)
□=3.00mm L=2.50mm M=2.20mm
N=1.80mm Q=1.50mm R=1.20mm
P=1.00mm S=0.90mm

Stem Length(Except LSSAM/LSSA Type):
□=2.00mm 40=4.00mm 32=3.20mm

□=Without Post(Except LSSM Type)
P=Base With Post

Stem Direction:
□=LSS(A) Stem in the Right
LSS(A)M Stem in the Left
C=LSS(A) Stem in the Left
LSS(A)M Stem in the Right

V=RoHS & Lead Free Solderable
Q=Halogen Free

Package:
□=Bag
B=Tube(Only for LSS)
T/R=Tape & Reel

PACKAGE

<Bag>
LSS(A)12, 22: 1000 pcs
<Tube>
LSS□2, LSS□2M, LSS□2L: 50 pcs
<Tape & Reel>
LSS12, 22-N,P,S,Q,R: 900 pcs
LSS12, 22-□,M,L: 800 pcs
LSS12, 12-40-P, 22□-40: 800 pcs
LSSM12-P, LSSM12-40-P: 800 pcs
LSSM12: 1000 pcs
LSSA(M)12, 22: 600 pcs
LSSA12, 22M,L-P: 600 pcs
LSSA12, 22R-P: 500 pcs

LSS22

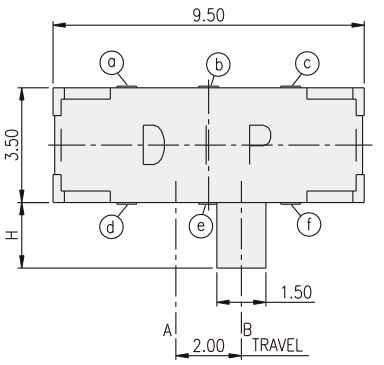

PART NO.	H
LSS22	2.0
LSS22-32	3.20
LSS22-40	4.0

PART NO.	L
LSS22	3.0
LSS22S	0.90
LSS22P	1.0
LSS22R	1.20
LSS22Q	1.50
LSS22N	1.80
LSS22M	2.20
LSS22L	2.50

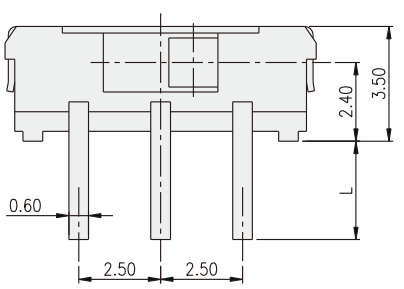

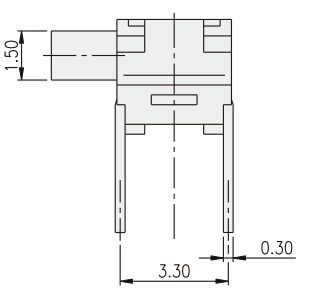

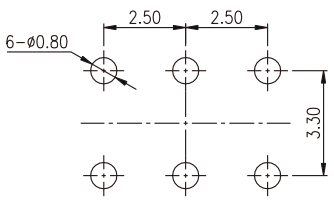

P.C.B. LAYOUT

LSS12

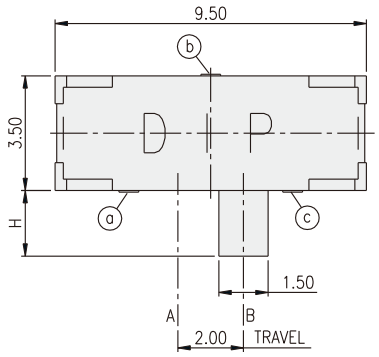

PART NO.	H
LSS12	2.00
LSS12-32	3.20
LSS12-40	4.00

PART NO.	L
LSS12	3.0
LSS12S	0.90
LSS12P	1.0
LSS12R	1.20
LSS12Q	1.50
LSS12N	1.80
LSS12M	2.20
LSS12L	2.50

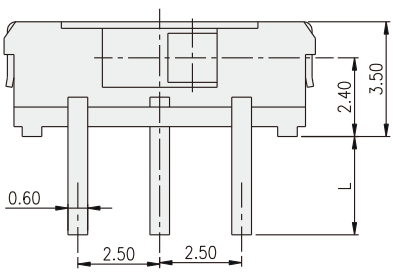

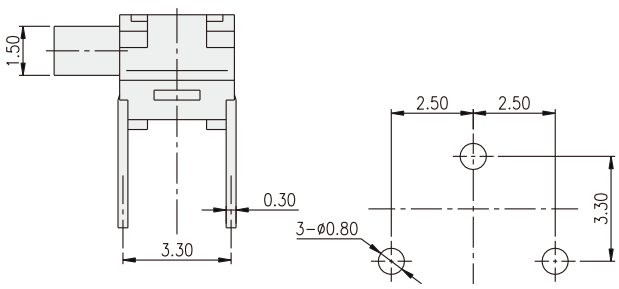

P.C.B. LAYOUT

LSSA22

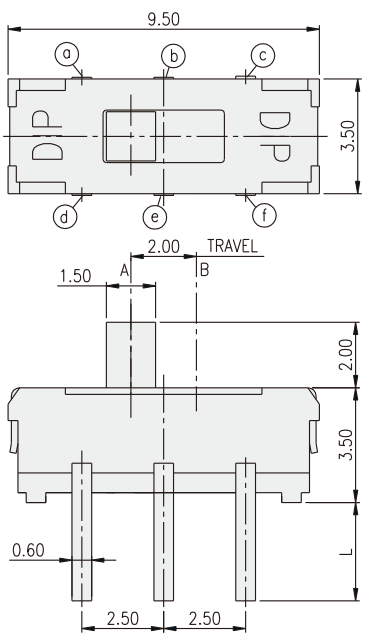

PART NO.	L
LSSA22	3.0
LSSA22S	0.90
LSSA22P	1.0
LSSA22R	1.20
LSSA22Q	1.50
LSSA22N	1.80
LSSA22M	2.20
LSSA22L	2.50

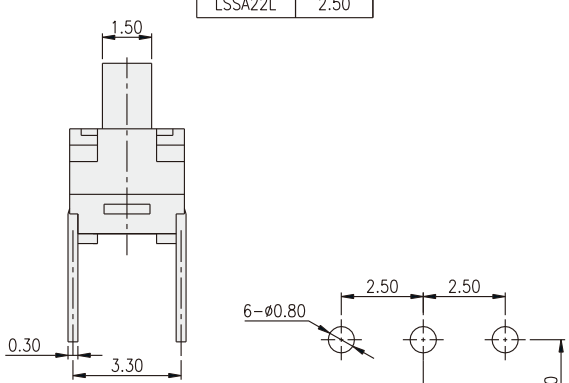

P.C.B. LAYOUT

LSSM12-P

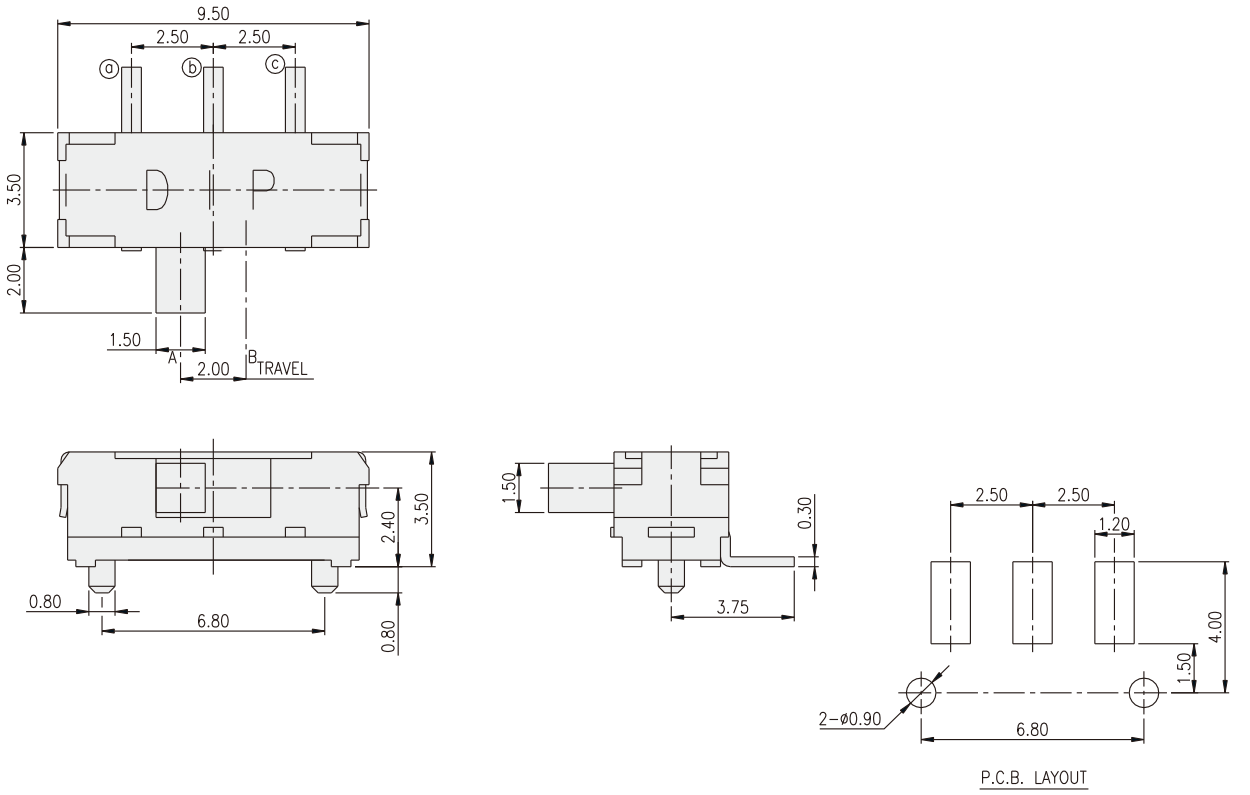

LSSAM22-P

