KBL400 - KBL410

GLASS PASSIVATED BRIDGE RECTIFIERS

PRV : 50 - 1000 Volts
Io : 4.0 Amperes

FEATURES :
* Glass passivated chip
* High current capability
* High surge current capability
* High reliability
* Low reverse current
* Low forward voltage drop
* Ideal for printed circuit board
* Pb / RoHS Free

MECHANICAL DATA :
* Case : Molded plastic
* Epoxy : UL94V-0 rate flame retardant
* Terminals : Plated lead solderable per MIL-STD-202, Method 208 guaranteed
* Polarity : Polarity symbols marked on case
* Mounting position : Any
* Weight : 5.15 grams

KBL

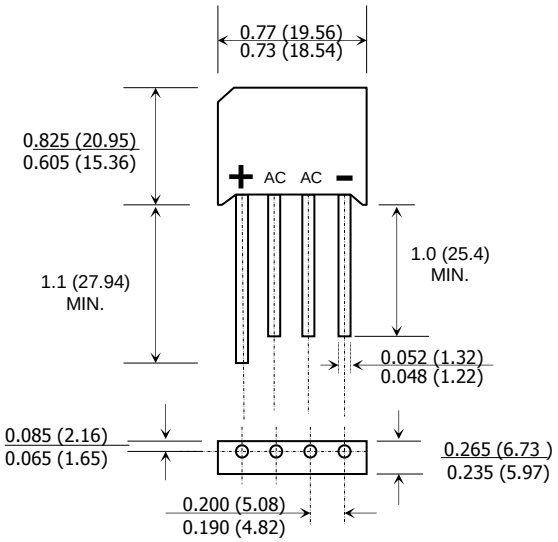

Dimensions in inches and (millimeter)

MAXIMUM RATINGS AND ELECTRICAL CHARACTERISTICS

Rating at 25 °C ambient temperature unless otherwise specified.
Single phase, half wave, 60 Hz, resistive or inductive load.
For capacitive load, derate current by 20%.

RATING	SYMBOL	KBL 400	KBL 401	KBL 402	KBL 404	KBL 406	KBL 408	KBL 410	UNIT
Maximum Recurrent Peak Reverse Voltage	V_{RRM}	50	100	200	400	600	800	1000	V
Maximum RMS Voltage	V_{RMS}	35	70	140	280	420	560	700	V
Maximum DC Blocking Voltage	V_{DC}	50	100	200	400	600	800	1000	V
Maximum Average Forward Current Ta=50°C	$I_{F(AV)}$	4.0							A
Peak Forward Surge Current Single half sine wave Superimposed on rated load (JEDEC Method)	I_{FSM}	150							A
Maximum Forward Voltage per Diode at I_F = 4 A	V_F	1.1							V
Maximum DC Reverse Current Ta = 25 °C	I_R	10							μA
at Rated DC Blocking Voltage Ta = 100 °C	$I_{R(H)}$	1.0							mA
Typical Thermal Resistance (Note 1)	RθJA	19							°C/W
Operating Junction Temperature Range	T_J	- 50 to + 150							°C
Storage Temperature Range	T_{STG}	- 50 to + 150							°C

Note :

1) Thermal resistance from Junction to Ambient with units mounted on a 3" X 3" X 0.11" THK (7.5cm X 7.5cm X 0.3cm) Cu. plate.

RATING AND CHARACTERISTIC CURVES (KBL400 - KBL410)

FIG.1 - DERATING CURVE FOR OUTPUT RECTIFIED CURRENT

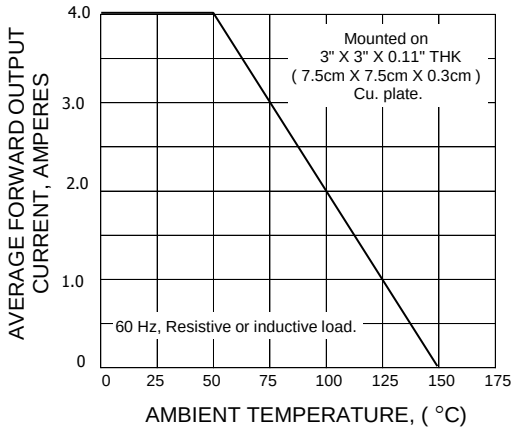

FIG.2 - MAXIMUM NON-REPETITIVE PEAK FORWARD SURGE CURRENT

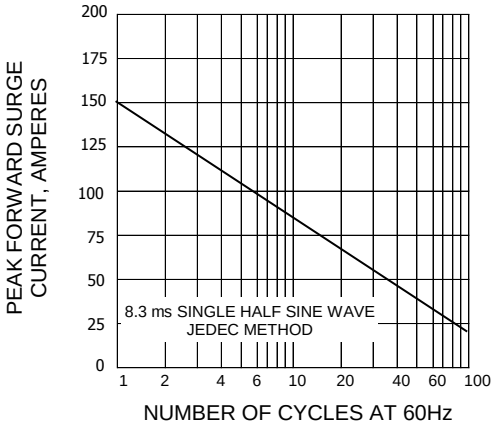

FIG.3 - TYPICAL FORWARD CHARACTERISTICS PER DIODE

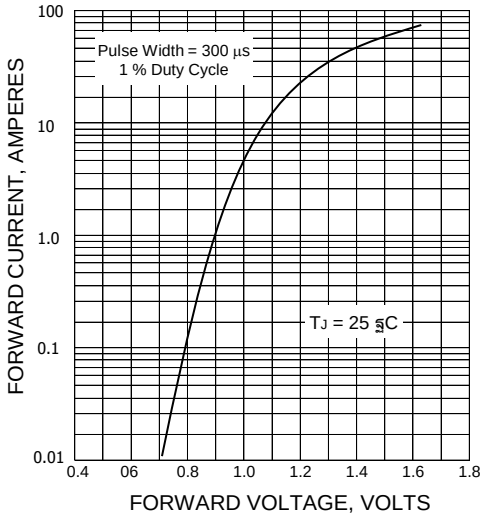

FIG.4 - TYPICAL REVERSE CHARACTERISTICS

