www.eicsemi.com

RK49

SCHOTTKY BARRIER RECTIFIER DIODE

PRV : 90 Volts
Io : 3.5 Amperes

FEATURES :

* High current capability
* High surge current capability
* High reliability
* High efficiency
* Low power loss
* Low cost
* Low forward voltage drop
* Pb / RoHS Free

MECHANICAL DATA :

* Case : DO-201AD Molded plastic
* Epoxy : UL94V-O rate flame retardant
* Lead : Axial lead solderable per MIL-STD-202, Method 208 guaranteed
* Polarity : Color band denotes cathode end
* Mounting position : Any
* Weight : 1.1 grams

DO - 201AD

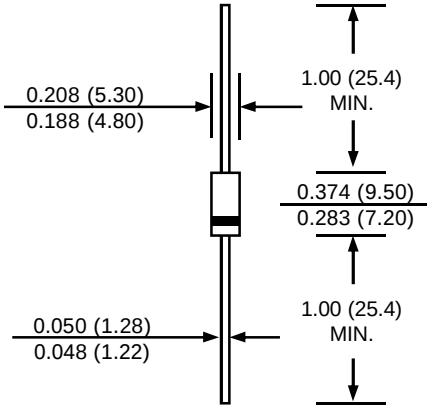

Dimensions in inches and (millimeters)

MAXIMUM RATINGS AND ELECTRICAL CHARACTERISTICS

Rating at 25 °C ambient temperature unless otherwise specified.
Single phase, half wave, 60 Hz, resistive or inductive load.
For capacitive load, derate current by 20%.

RATING	SYMBOL	VALUE	UNIT
Maximum Peak Reverse Voltage	V_{RM}	90	V
Maximum Peak Reverse Surge Voltage	V_{RSM}	90	V
Maximum Average Forward Current T_L = 109 °C	$I_{F(AV)}$	3.5	A
Maximum Peak Forward Surge Current, 8.3ms single half sine wave Superimposed on rated load (JEDEC Method) T_L = 75°C	I_{FSM}	60	A
Maximum Forward Voltage at I_F = 3.5 A	V_F	0.81	V
Maximum Reverse Current at V_{RM} Ta = 25 °C	I_R	5	mA
Maximum Reverse Current at V_{RM} Ta = 100 °C	$I_{R(H)}$	35	mA
Junction Temperature Range	T_J	- 40 to + 150	°C
Storage Temperature Range	T_{STG}	- 40 to + 150	°C

RATING AND CHARACTERISTIC CURVES (RK49)

FIG.1 - DERATING CURVE FOR OUTPUT RECTIFIED CURRENT

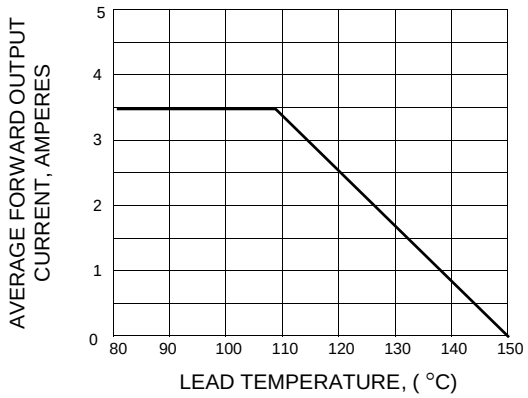

FIG.2 - MAXIMUM NON-REPETITIVE PEAK FORWARD SURGE CURRENT

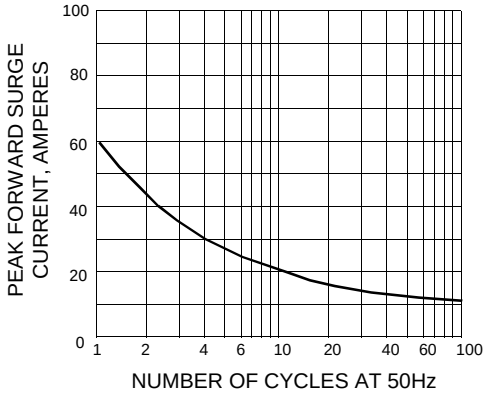

FIG.3 - TYPICAL FORWARD CHARACTERISTICS

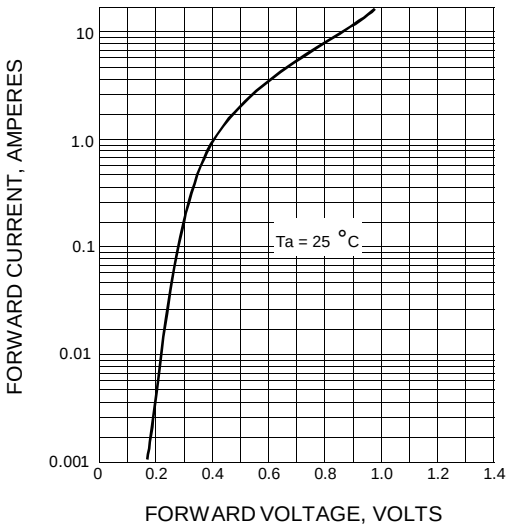

FIG.4 - TYPICAL REVERSE CHARACTERISTICS

