EPCOS

SAW Components

Data Sheet K 2955 M



Data Sheet

Standard

- B/G
- D/K

Plastic package **SIP5K**

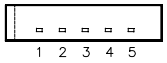

Features

- TV IF filter with Nyquist slope and sound shelf
- Broad sound shelf for sound carriers at 32,40 MHz and 33,40 MHz
- Group delay predistortion

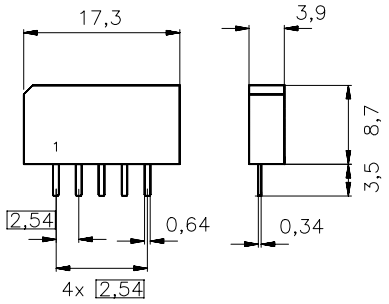

Terminals

- Tinned CuFe alloy

Dimensions in mm, approx. weight 1,0 g

Pin configuration

1	Input
2	Input - ground
3	Chip carrier - ground
4	Output
5	Output

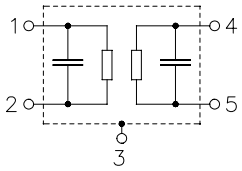

Type	Ordering code	Marking and package according to	Packing according to
K 2955 M	B39389-K2955-M100	C61157-A1-A15	F61074-V8067-Z000

Maximum ratings

Operable temperature range	T_A	–25/+65	˚C	
Storage temperature range	T_{stg}	–40/+85	˚C	
DC voltage	V_{DC}	12	V	between any terminals
AC voltage	V_{pp}	10	V	between any terminals

Characteristics

Reference temperature: T_A = 25 °C
Terminating source impedance: Z_S = 50 Ω
Terminating load impedance: Z_L = 2 kΩ || 3 pF

				min.	typ.	max.	
Insertion attenuation			α				
Reference level for the following data		37,40 MHz		15,7	17,2	18,7	dB
Relative attenuation			α_{rel}				
Picture carrier		38,90 MHz		4,7	5,7	6,7	dB
Color carrier		34,47 MHz		2,6	3,6	4,6	dB
Sound carrier		32,40 MHz		18,5	20,0	21,5	dB
		33,40 MHz		19,4	20,4	—	dB
Adjacent picture carrier		30,90 MHz		48,0	66,0	—	dB
Adjacent sound carrier		40,40 MHz		43,0	58,0	—	dB
		41,40 MHz		42,0	53,0	—	dB
Lower sidelobe	25,00 ...	30,90 MHz		43,0	52,0	—	dB
Upper sidelobe	40,40 ...	45,00 MHz		38,0	44,0	—	dB
Reflected wave signal suppression							
1,2 µs ... 6,0 µs after main pulse (test pulse 250 ns, carrier frequency 37,40 MHz)				42,0	54,0	—	dB
Feedthrough signal suppression							
1,2 µs ... 1,1 µs before main pulse (test pulse 250 ns, carrier frequency 37,40 MHz)				50,0	56,0	—	dB
Group delay predistortion (reference frequency 38,90 MHz)			Δτ				
		36,50 MHz		—	–65	—	ns
		34,47 MHz		—	0	—	ns
Impedance at 37,40 MHz							
Input: $Z_{IN} = R_{IN} \parallel C_{IN}$				—	2,2 ‖ 10,7	—	kΩ ‖ pF
Output: $Z_{OUT} = R_{OUT} \parallel C_{OUT}$				—	3,1 ‖ 2,8	—	kΩ ‖ pF
Temperature coefficient of frequency			TC_f	—	–72	—	ppm/K

Frequency response

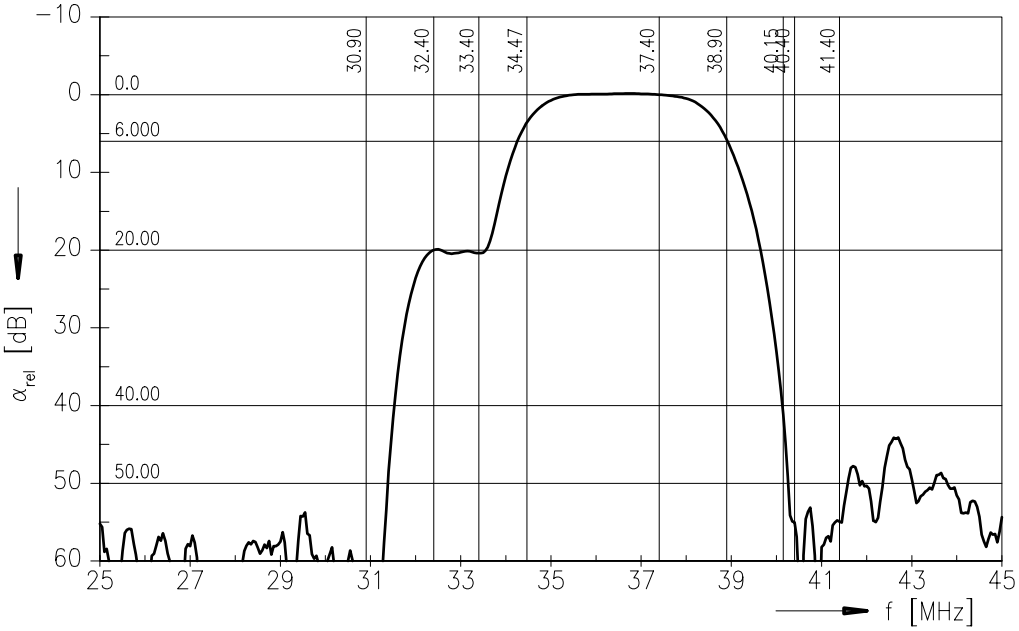

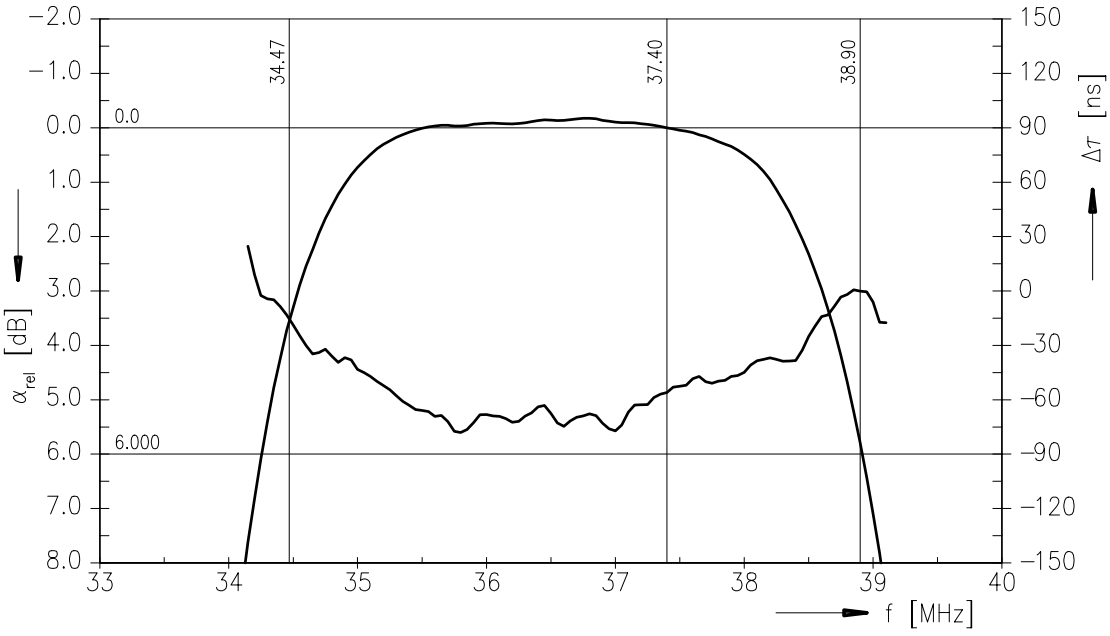

Frequency response

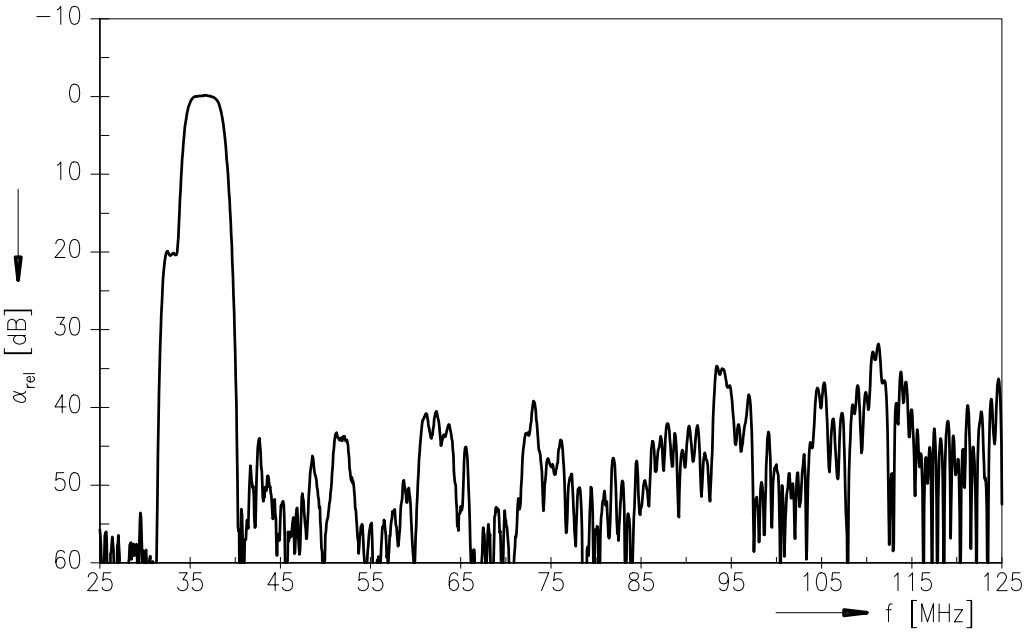

Time domain response

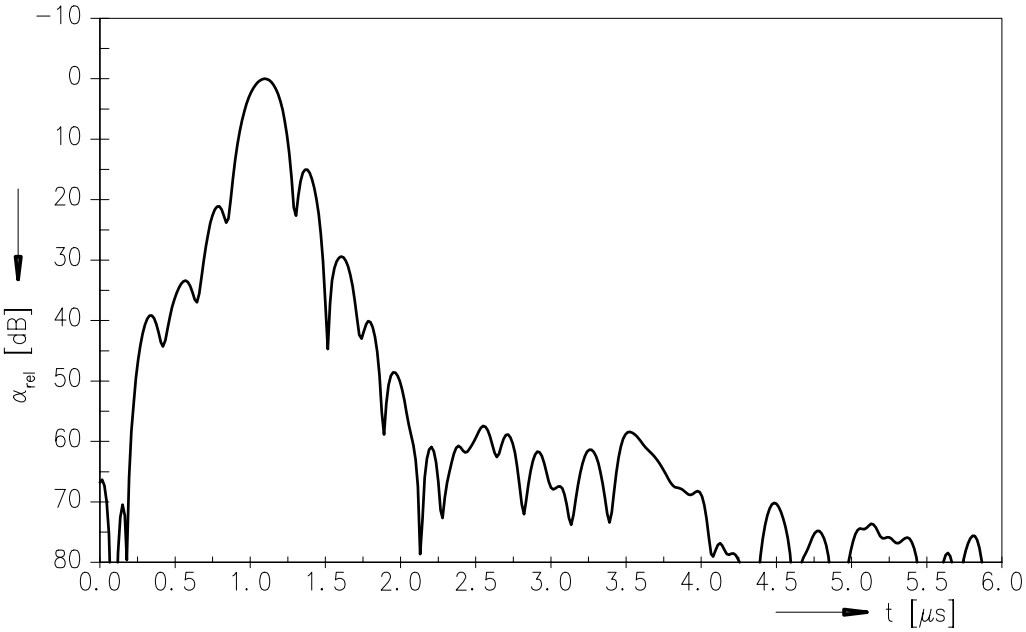

Published by EPCOS AG
Surface Acoustic Wave Components Division, SAW CE MM PD
P.O. Box 80 17 09, D-81617 München

© EPCOS AG 2001. All Rights Reserved.

As far as patents or other rights of third parties are concerned, liability is only assumed for components per se, not for applications, processes and circuits implemented within components or assemblies.

The information describes the type of component and shall not be considered as assured characteristics.
Terms of delivery and rights to change design reserved.

For questions on technology, prices and delivery please contact the sales offices of EPCOS AG or the international representatives.

Due to technical requirements components may contain dangerous substances. For information on the type in question please also contact one of our sales offices.