PCB & ELECTRONICS HARDWARE



Pages 0660 - 0671.indd 660 11/6/2013 4:15:41 PM

Adhesives Base Supports

680 - 682

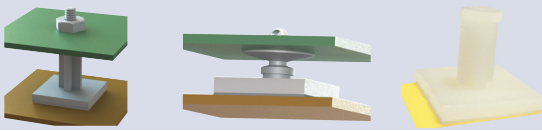

Electronics Fan Accessories

714 - 717



LED Hardware

724 - 727



Spacers, Standoffs & Insulators

687 - 692, 721 - 722



PCB Card Guides & Pullers

704 - 713

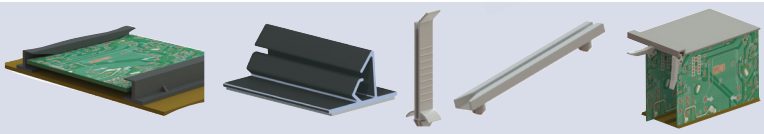

PCB Screw Mount Spacers & Supports

677 - 678, 694 - 703



PCB Spacers & Supports

662 - 686



Switches

718 - 720



Pages 0660 - 0671.indd 661 11/6/2013 4:16:17 PM

LOCKING CIRCUIT BOARD SUPPORTS

BHDF
Metric Double Blind Hole Mount Circuit Board Support

Richco



New

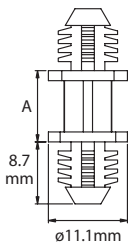

Top Hole:
Press-fit: 7.92mm
Panel Thickness:
6.4mm Min.

Bottom Hole:
Press-fit: 7.92mm
Panel Thickness:
6.4mm Min.

- Fir-tree mount is flexible and will lock into round, threaded, punched or drilled blind holes
- Material: UL94 V-2 Nylon 6/6
- Color: Natural

Item No.	"A" Standoff Height mm	Bulk Pack Qty.
BHDF-3M-01	3	1000
BHDF-4M-01	4	1000
BHDF-6M-01	6	1000
BHDF-8M-01	8	1000
BHDF-10M-01	10	1000
BHDF-12M-01	12	1000
BHDF-14M-01	14	1000
BHDF-16M-01	16	1000
BHDF-18M-01	18	1000
BHDF-20M-01	20	1000

DLCBSHD
Metric Dual Locking Circuit Board Support Heavy Duty

Richco



New

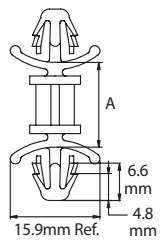

Top Hole:
Snap-lock: 6.3mm
Panel Thickness:
0.8 - 2.2mm

Bottom Hole:
Snap-lock: 6.3mm
Panel Thickness:
0.8 - 2.2mm

- Larger design provides a strong, sturdy mounting method for heavily loaded PCBs
- Easily installed by hand
- Material: Nylon 6/6
- Color: Natural

Item No.		"A" Standoff Height mm	Bulk Pack Qty.
Material: UL94 V-2	Material: UL94 V-0		
DLCBSHD-10M-01	DLCBSHD-10M-19	10	1000
DLCBSHD-20M-01	DLCBSHD-20M-19	20	1000
DLCBSHD-25M-01	DLCBSHD-25M-19	25	1000
DLCBSHD-30M-01	DLCBSHD-30M-19	30	1000
DLCBSHD-35M-01	DLCBSHD-35M-19	35	1000

DLCBS2
Dual Locking Circuit Board Support

Richco



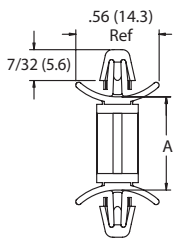

Top Hole:
Snap-lock: .187 (4.75)
Panel Thickness:
.031 - .078 (0.79 - 1.98)

Bottom Hole:
Snap-lock: .187 (4.75)
Panel Thickness:
.031 - .078 (0.79 - 1.98)

- Both ends lock by hand, no tools required
- Wings provide a tight fit to the boards and allow for various panel thicknesses
- Nylon 6/6
- Color: Natural

Item No.		"A" Standoff Height	Bulk Pack Qty.
Material: UL94 V-2	Material: UL94 V-0		
DLCBS2-3-01	DLCBS2-3-19	3/16 (4.8)	1000
DLCBS2-4-01	DLCBS2-4-19	1/4 (6.4)	1000
DLCBS2-6-01	DLCBS2-6-19	3/8 (9.5)	1000
DLCBS2-8-01	DLCBS2-8-19	1/2 (12.7)	1000
DLCBS2-9-01	DLCBS2-9-19	9/16 (14.3)	1000
DLCBS2-10-01	DLCBS2-10-19	5/8 (15.9)	1000
DLCBS2-12-01	DLCBS2-12-19	3/4 (19.1)	1000
DLCBS2-14-01	DLCBS2-14-19	7/8 (22.2)	1000

DLCBSRA3
Double Locking Support

Richco



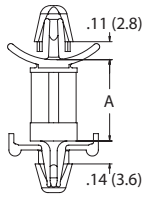

Top Hole:
Snap-lock:
.187 (4.8)
Panel Thickness:
.031 - .078 (0.8 - 2.0)

Bottom Hole:
Snap-lock: .187 (4.8)
Panel Thickness:
.031 - .078 (0.8 - 2.0)

Specifications:
- Material: Nylon 6/6
- Color: Natural
- Flame Class: UL94 V-2

Item No.	A		Bulk Pack Qty.
	In	mm	
DLCBSRA3-6-01	0.188	4.8	1000
DLCBSRA3-8-01	0.500	12.7	1000
DLCBSRA3-10-01	0.625	15.9	1000
DLCBSRA3-12-01	0.750	19.1	1000
DLCBSRA3-14-01	0.875	22.2	1000

SP2
Support Post

Richco



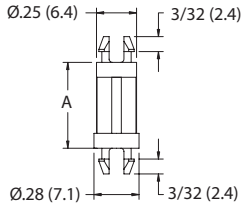

Snap-Lock:
.187 (4.8)
Panel Thickness:
.062 (1.6)

Snap-Lock:
.187 (4.8)
Panel Thickness:
.062 (1.6)

Specifications:
- Material: Nylon 6/6
- Color: Natural
- Flame Class: UL94 V-2

Item No.	A		Bulk Pack Qty.
	In	mm	
SP2-3-01	0.188	4.8	1000
SP2-4-01	0.250	6.4	1000
SP2-6-01	0.375	9.5	1000
SP2-8-01	0.500	12.7	1000
SP2-10-01	0.625	15.9	1000
SP2-12-01	0.750	19.1	1000
SP2-14-01	0.875	22.2	1000
SP2-16-01	1.000	25.4	1000

Pages 0660 - 0671.indd 662 11/6/2013 4:16:27 PM

CBSP
PCB Spring Spacer

Richco

New



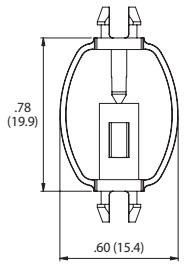

- When pin is inserted into spacer, part flexes and acts as a plastic spring
- One piece design reduces the need for hardware
- Provides continuous support to PCB
- Keeps light sensors on the PCB in constant contact with touch control cover
- Material: UL94 HB Acetal
- Color: Natural

Item No.	Bulk Pack Qty
CBSP-1	1000

CBSPM
Rubber Pull Mount Circuit Board Support

Richco



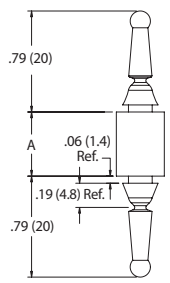

New

- Rubber spacer provides shock and vibration protection
- Pull mount ends are easily fed into panel holes and pulled into a locked position
- Once installed, the ends are easily cut off leaving low profile mounting ends
- Material: EPDM, 45 Shore A
- Color: Black

Item No.	"A" Standoff Height	Bulk Pack Qty.
CBSPM-4	.250 (6.35)	500
CBSPM-6	.375 (9.53)	500
CBSPM-8	.500 (12.7)	500
CBSPM-10	.625 (15.88)	500
CBSPM-12	.750 (19.05)	500

LCBS Series
Locking Support



Specifications:
- Material: Nylon 6/6
- Color: Natural
- Flame Class: UL94 V-2

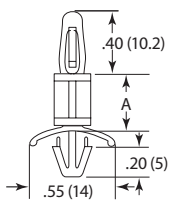

Item No.	A In	A mm	Bulk Pack Qty.
CBLS005A	0.138	3.5	1000
LCBS-3-01	0.187	4.8	1000
LCBS-6M-01	0.236	6.0	1000
LCBS-4-01	0.250	6.4	1000
LCBS-5-01	0.312	7.9	1000
LCBS-6-01	0.375	9.5	1000
LCBS-7-01	0.437	11.1	1000
LCBS-8-01	0.500	12.7	1000
LCBS-10-01	0.625	15.9	1000

Item No.	A In	A mm	Bulk Pack Qty.
LCBS-12-01	0.750	19.1	1000
LCBS-14-01	0.875	22.2	1000
CBLS060A	0.945	24.0	1000
LCBS-16-01	1.000	25.4	1000
LCBS-18-01	1.125	28.6	1000
CBLS075A	1.224	31.1	1000
LCBS-20-01	1.250	31.7	1000
LCBS-22-01	1.375	34.9	1000

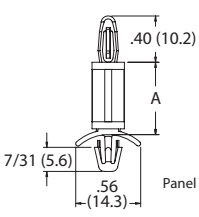

Richco

Item No. UL94 V-2	Item No. UL94 V-0	A In	A mm	Bulk Pack Qty.
LCBS-2-3-01	LCBS-2-3-19	0.188	4.8	1000
LCBS-2-4-01	LCBS-2-4-19	0.250	6.4	1000
LCBS-2-5-01	LCBS-2-5-19	0.313	7.9	1000
LCBS-2-6-01	LCBS-2-6-19	0.375	9.5	1000
LCBS-2-7-01	LCBS-2-7-19	0.438	11.1	1000
LCBS-2-8-01	LCBS-2-8-19	0.500	12.7	1000
LCBS2-10-01	LCBS2-10-19	0.625	15.9	1000

Item No. UL94 V-2	Item No. UL94 V-0	A In	A mm	Bulk Pack Qty.
LCBS2-12-01	LCBS2-12-19	0.750	19.1	1000
LCBS2-14-01	LCBS2-14-19	0.875	22.2	1000
LCBS2-16-01	LCBS2-16-19	1.000	25.4	1000
LCBS2-18-01	LCBS2-18-19	1.125	28.6	1000
LCBS2-20-01	LCBS2-20-19	1.250	31.8	1000
LCBS2-22-01	LCBS2-22-19	1.375	39.9	1000

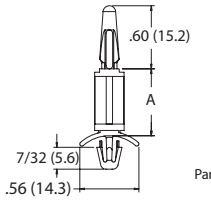

Richco

Item No.	A In	A mm	Bulk Pack Qty.
LNCBS-3-01	0.188	4.8	1000
LNCBS-4-01	0.250	6.4	1000
LNCBS-6-01	0.375	9.5	1000
LNCBS-8-01	0.500	12.7	1000

Item No.	A In	A mm	Bulk Pack Qty.
LNCBS-10-01	0.625	15.9	1000
LNCBS-12-01	0.750	19.1	1000
LNCBS-14-01	0.875	22.2	1000

Pages 0660 - 0671.indd 663 7/2013 4:16:32 PM

LOCKING CIRCUIT BOARD SUPPORTS

CBDLS Series
Double Locking Support



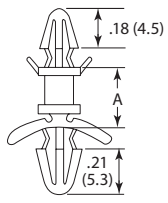

To Lock in Hole:
.156 (4.0)
Panel Thickness:
.062–.071 (1.6–1.8)

To Lock in Hole:
.187 (4.8)
Panel Thickness:
.031–.087 (0.8–2.2)

Specifications:
- Material: Nylon 6/6
- Color: Natural
- Flame Class: UL94 V-2

Item No.	A In	A mm	Bulk Pack Qty.
CBDLS305A	0.157	4.0	1000
CBDLS310A	0.197	5.0	1000
CBDLS315A	0.250	6.4	1000
CBDLS320A	0.276	7.0	1000
CBDLS325A	0.375	9.5	1000
CBDLS330A	0.394	10.0	1000
CBDLS335A	0.500	12.7	1000
CBDLS340A	0.625	15.9	1000
CBDLS345A	0.748	19.0	1000

Item No.	A In	A mm	Bulk Pack Qty.
CBDLS350A	0.787	20.0	500
CBDLS355A	0.866	22.0	500
CBDLS360A	1.000	25.4	500
CBDLS365A	1.125	28.6	500
CBDLS370A	1.181	30.0	500
CBDLS375A	1.378	35.0	500
CBDLS380A	1.496	38.0	500
CBDLS385A	1.772	45.0	500

LCBSA-6
Locking Circuit Board Support
High Temperature

Richco



New

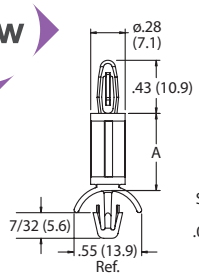

Top Hole:
Snap-lock: .156 (4)
Panel Thickness:
.093 (2.4)

Bottom Hole:
Snap-lock: .187 (4.75)
Panel Thickness:
.078 - .141 (1.98 - 3.58)

- Maximum temperature of 392°F (200°C)
- Extremely high strength
- Strong, dependable grip
- Color: Natural
- Material: Nylon 6/6

Item No. Material: UL94 V-2	Item No. Material: UL94	"A" Standoff Height	Bulk Pack Qty.
LCBSA-6-3-01	LCBSA-6-3-19	3/16 (4.8)	1000
LCBSA-6-4-01	LCBSA-6-4-19	1/4 (6.4)	1000
LCBSA-6-5-01	LCBSA-6-5-19	5/16 (7.9)	1000
LCBSA-6-6-01	LCBSA-6-6-19	3/8 (9.5)	1000
LCBSA-6-7-01	LCBSA-6-7-19	7/16 (11.1)	1000
LCBSA-6-8-01	LCBSA-6-8-19	1/2 (12.7)	1000
LCBSA-6-10-01	LCBSA-6-10-19	5/8 (15.9)	1000
LCBSA-6-12-01	LCBSA-6-12-19	3/4 (19.1)	1000
LCBSA-6-14-01	LCBSA-6-14-19	7/8 (22.2)	1000
LCBSA-6-16-01	LCBSA-6-16-19	1 (25.4)	1000
LCBSA-6-18-01	LCBSA-6-18-19	1-1/8 (28.6)	1000
LCBSA-6-20-01	LCBSA-6-20-19	1-1/4 (31.7)	1000
LCBSA-6-22-01	LCBSA-6-22-19	1-3/8 (34.9)	1000

DLCBS3/CBDLS
Double Locking Support



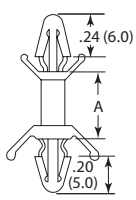

To Lock in Hole:
.156 (4.0)
Panel Thickness:
.047–.071 (1.2–1.8)

To Lock in Hole:
.187 (4.8)
Panel Thickness:
.031–.087 (0.8–2.2)

Specifications:
- Material: Nylon 6/6
- Color: Natural
- Flame Class: UL94V-2

Item No.	A In	A mm	Bulk Pack Qty.
DLCBS3-3-01	0.187	4.8	1000
DLCBS3-4-01	0.250	6.4	1000
CBDLS215A	0.312	7.9	1000
DLCBS3-6-01	0.375	9.5	1000
DLCBS3-8-01	0.500	12.7	1000

Item No.	A In	A mm	Bulk Pack Qty.
DLCBS3-10-01	0.625	15.9	1000
CBDLS235A	0.750	19.1	1000
DLCBS3-14-01	0.875	22.2	1000
CBDLS245A	1.000	25.4	1000
CBDLS250A	1.125	28.6	1000

LCBS-7



New

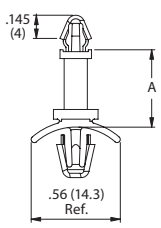

Top Hole:
Snap-lock: .156 (4)
Panel Thickness:
.062 (1.57)

Bottom Hole:
Snap-lock: .187 (4.75)
Panel Thickness:
.031 - .078 (0.79 - 1.98)

Richco

Specifications:
- Material: Nylon 6/6
- Color: Natural

Item No. Material: UL94 V-2	Item No. Material: UL94 V-0	"A" Standoff Height	Bulk Pack Qty.
LCBS-7-3-01	LCBS-7-3-19	3/16 (4.8)	1000
LCBS-7-4-01	LCBS-7-4-19	1/4 (6.4)	1000
LCBS-7-5-01	LCBS-7-5-19	5/16 (7.9)	1000
LCBS-7-6-01	LCBS-7-6-19	3/8 (9.5)	1000
LCBS-7-7-01	LCBS-7-7-19	7/16 (11.1)	1000
LCBS-7-8-01	LCBS-7-8-19	1/2 (12.7)	1000
LCBS-7-10-01	LCBS-7-10-19	5/8 (15.9)	1000
LCBS-7-12-01	LCBS-7-12-19	3/4 (19.1)	1000
LCBS-7-14-01	LCBS-7-14-19	7/8 (22.2)	1000
LCBS-7-16-01	LCBS-7-16-19	1 (25.4)	1000
LCBS-7-18-01	LCBS-7-18-19	1-1/8 (28.6)	1000
LCBS-7-20-01	LCBS-7-20-19	1-1/4 (31.8)	1000
LCBS-7-22-01	LCBS-7-22-19	1-3/8 (34.9)	1000

LCBS-8

Richco



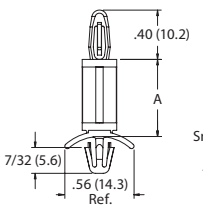

Top Hole:
Snap-lock: .156 (4)
Panel Thickness:
.062 (1.57)

Bottom Hole:
Snap-lock: .187 (4.75)
Panel Thickness:
.008 - .055 (0.2 - 1.4)

Specifications:
- Material: UL94 V-2 Nylon 6/6
- Color: Natural

Item No.	"A" Standoff Height	Bulk Pack Qty.
LCBS-8-3-01	3/16 (4.8)	1000
LCBS-8-4-01	1/4 (6.4)	1000
LCBS-8-5-01	5/16 (7.9)	1000
LCBS-8-6-01	3/8 (9.5)	1000
LCBS-8-7-01	7/16 (11.1)	1000
LCBS-8-8-01	1/2 (12.7)	1000
LCBS-8-10-01	5/8 (15.9)	1000

Item No.	"A" Standoff Height	Bulk Pack Qty.
LCBS-8-12-01	3/4 (19.1)	1000
LCBS-8-14-01	7/8 (22.2)	1000
LCBS-8-16-01	1 (25.4)	1000
LCBS-8-18-01	1-1/8 (28.6)	1000
LCBS-8-20-01	1-1/4 (31.7)	1000
LCBS-8-22-01	1-3/8 (34.9)	1000

Pages 0660 - 0671.indd 664 11/19/2013 4:39:03 PM

LOCKING CIRCUIT BOARD SUPPORTS

FLCBS
Flexible Locking Circuit Board Support

Richco



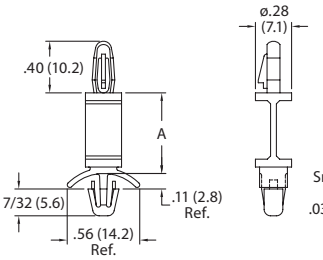

Top Hole:
Snap-lock: .156 (4)
Panel Thickness:
.062 (1.57)

Bottom Hole:
Snap-lock: .187 (4.75)
Panel Thickness:
.031 - .078 (0.79 - 1.98)

- Flexible spacer allows access to underside of board for maintenance and repair
- Material: UL94 V-2 Nylon 6/6
- Color: Natural

Item No.	"A" Standoff Height	Bulk Pack Qty.
FLCBS-6-01	3/8 (9.5)	1000
FLCBS-7-01	7/16 (11.1)	1000
FLCBS-8-01	1/2 (12.7)	1000
FLCBS-10-01	5/8 (15.9)	1000
FLCBS-12-01	3/4 (19.1)	1000
FLCBS-14-01	7/8 (22.2)	1000
FLCBS-16-01	1 (25.4)	1000
FLCBS-18-01	1-1/8 (28.6)	1000
FLCBS-20-01	1-1/4 (31.8)	1000
FLCBS-22-01	1-3/8 (34.9)	1000

DLCBS4
Dual Locking Circuit Board Support

Richco



New

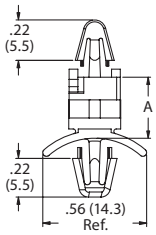

Top Hole:
Snap-lock: .156 (4)
Panel Thickness:
.050 - .078 (1.3 - 2)

Bottom Hole:
Snap-lock: .187 (4.75)
Panel Thickness:
.031 - .078 (0.8 - 2)

- Both ends lock by hand, no tools required
- Wings provide a tight fit to the boards and allow for various panel thicknesses
- Material: UL94 V-2, Nylon 6/6
- Color: Natural

Item No.	"A" Standoff Height	Bulk Pack Qty.
DLCBS4-3.5-01	.217 (5.5)	1000
DLCBS4-4-01	.240 (6.1)	1000
DLCBS4-5-01	.358 (9.1)	1000
DLCBS4-6-01	.488 (12.4)	1000
DLCBS4-8-01	.740 (18.8)	1000
DLCBS4-10-01	.862 (21.9)	1000

CBLSP Series
Locking Support Posts



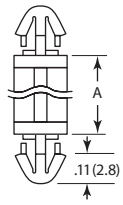

To Lock Hole:
.157 (4.0)
Panel Thickness:
.062 (1.6)

To Lock Hole:
.188 (4.8)
Panel Thickness:
.062 (1.6)

Specifications:
- Material: Nylon 6/6
- Color: Natural
- Flame Class: UL94 V-2

Features:
- Dual end locking feature will keep both panels secure once in place
- Eliminates screws, nuts and lock washers from mounting

Item No.	A In	A mm	Bulk Pack Qty.
CBLSP205A	0.118	3.0	1000
CBLSP210A	0.157	4.0	1000
CBLSP215A	0.236	6.0	1000
CBLSP220A	0.315	8.0	1000
CBLSP225A	0.394	10.0	1000

Item No.	A In	A mm	Bulk Pack Qty.
CBLSP230A	0.472	12.0	1000
CBLSP235A	0.551	14.0	1000
CBLSP240A	0.630	16.0	1000
CBLSP245A	0.709	18.0	1000

SP3 Series
Support Post

Richco



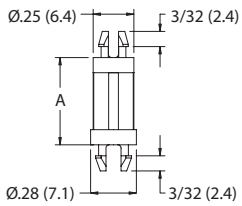

Snap-Lock:
.156 (4.0)
Panel Thickness:
.062 (1.6)

Snap-Lock:
.156 (4.0)
Panel Thickness:
.062 (1.6)

Specifications:
- Material: Nylon 6/6
- Color: Natural
- Flame Class: UL94 V-2

Item No.	A In	A mm	Bulk Pack Qty.
SP3-3-01	0.188	4.8	1000
SP3-4-01	0.250	6.4	1000
SP3-6-01	0.375	9.5	1000
SP3-8-01	0.500	12.7	1000

Item No.	A In	A mm	Bulk Pack Qty.
SP3-10-01	0.625	15.9	1000
SP3-12-01	0.750	19.1	1000
SP3-14-01	0.875	22.2	1000
SP3-16-01	1.000	25.4	1000

DLSP-3
Metric Dual Locking Support

Richco



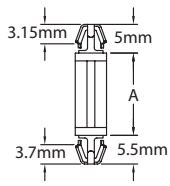

Top Hole:
Snap-lock: 4mm
Panel Thickness:
1.6mm

Bottom Hole:
Snap-lock: 4.8mm
Panel Thickness:
1.6mm

- Recess shoulder fits into PCB to provide greater stability
- Material: Nylon 6/6
- Color: Natural
- Flame Class: UL94 V-2

Item No.	"A" Standoff Height mm	Bulk Pack Qty.
DLSP-3-3M-01	3	1000
DLSP-3-4M-01	4	1000
DLSP-3-6M-01	6	1000
DLSP-3-8M-01	8	1000
DLSP-3-10M-01	10	1000

Item No.	"A" Standoff Height mm	Bulk Pack Qty.
DLSP-3-12M-01	12	1000
DLSP-3-14M-01	14	1000
DLSP-3-16M-01	16	1000
DLSP-3-18M-01	18	1000

Pages 0660 - 0671.indd 665 11/6/2013 4:16:48 PM

LOCKING CIRCUIT BOARD SUPPORTS

LCBSA-3
Locking Circuit Board Support



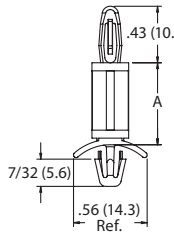

Top Hole:
Snap-lock: .156 (4)
Panel Thickness:
.093 (2.4)

Bottom Hole:
Snap-lock: .187 (4.75)
Panel Thickness:
.031 - .078 (0.79 - 1.98)

- Both ends lock by hand, no tools required
- Strong, dependable grip
- Material: UL94 V-2 Nylon 6/6
- Color: Natural

Item No.	"A" Standoff Height	Bulk Pack Qty.
LCBSA-3-3-01	3/16 (4.8)	1000
LCBSA-3-4-01	1/4 (6.4)	1000
LCBSA-3-5-01	5/16 (7.9)	1000
LCBSA-3-6-01	3/8 (9.5)	1000
LCBSA-3-7-01	7/16 (11.1)	1000
LCBSA-3-8-01	1/2 (12.7)	1000
LCBSA-3-10-01	5/8 (15.9)	1000

Item No.	"A" Standoff Height	Bulk Pack Qty.
LCBSA-3-12-01	3/4 (19.1)	1000
LCBSA-3-14-01	7/8 (22.2)	1000
LCBSA-3-16-01	1 (25.4)	1000
LCBSA-3-18-01	1-1/8 (28.6)	1000
LCBSA-3-20-01	1-1/4 (31.7)	1000
LCBSA-3-22-01	1-3/8 (34.9)	1000

LCBS-5
Locking Circuit Board Support



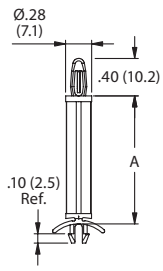

Top Hole:
Snap-lock: .156 (4)
Panel Thickness:
.062 (1.57)

Bottom Hole:
Snap-lock: .187 (4.75)
Panel Thickness:
.031 - .078 (0.79 - 1.98)

- Maximum temperature of 392°F (200°C)
- Extremely high strength
- Strong, dependable grip
- Material: UL94 V-2 Nylon 6/6
- Color: Natural

Item No.	"A" Standoff Height	Bulk Pack Qty.
LCBS-5-3-01	3/16 (4.8)	1000
LCBS-5-4-01	1/4 (6.4)	1000
LCBS-5-5-01	5/16 (7.9)	1000
LCBS-5-6-01	3/8 (9.5)	1000
LCBS-5-7-01	7/16 (11.1)	1000
LCBS-5-8-01	1/2 (12.7)	1000
LCBS-5-10-01	5/8 (15.9)	1000

Item No.	"A" Standoff Height	Bulk Pack Qty.
LCBS-5-12-01	3/4 (19.1)	1000
LCBS-5-14-01	7/8 (22.2)	1000
LCBS-5-16-01	1 (25.4)	1000
LCBS-5-18-01	1-1/8 (28.6)	1000
LCBS-5-20-01	1-1/4 (31.8)	1000
LCBS-5-22-01	1-3/8 (34.9)	1000

LCBS-HT
Locking Circuit Board Support
High Temperature



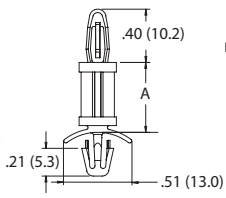

Top Hole:
Snap-lock: .156 (4.0)
Panel Thickness: .062 (1.57)

Bottom Hole:
Snap-lock: .187 (4.8)
Panel Thickness:
.031 - .078 (0.8 - 2.0)

Specifications:
- Material: PEI
- Color: Black
- Flame Class: UL94 V-0

Features:
- Temperature rating up to 392°F (200°C)

Item No.	A In	A mm	Bulk Pack Qty.
LCBS-3-HT	0.188	4.8	1000
LCBS-4-HT	0.250	6.4	1000
LCBS-5-HT	0.313	7.9	1000
LCBS-6-HT	0.375	9.5	1000
LCBS-7-HT	0.438	11.1	1000
LCBS-8-HT	0.500	12.7	1000
LCBS-10-HT	0.625	15.9	1000

Item No.	A In	A mm	Bulk Pack Qty.
LCBS-12-HT	0.750	19.1	1000
LCBS-14-HT	0.875	22.2	1000
LCBS-16-HT	1.000	25.4	1000
LCBS-18-HT	1.125	28.6	1000
LCBS-20-HT	1.250	31.8	1000
LCBS-22-HT	1.375	34.9	1000

CBLS Series
Locking Support



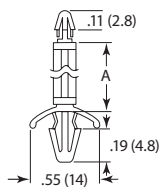

To Lock in Hole:
.137 (3.5)
Panel Thickness:
.047–.067 (1.2–1.7)

To Lock in Hole:
.187 (4.8)
Panel Thickness:
.031–.086 (0.8–2.2)

Specifications:
- Material: Nylon 6/6
- Color: Natural
- Flame Class: UL94 V-2

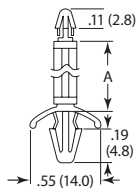

To Lock in Hole:
.118 (3.0)
Panel Thickness:
.047–.067 (1.2–1.7)

To Lock in Hole:
.187 (4.8)
Panel Thickness:
.031–.086 (0.8–2.2)

Item No.	A In	A mm	Bulk Pack Qty.
CBLS105A	0.125	3.2	1000
CBLS110A	0.197	5.0	1000
CBLS115A	0.248	6.3	1000
CBLS120A	0.315	8.0	1000
CBLS125A	0.394	10.0	1000

Item No.	A In	A mm	Bulk Pack Qty.
CBLS130A	0.472	12.0	1000
CBLS135A	0.551	14.0	1000
CBLS140A	0.630	16.0	1000
CBLS145A	0.709	18.0	1000
CBLS150A	0.984	25.0	1000

Item No.	A In	A mm	Bulk Pack Qty.
CBLS205A	0.125	3.2	1000
CBLS210A	0.187	4.8	1000
CBLS215A	0.248	6.3	1000
CBLS220A	0.315	8.0	1000
CBLS225A	0.394	10.0	1000

Item No.	A In	A mm	Bulk Pack Qty.
CBLS230A	0.472	12.0	1000
CBLS235A	0.551	14.0	1000
CBLS240A	0.630	16.0	1000
CBLS245A	0.709	18.0	1000
CBLS250A	0.984	25.0	1000

DLCBS Series
Double Locking Support



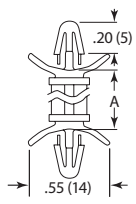

To Lock in Hole:
.156 (4.0)
Panel Thickness:
.031–.078 (0.8–2.0)

To Lock in Hole:
.156 (4.0)
Panel Thickness:
.031–.078 (0.8–2.0)

Specifications:
- Material: Nylon 6/6
- Color: Natural
- Flame Class: UL94 V-2

Item No.	A In	A mm	Bulk Pack Qty.
DLCBS-3-01	0.187	4.8	1000
DLCBS-4-01	0.250	6.4	1000
DLCBS-6-01	0.375	9.5	1000
DLCBS-8-01	0.500	12.7	1000

Item No.	A In	A mm	Bulk Pack Qty.
DLCBS-10-01	0.625	15.9	1000
DLCBS-12-01	0.750	19.1	1000
DLCBS-14-01	0.875	22.2	1000

Pages 0660 - 0671.indd 666 11/6/2013 4:16:59 PM

LOCKING CIRCUIT BOARD SUPPORTS

CBDLS Series
Double Locking Support



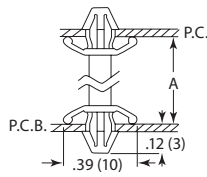

To Lock in Hole: .156 (4.0) Panel Thickness: .062 (1.6)

To Lock in Hole: .156 (4.0) Panel Thickness: .062 (1.6)

Specifications:
- Material: Nylon 6/6
- Color: Natural
- Flame Class: UL94 V-2

Item No.	A In	A mm	Bulk Pack Qty.
CBDLS105A	0.236	6.0	1000
CBDLS110A	0.315	8.0	1000
CBDLS115A	0.394	10.0	1000
CBDLS120A	0.472	12.0	1000
CBDLS125A	0.512	13.0	1000

Item No.	A In	A mm	Bulk Pack Qty.
CBDLS130A	0.551	14.0	1000
CBDLS135A	0.630	16.0	1000
CBDLS140A	0.661	16.8	1000
CBDLS145A	0.709	18.0	1000
CBDLS150A	0.787	20.0	1000

SP1
Support Post



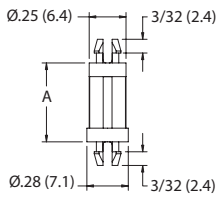

Snap-Lock: .156 (4.0) Panel Thickness: .062 (1.6)

Snap-Lock: .156 (4.0) Panel Thickness: .062 (1.6)

Specifications:
- Material: Nylon 6/ 6
- Color: Natural
- Flame Class: UL94 V-2

Item No.	A In	A mm	Bulk Pack Qty.
SP1-3-01	0.188	4.8	1000
SP1-4-01	0.250	6.4	1000
SP1-6-01	0.375	9.5	1000
SP1-8-01	0.500	12.7	1000

Item No.	A In	A mm	Bulk Pack Qty.
SP1-10-01	0.625	15.9	1000
SP1-12-01	0.750	19.1	1000
SP1-14-01	0.875	22.2	1000
SP1-16-01	1.000	25.4	1000

CBLSP/DLSP-1
Locking Support Posts



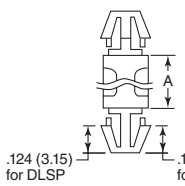

To Lock Hole: .157 (4.0) Panel Thickness: .047–.067 (1.2–1.7)

To Lock Hole: .157 (4.0) Panel Thickness: .047–.067 (1.2–1.7)

Specifications:
- Material: Nylon 6/6
- Color: Natural
- Flame Class: UL94 V-2

Features:
- Dual end locking feature will keep both panels secure once in place
- Eliminates screws, nuts and lock washers from mounting

Item No.	A In	A mm	Bulk Pack Qty.
DLSP-1-3M-01	0.118	3.0	1000
CBLSP010A	0.138	3.5	2000
DLSP-1-4M-01	0.157	4.0	1000
CBLSP020A	0.197	5.0	2000
DLSP-1-6M-01	0.236	6.0	1000
CBLSP030A	0.250	6.4	1000
DLSP-1-8M-01	0.315	8.0	1000
DLSP-1-10M-01	0.394	10.0	1000
CBLSP045A	0.413	10.5	1000
CBLSP050A	0.453	11.5	1000
DLSP-1-12M-01	0.472	12.0	1000
CBLSP060A	0.500	12.7	1000
DLSP-1-14M-01	0.551	14.0	1000
DLSP-1-16M-01	0.625	15.9	1000

Item No.	A In	A mm	Bulk Pack Qty.
DLSP-1-18M-01	0.709	18.0	1000
CBLSP080A	0.748	19.0	1000
CBLSP085A	0.787	20.0	1000
CBLSP090A	0.984	25.0	1000
CBLSP095A	1.063	27.0	1000
CBLSP100A	1.181	30.0	1000
CBLSP105A	1.339	34.0	1000
CBLSP110A	2.717	69.0	500
CBLSP115A	2.803	71.2	500
CBLSP120A	2.835	72.0	500
CBLSP125A	2.921	74.2	500
CBLSP130A	3.150	80.0	500
DLSP-1-25M-01	0.984	25.0	1000
DLSP-1-30M-01	1.181	30.0	1000

MSPS
Mini Support Post



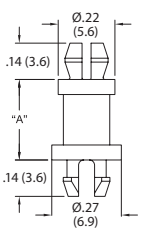

Top Hole: Snap-fit: .156 (4) Panel Thickness: .062 (1.57)

Bottom Hole: Snap-lock: .156 (4) Panel Thickness: .062 (1.57)

- Board mount head is releasable
- Chassis mount head locks permanently
- Shoulder added for locating purposes to facilitate automated assembly
- Material: UL94 V-2, Nylon 6/6
- Color: Natural

Item No.	"A"	Bulk Pack Qty.
MSPS-3-01	3/16 (4.8)	1000
MSPS-4-01	1/4 (6.4)	1000
MSPS-5-01	5/16 (7.9)	1000
MSPS-6-01	3/8 (9.5)	1000
MSPS-7-01	7/16 (11.1)	1000
MSPS-8-01	1/2 (12.7)	1000
MSPS-10-01	5/8 (15.9)	1000
MSPS-11-01	11/16 (17.5)	1000
MSPS-12-01	3/4 (19.1)	1000
MSPS-14-01	7/8 (22.2)	1000

DLCBS7
Dual Locking Circuit Board Support

New



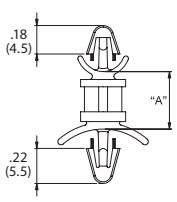

Top Hole: Snap-lock: .156 (4) Panel Thickness: .062 (1.6)

Bottom Hole: Snap-lock: .156 (4) Panel Thickness: .062 (1.6)

- Both ends lock by hand, no tools required
- "Wings" provide a tight fit to the boards and allow for various panel thicknesses
- Material: UL94 V-2, Nylon 6/6
- Color: Natural

Item No.	"A" Standoff Height	Bulk Pack Qty.
DLCBS7-3-01	3/16 (4.8)	1000
DLCBS7-4-01	1/4 (6.4)	1000
DLCBS7-5-01	5/16 (7.9)	1000
DLCBS7-6-01	3/8 (9.5)	1000
DLCBS7-7-01	7/16 (11.1)	1000

Item No.	"A" Standoff Height	Bulk Pack Qty.
DLCBS7-8-01	1/2 (12.7)	1000
DLCBS7-9-01	9/16 (14.3)	1000
DLCBS7-10-01	5/8 (15.9)	1000
DLCBS7-12-01	3/4 (19.1)	1000

BHDL
Blind Hole Dual Locking Circuit Board Support

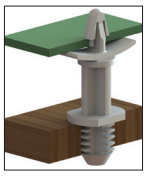

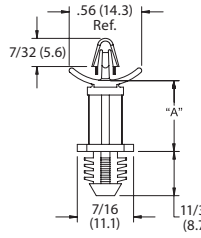

Top Hole: Snap-lock: .156 (4) Panel Thickness: .031 - .078 (0.79 - 1.98)

Bottom Hole: Press-fit: .312 (7.92) Panel Thickness: 1/4 (6.4) Min.

- Fir-tree mount is flexible and will lock into round, threaded, punched or drilled blind holes
- Material: UL94 V-2, Nylon 6/6
- Color: Natural

Item No.	"A" Standoff Height mm	Bulk Pack Qty.
BHDL-4-01	1/4 (6.4)	1000
BHDL-6-01	3/8 (9.5)	1000
BHDL-8-01	1/2 (12.7)	1000

Item No.	"A" Standoff Height mm	Bulk Pack Qty.
BHDL-10-01	5/8 (15.9)	1000
BHDL-12-01	3/4 (19.1)	1000
BHDL-14-01	7/8 (22.2)	1000

Pages 0660 - 0671.indd 667 11/6/2013 4:17:09 PM

LOCKING CIRCUIT BOARD SUPPORTS

BHL
Blind Hole Locking Support



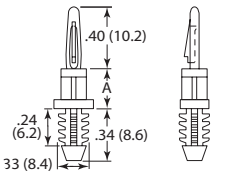

To Lock Hole: .156 (4.0) Panel Thickness: .047 - .067 (1.2 - 1.7)

Press Fit: .312 (7.9) Panel Thickness: .25 (6.4)

Specifications:
- Material: Nylon 6/6
- Color: Natural
- Flame Class: UL94 V-2

Item No.	A In	A mm	Bulk Pack Qty.
BHL-3-01	0.187	4.8	1000
BHL-4-01	0.250	6.4	1000
BHL-6-01	0.375	9.5	1000
BHL-7-01	0.437	11.1	1000
BHL-8-01	0.500	12.7	1000

Item No.	A In	A mm	Bulk Pack Qty.
BHL-10-01	0.625	15.9	1000
BHL-12-01	0.750	19.1	1000
BHL-14-01	0.875	22.2	1000
CBBHS045A	1.000	25.4	1000

DLMSP
Mini Support Post



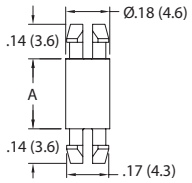

Snap-Lock .152 (3.9) Panel Thickness: .062 (1.6)

Snap-Lock: .152 (3.9) Panel Thickness: .062 (1.6)

Specifications:
- Material: Nylon 6/6
- Color: Natural
- Flame Class: UL94 V-2

Item No.	A In	A mm	Bulk Pack Qty.
DLMSP-2-01	0.125	3.2	1000
DLMSP-3-01	0.188	4.8	1000
DLMSP-4-01	0.250	6.4	1000
DLMSP-5-01	0.313	7.9	1000
DLMSP-6-01	0.375	9.5	1000
DLMSP-7-01	0.438	11.1	1000
DLMSP-8-01	0.500	12.7	1000
DLMSP-9-01	0.563	14.3	1000

Item No.	A In	A mm	Bulk Pack Qty.
DLMSP-10-01	0.625	15.9	1000
DLMSP-12-01	0.750	19.1	1000
DLMSP-14-01	0.875	22.2	1000
DLMSP-16-01	1.000	25.4	1000
DLMSP-18-01	1.125	28.6	1000
DLMSP-20-01	1.250	31.8	1000
DLMSP-22-01	1.375	34.9	1000
DLMSP-24-01	1.500	38.1	1000

CBLSP
Locking Support Posts



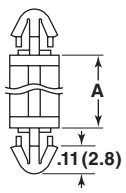

To Lock Hole: .137 (3.5) Panel Thickness: .047–.067 (1.2–1.7)

To Lock Hole: .137 (3.5) Panel Thickness: .047–.067 (1.2–1.7)

Specifications:
- Material: Nylon 6/6
- Color: Natural
- Flame Class: UL94 V-2

Features:
- Dual end locking feature will keep both panels secure once in place
- Eliminates screws, nuts and lock washers from mounting

Item No.	A In	A mm	Bulk Pack Qty.
CBLSP305A	0.098	2.5	2000
CBLSP310A	0.118	3.0	2000
CBLSP315A	0.138	3.5	2000
CBLSP320A	0.157	4.0	2000
CBLSP325A	0.177	4.5	2000
CBLSP330A	0.197	5.0	2000
CBLSP335A	0.217	5.5	1000
CBLSP340A	0.236	6.0	1000

Item No.	A In	A mm	Bulk Pack Qty.
CBLSP345A	0.250	6.4	1000
CBLSP350A	0.276	7.0	1000
CBLSP355A	0.315	8.0	1000
CBLSP360A	0.354	9.0	1000
CBLSP365A	0.394	10.0	1000
CBLSP370A	0.433	11.0	1000
CBLSP375A	0.472	12.0	1000
CBLSP380A	0.591	15.0	1000

CBDLS Series
Double Locking Support



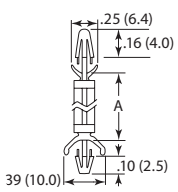

To Lock in Hole: .137 (3.5) Panel Thickness: .031–.078 (0.8–2.0)

To Lock in Hole: .137 (3.5) Panel Thickness: .031–.078 (0.8–2.0)

Specifications:
- Material: Nylon 6/6
- Color: Natural
- Flame Class: UL94 V-2

Item No.	A In	A mm	Bulk Pack Qty.
CBDLS605A	0.125	3.2	2000
CBDLS610A	0.157	4.0	2000
CBDLS615A	0.187	4.8	1000
CBDLS620A	0.250	6.4	1000
CBDLS625A	0.276	7.0	1000
CBDLS630A	0.315	8.0	1000
CBDLS635A	0.378	9.6	1000

Item No.	A In	A mm	Bulk Pack Qty.
CBDLS640A	0.441	11.2	1000
CBDLS645A	0.500	12.7	1000
CBDLS650A	0.551	14.0	1000
CBDLS655A	0.630	16.0	1000
CBDLS660A	0.709	18.0	1000
CBDLS665A	0.750	19.1	1000

DLCBS5
Dual Locking Circuit Board Support



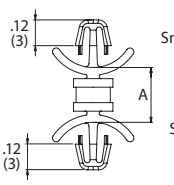

Top Hole: Snap-lock: .137 (3.5) Panel Thickness: .031 - .078 (0.8 - 2)

Bottom Hole: Snap-lock: .137 (3.5) Panel Thickness: .031 - .078 (0.8 - 2)

- Both ends lock by hand, no tools required
- Wings provide a tight fit to the boards and allow for various panel thicknesses Material: UL94 V-2, Nylon 6/6
- Color: Natural

Item No.	"A" Standoff Height mm	Bulk Pack Qty.
DLCBS5-3-01	3/16 (4.8)	1000
DLCBS5-4-01	1/4 (6.4)	1000
DLCBS5-5-01	5/16 (7.9)	1000
DLCBS5-6-01	3/8 (9.5)	1000

Item No.	"A" Standoff Height mm	Bulk Pack Qty.
DLCBS5-7-01	7/16 (11.1)	1000
DLCBS5-8-01	1/2 (12.7)	1000
DLCBS5-9-01	9/16 (14.3)	1000

DLCBS6
Dual Locking Circuit Board Support



New

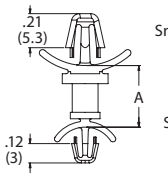

Top Hole: Snap-lock: .137 (3.5) Panel Thickness: .031 - .078 (0.8 - 2)

Bottom Hole: Snap-lock: .137 (3.5) Panel Thickness: .031 - .078 (0.8 - 2)

- Both ends lock by hand, no tools required
- "Wings" provide a tight fit to the boards and allow for various panel thicknesses
- Material: UL94 V-2 Nylon 6/6
- Color: Natural

Item No.	"A" Standoff Height	Bulk Pack Qty.
DLCBS6-3-01	3/16 (4.8)	1000
DLCBS6-4-01	1/4 (6.4)	1000
DLCBS6-5-01	5/16 (7.9)	1000
DLCBS6-6-01	3/8 (9.5)	1000

Item No.	"A" Standoff Height	Bulk Pack Qty.
DLCBS6-7-01	7/16 (11.1)	1000
DLCBS6-8-01	1/2 (12.7)	1000
DLCBS6-9-01	9/16 (14.3)	1000
DLCBS6-10-01	5/8 (15.9)	1000

Pages 0660 - 0671.indd 668 11/6/2013 4:17:22 PM

LOCKING CIRCUIT BOARD SUPPORTS

MDLSP2
Metric Mini Dual Locking Support Post



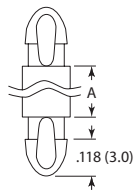

To Lock Hole: .137 (3.5) Panel Thickness: .062 (1.6)

To Lock Hole: .137 (3.5) Panel Thickness: .062 (1.6)

Specifications:
- Material: Nylon 6/6
- Color: Natural
- Flame Class: UL94 V-2

Item No.	A In	A mm	Bulk Pack Qty.
MDLSP2-02M-01	0.078	2.0	1000
MDLSP2-03M-01	0.118	3.0	1000
MDLSP2-04M-01	0.156	4.0	1000
MDLSP2-05M-01	0.197	5.0	1000
MDLSP2-06M-01	0.236	6.0	1000
MDLSP2-07M-01	0.276	7.0	1000
MDLSP2-08M-01	0.314	8.0	1000

Item No.	A In	A mm	Bulk Pack Qty.
MDLSP2-10M-01	0.394	10.0	1000
MDLSP2-12M-01	0.472	12.0	1000
MDLSP2-14M-01	0.551	14.0	1000
MDLSP2-16M-01	0.630	16.0	1000
MDLSP2-18M-01	0.709	18.0	1000
MDLSP2-20M-01	0.787	20.0	1000
MDLSP2-22M-01	0.866	22.0	1000

LCBSM
Locking Support - Mini



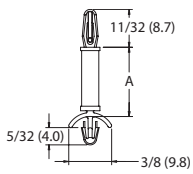

Top Hole: Snap-Lock: .125 Panel Thickness: .062 (1.57)

Bottom Hole: Snap-Lock: .125 Panel Thickness: .031 - .078 (0.8 - 2.0)

Specifications:
- Material: Nylon 6/6
- Color: Natural
- Flame Class: UL94 V-2

Item No.	A In	A mm	Bulk Pack Qty.
LCBSM-2-01	0.125	3.2	1000
LCBSM-3-01	0.188	4.8	1000
LCBSM-4-01	0.250	6.4	1000
LCBSM-5-01	0.313	7.9	1000
LCBSM-6-01	0.375	9.5	1000

Item No.	A In	A mm	Bulk Pack Qty.
LCBSM-7-01	0.438	11.1	1000
LCBSM-8-01	0.500	12.7	1000
LCBSM-9-01	0.563	14.3	1000
LCBSM-10-01	0.625	15.9	1000

LMSP
Locking Support

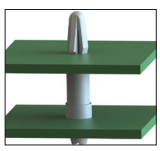

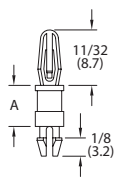

Top Hole: Snap-lock: .125 (3.2) Panel Thickness: .062 (1.57)

Bottom Hole: Snap-lock: .125 (3.2) Panel Thickness: .062 (1.6)

- Both ends lock by hand, no tools required
- Strong, dependable grip

Specifications:
- Material: Nylon 6/6
- Color: Natural
- Flame Class: UL94 V-2

Item No.	A In	A mm	Bulk Pack Qty.
LMSP-2-01	0.125	3.2	1000
LMSP-3-01	0.188	4.8	1000
LMSP-4-01	0.250	6.4	1000
LMSP-5-01	0.313	7.9	1000
LMSP-6-01	0.375	9.5	1000
LMSP-7-01	0.438	11.1	1000

Item No.	A In	A mm	Bulk Pack Qty.
LMSP-8-01	0.500	12.7	1000
LMSP-9-01	0.563	14.3	1000
LMSP-10-01	0.625	15.9	1000
LMSP-12-01	0.750	19.1	1000
LMSP-14-01	0.875	22.2	1000

DLCBSM
Double Locking Support



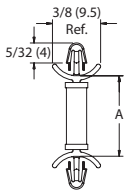

Top Hole: Snap-Lock: .125 Panel Thickness: .031 - .078 (0.8 - 2.0)

Bottom Hole: Snap-Lock: .125 Panel Thickness: .031 - .078 (0.8 - 2.0)

Specifications:
- Material: Nylon 6/6
- Color: Natural
- Flame Class: UL94 V-2

Item No.	A In	A mm	Bulk Pack Qty.
DLCBSM-3-01	0.188	4.8	1000
DLCBSM-4-01	0.250	6.4	1000
DLCBSM-5-01	0.313	7.9	1000
DLCBSM-6-01	0.375	9.5	1000

Item No.	A In	A mm	Bulk Pack Qty.
DLCBSM-7-01	0.438	11.1	1000
DLCBSM-8-01	0.500	12.7	1000
DLCBSM-9-01	0.563	14.3	1000
DLCBSM-10-01	0.625	15.9	1000

DLMSPM
Stud Fitting Support



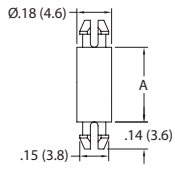

Snap-Lock: .125 (3.2) Panel Thickness: .062 (1.6)

Snap-Lock: .125 (3.2) Panel Thickness: .062 (1.6)

Specifications:
- Material: Nylon 6/6
- Color: Natural
- Flame Class: UL94 V-2

Item No.	A In	A mm	Bulk Pack Qty.
DLMSPM-2-01	0.125	3.2	1000
DLMSPM-3-01	0.188	4.8	1000
DLMSPM-4-01	0.250	6.4	1000
DLMSPM-5-01	0.313	7.9	1000
DLMSPM-6-01	0.375	9.5	1000
DLMSPM-7-01	0.438	11.1	1000
DLMSPM-8-01	0.500	12.7	1000
DLMSPM-9-01	0.563	14.3	1000
DLMSPM-10-01	0.625	15.9	1000

Item No.	A In	A mm	Bulk Pack Qty.
DLMSPM-12-01	0.750	19.1	1000
DLMSPM-13-01	0.813	20.6	1000
DLMSPM-14-01	0.875	22.2	1000
DLMSPM-16-01	1.000	25.4	1000
DLMSPM-18-01	1.125	28.6	1000
DLMSPM-20-01	1.250	31.8	1000
DLMSPM-22-01	1.375	34.9	1000
DLMSPM-24-01	1.500	38.1	1000

CLCBST
Cupped Locking Circuit Board Support



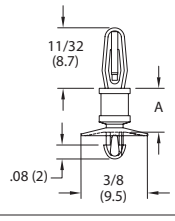

Top Hole: Snap-lock: .125 (3.18) Panel Thickness: .062 (1.57)

Bottom Hole: Snap-lock: .100 (2.54) Panel Thickness: .062 (1.57)

- Material: UL94 V-2
- Nylon 6/6
- Color: Natural

- Cupped base covers hole completely
- Low profile

Item No.	"A" Standoff Height	Bulk Pack Qty.
CLCBST-2-01	1/8 (3.2)	1,000
CLCBST-3-01	3/16 (4.8)	1,000
CLCBST-4-01	1/4 (6.4)	1,000
CLCBST-5-01	5/16 (7.9)	1,000
CLCBST-6-01	3/8 (9.5)	1,000

Item No.	"A" Standoff Height	Bulk Pack Qty.
CLCBST-7-01	7/16 (11.1)	1,000
CLCBST-8-01	1/2 (12.7)	1,000
CLCBST-9-01	9/16 (14.3)	1,000
CLCBST-10-01	5/8 (15.9)	1,000

Pages 0660 - 0671.indd 669 11/6/2013 4:17:30 PM

LOCKING CIRCUIT BOARD SUPPORTS

LCBST
Locking Support



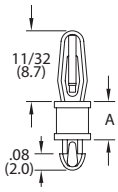

Top Hole:
Snap-lock: .125 (4.0)
Panel Thickness: .062 (1.57)

Bottom Hole:
Snap-lock: .100 (2.5)
Panel Thickness: .064 (1.63) Max

Specifications:
- Material: Nylon 6/6
- Color: Natural
- Flame Class: UL94 V-2

Item No.	A In	A mm	Bulk Pack Qty.
LCBST-2-01	0.125	3.2	1000
LCBST-3-01	0.188	4.8	1000
LCBST-4-01	0.250	6.4	1000
LCBST-5-01	0.313	7.9	1000
LCBST-6-01	0.375	9.5	1000

Item No.	A In	A mm	Bulk Pack Qty.
LCBST-7-01	0.438	11.1	1000
LCBST-8-01	0.500	12.7	1000
LCBST-9-01	0.563	14.3	1000
LCBST-10-01	0.625	15.9	1000

DLCBSAT
Dual Locking Circuit Board Support, Arrowhead



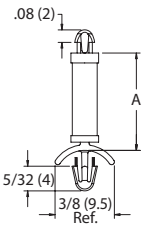

Top Hole:
Snap-lock: .100 (2.54)
Panel Thickness:
.064 (1.63) Max.

Bottom Hole:
Snap-lock: .125 (3.18)
Panel Thickness:
.031-.078 (0.79-1.98)

- Material: UL94 V-2 Nylon 6/6
- Color: Natural
- Teardrop style nose eases insertion and increases holding power
- Low profile on top hole

Item No.	"A" Standoff Height	Bulk Pack Qty.
DLCBSAT-2-01	1/8 (3.2)	1000
DLCBSAT-3-01	3/16 (4.8)	1000
DLCBSAT-4-01	1/4 (6.4)	1000
DLCBSAT-5-01	5/16 (7.9)	1000
DLCBSAT-6-01	3/8 (9.5)	1000

Item No.	"A" Standoff Height	Bulk Pack Qty.
DLCBSAT-7-01	7/16 (11.1)	1000
DLCBSAT-8-01	1/2 (12.7)	1000
DLCBSAT-9-01	9/16 (14.3)	1000
DLCBSAT-10-01	5/8 (15.9)	1000

DLCBST
Dual Locking Circuit Board Support, Teardrop



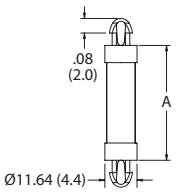

Snap-Lock:
.100 (2.5)
Panel Thickness:
.064 (1.6) Max

Snap-Lock:
.100 (4.0)
Panel Thickness:
.064 (1.6) Max

Specifications:
- Material: Nylon 6/6
- Color: Natural
- Flame Class: UL94 V-2

Item No.	A In	A mm	Bulk Pack Qty.
DLCBST-1-01	0.063	1.6	1000
DLCBST-2-01	0.125	3.2	1000
DLCBST-3-01	0.188	4.8	1000
DLCBST-4-01	0.250	6.4	1000
DLCBST-5-01	0.313	7.9	1000

Item No.	A In	A mm	Bulk Pack Qty.
DLCBST-6-01	0.375	9.5	1000
DLCBST-7-01	0.438	11.1	1000
DLCBST-8-01	0.500	12.7	1000
DLCBST-9-01	0.563	14.3	1000
DLCBST-10-01	0.625	15.9	1000

CDLCBST
Cupped Dual Locking Circuit Board Support



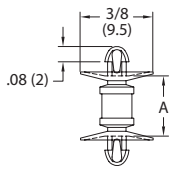

Top Hole:
Snap-lock: .100 (2.54)
Panel Thickness:
.062 (1.57)

Bottom Hole:
Snap-lock: .100 (2.54)
Panel Thickness:
.062 (1.57)

- Teardrop style nose eases insertion and increases holding power
- Cupped base completely covers the hole
- Material: UL94 V-2 Nylon 6/6
- Color: Natural

Item No.	"A" Standoff Height	Bulk Pack Qty.
CDLCBST-3-01	3/16 (4.8)	1000
CDLCBST-4-01	1/4 (6.4)	1000
CDLCBST-5-01	5/16 (7.9)	1000
CDLCBST-6-01	3/8 (9.5)	1000
CDLCBST-7-01	7/16 (11.1)	1000
CDLCBST-8-01	1/2 (12.7)	1000
CDLCBST-9-01	9/16 (14.3)	1000
CDLCBST-10-01	5/8 (15.9)	1000

CBLS Series
Locking Support



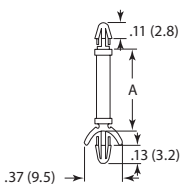

To Lock in Hole:
.118 (3.0)
Panel Thickness:
.047–.067 (1.2–1.7)

To Lock in Hole:
.118 (3.0)
Panel Thickness:
.031–.078 (0.8–2.0)

Specifications:
- Material: Nylon 6/6
- Color: Natural
- Flame Class: UL94 V-2

Item No.	A In	A mm	Bulk Pack Qty.
CBLS305A	0.125	3.2	1000
CBLS310A	0.187	4.8	1000
CBLS315A	0.250	6.4	1000
CBLS320A	0.312	7.9	1000
CBLS325A	0.375	9.5	1000

Item No.	A In	A mm	Bulk Pack Qty.
CBLS330A	0.437	11.1	1000
CBLS335A	0.500	12.7	1000
CBLS340A	0.562	14.3	1000
CBLS345A	0.625	15.9	1000
CBLS350A	0.748	19.0	1000

CBDLS Series
Double Locking Support



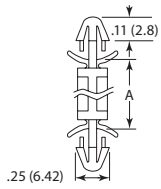

To Lock in Hole:
.118 (3.0)
Panel Thickness:
.047–.078 (1.2–2.0)

To Lock in Hole:
.118 (3.0)
Panel Thickness:
.047–.078 (1.2–2.0)

Specifications:
- Material: Nylon 6/6
- Color: Natural
- Flame Class: UL94 V-2

Item No.	A In	A mm	Bulk Pack Qty.
CBDLS505A	0.125	3.2	1000
CBDLS510A	0.197	5.0	1000
CBDLS515A	0.250	6.4	1000
CBDLS520A	0.276	7.0	1000
CBDLS525A	0.315	8.0	1000
CBDLS530A	0.375	9.5	1000
CBDLS535A	0.441	11.2	1000

Item No.	A In	A mm	Bulk Pack Qty.
CBDLS540A	0.472	12.0	1000
CBDLS545A	0.591	15.0	1000
CBDLS550A	0.630	16.0	1000
CBDLS555A	0.669	17.0	1000
CBDLS560A	0.787	20.0	1000
CBDLS565A	0.866	22.0	1000
CBDLS570A	1.000	25.4	1000

Pages 0660 - 0671.indd 670 11/6/2013 4:17:41 PM

LOCKING & NON-LOCKING CIRCUIT BOARD SUPPORTS

CBLS Series
Locking Support



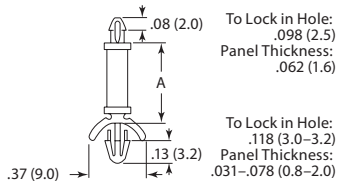

To Lock in Hole: .098 (2.5) Panel Thickness: .062 (1.6)

To Lock in Hole: .118 (3.0–3.2) Panel Thickness: .031–.078 (0.8–2.0)

Item No.	A In	A mm	Bulk Pack Qty.
CBLS405A	0.125	3.2	1000
CBLS410A	0.187	4.8	1000
CBLS415A	0.250	6.4	1000
CBLS420A	0.312	7.9	1000
CBLS425A	0.375	9.5	1000

Item No.	A In	A mm	Bulk Pack Qty.
CBLS430A	0.437	11.1	1000
CBLS435A	0.500	12.7	1000
CBLS440A	0.562	14.3	1000
CBLS445A	0.625	15.9	1000

Specifications:
- Material: Nylon 6/6
- Color: Natural
- Flame Class: UL94 V-2

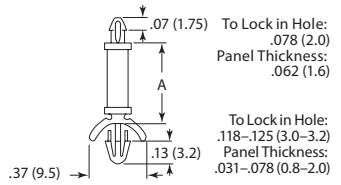

To Lock in Hole: .078 (2.0) Panel Thickness: .062 (1.6)

To Lock in Hole: .118–.125 (3.0–3.2) Panel Thickness: .031–.078 (0.8–2.0)

Item No.	A In	A mm	Bulk Pack Qty.
CBLS505A	0.125	3.2	1000
CBLS510A	0.187	4.8	1000
CBLS515A	0.250	6.4	1000
CBLS520A	0.312	7.9	1000
CBLS525A	0.375	9.5	1000

Item No.	A In	A mm	Bulk Pack Qty.
CBLS530A	0.437	11.1	1000
CBLS535A	0.500	12.7	1000
CBLS540A	0.562	14.3	1000
CBLS545A	0.625	15.9	1000

MDLSP Series
Dual Locking Mini Support Post

Richco



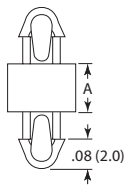

To Lock Hole: .098 (2.5) Panel Thickness: .062 (1.6)

To Lock Hole: .098 (2.5) Panel Thickness: .062 (1.6)

Item No.	A In	A mm	Bulk Pack Qty.
MDLSP1-02M-01	0.078	2.0	1000
MDLSP1-03M-01	0.118	3.0	1000
MDLSP1-04M-01	0.156	4.0	1000
MDLSP1-05M-01	0.197	5.0	1000
MDLSP1-06M-01	0.236	6.0	1000
MDLSP1-07M-01	0.276	7.0	1000
MDLSP1-08M-01	0.314	8.0	1000
CBMLSP040A	0.334	8.5	2000

Item No.	A In	A mm	Bulk Pack Qty.
MDLSP1-09M-01	0.354	9.0	1000
MDLSP1-10M-01	0.394	10.0	1000
MDLSP1-12M-01	0.472	12.0	1000
MDLSP1-14M-01	0.551	14.0	1000
MDLSP1-16M-01	0.630	16.0	1000
MDLSP1-18M-01	0.709	18.0	1000
MDLSP1-20M-01	0.787	20.0	1000
MDLSP1-22M-01	0.866	22.0	1000

Specifications:
- Low Profile
- Material: Nylon 6/6
- Color: Natural
- Flame Class: UL94 V-2

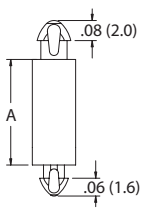

Snap-Lock: .098 (2.5) Panel Thickness: .063 (1.6)

Snap-Lock: .080 (2.0) Panel Thickness: .040 (1.0)

Richco

Item No.	A In	A mm	Bulk Pack Qty.
MDLSP3-1-01	0.063	1.6	1000
MDLSP3-2-01	0.125	3.2	1000
MDLSP3-3-01	0.188	4.8	1000

Item No.	A In	A mm	Bulk Pack Qty.
MDLSP3-4-01	0.250	6.4	1000
MDLSP3-5-01	0.313	7.9	1000
MDLSP3-6-01	0.375	9.5	1000

LCBS-4
Non-Locking Circuit Board Support

Richco



New

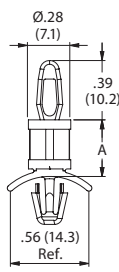

Top Hole: Snap-fit: .156 (4) Panel Thickness: .062 (1.52)

Bottom Hole: Snap-lock: .187 (4.75) Panel Thickness: .031 - .078 (0.79 - 1.98)

- PC board is removable
- Material: Nylon 6/6
- Color: Natural

Item No. Material: UL94 V-2	Item No. Material: UL94 V-0	"A" Standoff Height	Bulk Pack Qty.
LCBS-4-3-01	LCBS-4-3-19	3/16 (4.8)	1000
LCBS-4-4-01	LCBS-4-4-19	1/4 (6.4)	1000
LCBS-4-5-01	LCBS-4-5-19	5/16 (7.9)	1000
LCBS-4-6-01	LCBS-4-6-19	3/8 (9.5)	1000
LCBS-4-7-01	LCBS-4-7-19	7/16 (11.1)	1000
LCBS-4-8-01	LCBS-4-8-19	1/2 (12.7)	1000
LCBS-4-10-01	LCBS-4-10-19	5/8 (15.9)	1000
LCBS-4-12-01	LCBS-4-12-19	3/4 (19.1)	1000
LCBS-4-14-01	LCBS-4-14-19	7/8 (22.2)	1000
LCBS-4-16-01	LCBS-4-16-19	1 (25.4)	1000
LCBS-4-18-01	LCBS-4-18-19	1-1/8 (28.6)	1000
LCBS-4-20-01	LCBS-4-20-19	1-1/4 (31.8)	1000
LCBS-4-22-01	LCBS-4-22-19	1-3/8 (34.9)	1000

CBS
Releasable Supports

Richco



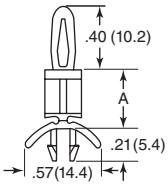

To Fit Hole: .156 (4) Panel Thickness: .047–.067 (1.2–1.7)

To Lock Hole: .187 (4.8) Panel Thickness: .031–.098 (0.8–2.5)

Features:
- Spring end locks or releases in order to remove support and allow for repairs
- Eliminates screws, nuts and lock washers from mounting

Specifications:
- Material: Nylon 6/6
- Color: Natural
- Flame Class: UL94 V-2

Item No.	A In	A mm	Bulk Pack Qty.
CBS-3-01	0.187	4.8	1000
CBS-4-01	0.250	6.4	1000
CBS-6-01	0.375	9.5	1000
CBS-8-01	0.500	12.7	1000

Item No.	A In	A mm	Bulk Pack Qty.
CBS-10-01	0.625	15.9	1000
CBS-12-01	0.750	19.1	1000
CBS-14-01	0.875	22.2	1000

Pages 0660 - 0671.indd 671 11/6/2013 4:17:49 PM

NON-LOCKING & REVERSE MOUNT CIRCUIT BOARD SUPPORTS

CBMSP Series
Mini Support Post



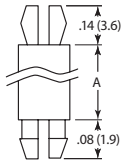

To Fit Hole: .157 (4.0) Panel Thickness: .047 - .066 (1.2 - 1.7)

To Fit Hole: .157 (4.0) Panel Thickness: .047 - .066 (1.2 - 1.7)

Specifications:
- Material: Nylon 6/6
- Color: Natural
- Flame Class: UL94 V-2

Item No.	A In	A mm	Bulk Pack Qty.
CBMSP210A	0.157	4.0	1000
CBMSP215A	0.177	4.5	1000
CBMSP220A	0.197	5.0	1000

Item No.	A In	A mm	Bulk Pack Qty.
CBMSP230A	0.276	7.0	1000
CBMSP245A	0.413	10.5	1000
CBMSP255A	0.551	14.0	1000

BHC
Blind Non-Locking Support



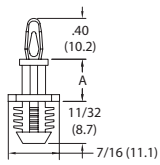

Snap Lock: .156 (4.0) Panel Thickness: .062 (1.6)

Press Fit: .312 (7.9) Panel Thickness: 1/4 (6.4) Min.

Specifications:
- Material: Nylon 6/6
- Color: Natural
- Flame Class: UL94 V-2

Item No.	A In	A mm	Bulk Pack Qty.
BHC-3-01	0.188	4.8	1000
BHC-4-01	0.250	6.4	1000
BHC-6-01	0.375	9.5	1000
BHC-8-01	0.500	12.7	1000

Item No.	A In	A mm	Bulk Pack Qty.
BHC-10-01	0.625	15.9	1000
BHC-12-01	0.750	19.1	1000
BHC-14-01	0.875	22.2	1000

MSP Series
Mini Support Post



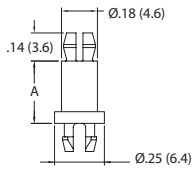

Snap-Fit: .152 (3.9) Panel Thickness: .062 (1.6)

Snap-Lock: .152 (3.9) Panel Thickness: .062 (1.6)

Item No.	A In	A mm	Bulk Pack Qty.
MSPE-2-01	0.125	3.2	1000
MSPE-3-01	0.188	4.8	1000
MSPE-4-01	0.250	6.4	1000
MSPE-5-01	0.313	7.9	1000
MSPE-6-01	0.375	9.5	1000
MSPE-7-01	0.438	11.1	1000

Item No.	A In	A mm	Bulk Pack Qty.
MSPE-8-01	0.500	12.7	1000
MSPE-10-01	0.625	15.9	1000
MSPE-11-01	0.688	17.5	1000
MSPE-12-01	0.750	19.1	1000
MSPE-14-01	0.875	22.2	1000



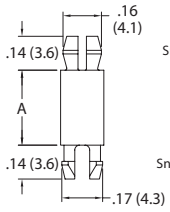

Top Hole: Snap-fit: .152 (3.86) Panel Thickness: .062 (1.57)

Bottom Hole: Snap-lock: .152 (3.86) Panel Thickness: .062 (1.57)

- Board mount head is releasable
- Chassis mount head locks permanently
- Material: UL94 V-2 Nylon 6/6
- Color: Natural

Item No.	"A" Standoff Height	Bulk Pack Qty.
MSP-2-01	1/8 (3.2)	1000
MSP-3-01	3/16 (4.8)	1000
MSP-4-01	1/4 (6.4)	1000
MSP-5-01	5/16 (7.9)	1000
MSP-6-01	3/8 (9.5)	1000
MSP-7-01	7/16 (11.1)	1000
MSP-8-01	1/2 (12.7)	1000
MSP-9-01	9/16 (14.3)	1000
MSP-10-01	5/8 (15.9)	1000
MSP-11-01	11/16 (17.5)	1000
MSP-12-01	3/4 (19.1)	1000

Item No.	"A" Standoff Height	Bulk Pack Qty.
MSP-13-01	13/16 (20.6)	1000
MSP-14-01	7/8 (22.2)	1000
MSP-16-01	1 (25.4)	1000
MSP-18-01	1-1/8 (28.6)	1000
MSP-20-01	1-1/4 (31.8)	1000
MSP-22-01	1-3/8 (34.9)	1000
MSP-24-01	1-1/2 (38.1)	1000
MSPE-16-01	1 (25.4)	1000
MSPE-20-01	1-1/4 (31.8)	1000
MSPE-22-01	1-3/8 (34.9)	1000



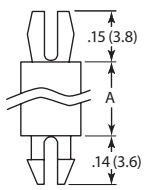

To Fit Hole: .125 (3.2) Panel Thickness: .062 (1.6)

To Fit Hole: .125 (3.2) Panel Thickness: .062 (1.6)

Specifications:
- Material: Nylon 6/6
- Color: Natural
- Flame Class: UL94 V-2

Item No.	A In	A mm	Bulk Pack Qty.
MSPM-2-01	0.125	3.2	1000
MSPM-3-01	0.187	4.8	1000
MSPM-4-01	0.250	6.4	1000
MSPM-5-01	0.312	7.9	1000
MSPM-6-01	0.375	9.5	1000
MSPM-7-01	0.437	11.1	1000
MSPM-8-01	0.500	12.7	1000
MSPM-9-01	0.562	14.3	1000
MSPM-10-01	0.625	15.9	1000
CBMSP050A	0.630	16.0	1000
CBMSP055A	0.687	17.5	1000

Item No.	A In	A mm	Bulk Pack Qty.
MSPM-12-01	0.750	19.1	1000
MSPM-13-01	0.811	20.6	1000
CBMSP070A	0.827	21.0	1000
MSPM-14-01	0.875	22.2	1000
MSPM-16-01	1.000	25.4	1000
MSPM-18-01	1.122	28.5	1000
MSPM-20-01	1.250	31.7	1000
CBMSP095A	1.252	31.8	1000
MSPM-24-01	1.375	34.9	1000
CBMSP105A	1.500	38.1	1000

CRLCBSR
Reverse Locking Domed Support



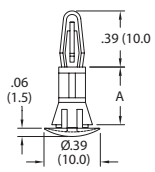

Snap Lock: .157 (4.0) Panel Thickness: .063 (1.6)

Snap Lock: .236 (6.0) Panel Thickness: .031–.047 (0.8–1.2)

Specifications:
- Material: Nylon 6/6
- Color: Natural
- Flame Class: UL94 V-2

Item No.	A In	A mm	Bulk Pack Qty.
CRLCBSR-3-01	0.188	4.8	1000
CRLCBSR-4-01	0.250	6.4	1000
CRLCBSR-5-01	0.313	7.9	1000

Item No.	A In	A mm	Bulk Pack Qty.
CRLCBSR-6-01	0.375	9.5	1000
CRLCBSR-8-01	0.500	12.7	1000
CRLCBSR-12-01	0.750	19.1	1000

Pages 0672 - 0681.indd 672 11/6/2013 4:19:52 PM

REVERSE MOUNT CIRCUIT BOARD SUPPORTS

CRLCBSRE
Reverse Locking Domed Support



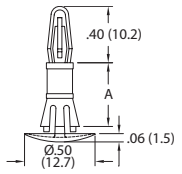

Snap Lock:
.157 (4.0)
Panel Thickness:
.063 (1.6)

Snap Lock:
.213 (5.4)
Panel Thickness:
.047 –.079 (1.2–2.0)

Specifications:
- Material: Nylon 6/6
- Color: Natural
- Flame Class: UL94 V-2

Item No.	A In	A mm	Bulk Pack Qty.
CRLCBSRE-4-01	0.250	6.4	1000
CRLCBSRE-6-01	0.375	9.5	1000
CRLCBSRE-8-01	0.500	12.7	1000
CRLCBSRE-10-01	0.625	15.9	1000

CRLCBSK-2
Metric Cupped Reverse Locking Circuit Board Support



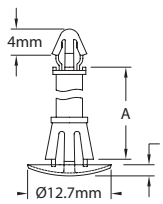

Top Hole:
Snap-lock: 4mm
Panel Thickness:
1.6mm

Bottom Hole:
Snap-lock: 5.4mm
Panel Thickness:
1mm - 1.6mm

- Cupped head provides tight holding in chassis
- Inserts into both holes from chassis underside
- Material: UL94 V-2 Nylon 6/6
- Color: Natural

Item No.	"A" Standoff Height mm	Bulk Pack Qty.
CRLCBSK-2-8-01	8	1000
CRLCBSK-2-10-01	10	1000
CRLCBSK-2-12-01	12	1000
CRLCBSK-2-14-01	14	1000

CBRLDS Series
Reverse Locking Domed Support



Specifications:
- Material: Nylon 6/6
- Color: Natural
- Flame Class: UL94 V-2

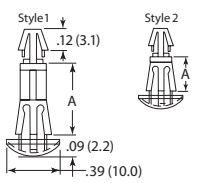

To Lock Hole:
.157 (4.0)
Panel Thickness:
.047–.066 (1.2–1.7)

To Lock Hole:
.216 (5.5)
Panel Thickness:
.031–.062 (0.8–1.6)

Item No.	A In	A mm	Style	Bulk Pack Qty.
CBRLDS005A	0.138	3.5	2	1000
CBRLDS010A	0.197	5.0	2	1000
CBRLDS015A	0.250	6.4	2	1000
CBRLDS020A	0.276	7.0	1	1000
CBRLDS025A	0.315	8.0	1	1000
CBRLDS030A	0.335	8.5	1	1000
CBRLDS035A	0.394	10.0	1	1000
CBRLDS040A	0.472	12.0	1	1000
CBRLDS045A	0.500	12.7	1	1000
CBRLDS050A	0.531	13.5	1	1000

Item No.	A In	A mm	Style	Bulk Pack Qty.
CBRLDS055A	0.551	14.0	1	1000
CBRLDS060A	0.598	15.2	1	1000
CBRLDS065A	0.625	15.9	1	1000
CBRLDS070A	0.709	18.0	1	1000
CBRLDS075A	0.748	19.0	1	1000
CBRLDS080A	1.787	20.0	1	1000
CBRLDS085A	1.854	21.7	1	500
CBRLDS090A	1.945	24.0	1	500
CBRLDS095A	1.000	25.4	1	500
CBRLDS100A	1.181	30.0	1	500

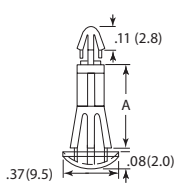

To Lock Hole:
.137 (3.5)
Panel Thickness:
.062 (1.6)

To Lock Hole:
.216 (5.5)
Panel Thickness:
.031–.062 (0.8–1.6)

Item No.	A In	A mm	Bulk Pack Qty.
CBRLDS205A	0.138	3.5	1000
CBRLDS210A	0.187	4.8	1000
CBRLDS215A	0.250	6.4	1000
CBRLDS220A	0.276	7.0	1000
CBRLDS225A	0.315	8.0	1000

Item No.	A In	A mm	Bulk Pack Qty.
CBRLDS230A	0.394	10.0	1000
CBRLDS235A	0.433	11.0	1000
CBRLDS240A	0.500	12.7	1000
CBRLDS245A	0.625	15.9	1000

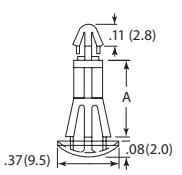

To Lock Hole:
.118 (3.0)
Panel Thickness:
.047–.066 (1.2–1.7)

To Lock Hole:
.216 (5.5)
Panel Thickness:
.023–.047 (0.1–1.2)

Item No.	A In	A mm	Bulk Pack Qty.
CBRLDS305A	0.138	3.5	1000
CBRLDS310A	0.188	4.8	1000
CBRLDS315A	0.250	6.4	1000
CBRLDS320A	0.276	7.0	1000
CBRLDS325A	0.315	8.0	1000

Item No.	A In	A mm	Bulk Pack Qty.
CBRLDS330A	0.394	10.0	1000
CBRLDS335A	0.433	11.0	1000
CBRLDS340A	0.500	12.7	1000
CBRLDS345A	0.625	15.9	1000

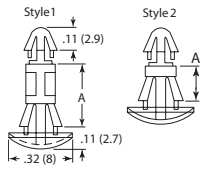

To Lock Hole:
.118 (3.0)
Panel Thickness:
.062 (1.6)

To Lock Hole:
.157 (4.0)
Panel Thickness:
.031–.062 (0.8–1.6)

Item No.	A In	A mm	Style	Bulk Pack Qty.
CBRLDS405A	0.098	2.5	2	2000
CBRLDS410A	0.125	3.2	2	2000
CBRLDS415A	0.157	4.0	2	2000
CBRLDS420A	0.197	5.0	1	2000
CBRLDS425A	0.236	6.0	1	2000
CBRLDS430A	0.276	7.0	1	1000

Item No.	A In	A mm	Style	Bulk Pack Qty.
CBRLDS435A	0.315	8.0	1	1000
CBRLDS440A	0.354	9.0	1	1000
CBRLDS445A	0.394	10.0	1	1000
CBRLDS450A	0.472	12.0	1	1000
CBRLDS455A	0.551	14.0	1	1000
CBRLDS460A	0.630	16.0	1	1000

Pages 0672 - 0681.indd 673 11/6/2013 4:19:57 PM

REVERSE MOUNT LOCKING CIRCUIT BOARD SUPPORTS

RLCBS Series
Reverse Mounted Locking Support



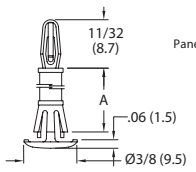

Snap-Lock:
.125 (3.2)
Panel Thickness: .062 (1.6)

Snap-Lock:
.187 (4.8)
Panel Thickness:
.059–.063 (1.5–1.6)

Specifications:
- Material: Nylon 6/6
- Color: Natural
- Flame Class: UL94 V-2

Richco

Item No.	A In	A mm	Bulk Pack Qty.
RLCBSR-4-01	0.250	6.4	1000
RLCBSR-5-01	0.313	7.9	1000
RLCBSR-6-01	0.375	9.5	1000
RLCBSR-7-01	0.438	11.1	1000

Item No.	A In	A mm	Bulk Pack Qty.
RLCBSR-8-01	0.500	12.7	1000
RLCBSR-9-01	0.563	14.3	1000
RLCBSR-10-01	0.625	15.9	1000

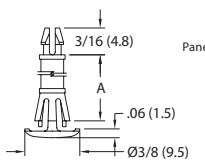

Snap-Lock:
.125 (3.2)
Panel Thickness: .062 (1.6)

Snap-Lock:
.187 (4.8)
Panel Thickness:
.059–.063 (1.5–1.6)

Richco

Item No.	A In	A mm	Bulk Pack Qty.
RLCBSPR-4-01	0.250	6.4	1000
RLCBSPR-5-01	0.313	7.9	1000
RLCBSPR-6-01	0.375	9.5	1000
RLCBSPR-7-01	0.438	11.1	1000

Item No.	A In	A mm	Bulk Pack Qty.
RLCBSPR-8-01	0.500	12.7	1000
RLCBSPR-9-01	0.563	14.3	1000
RLCBSPR-10-01	0.625	15.9	1000



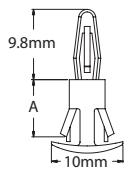

Top Hole:
Snap-lock: 3.2mm
Panel Thickness: 1.6mm

Bottom Hole:
Snap-lock: 5.4mm
Panel Thickness: 0.8mm

Richco

Item No.	"A" Standoff Height mm	Bulk Pack Qty.
RLCBSC-5-01	5	1000
RLCBSC-6-01	6	1000
RLCBSC-8-01	8	1000
RLCBSC-10-01	10	1000
RLCBSC-12-01	12	1000
RLCBSC-14-01	14	1000



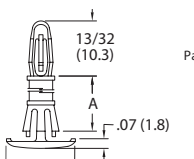

Snap-Lock:
.157 (4.0)
Panel Thickness: .062 (1.6)

Snap-Lock:
.213 (5.4)
Panel Thickness:
.059 – .065 (1.5–1.7)

Richco

Item No.	A In	A mm	Bulk Pack Qty.
RLCBSRE-4-01	0.250	6.4	1000
RLCBSRE-6-01	0.375	9.5	1000
RLCBSRE-8-01	0.500	12.7	1000
RLCBSRE-10-01	0.625	15.9	1000



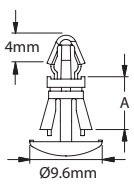

Top Hole:
Snap-lock: 4mm
Panel Thickness: 1.6mm

Bottom Hole:
Snap-lock: 5.4mm
Panel Thickness: 1.6mm

Richco

Item No.	"A" Standoff Height mm	Bulk Pack Qty.
RLCBSK-6-01	6	1000
RLCBSK-7-01	7	1000
RLCBSK-8-01	8	1000
RLCBSK-10-01	10	1000
RLCBSK-12-01	12	1000
RLCBSK-14-01	14	1000
RLCBSK-16-01	16	1000



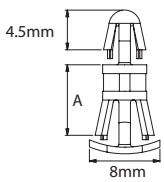

Top Hole:
Snap-lock: 4mm
Panel Thickness:
1.6mm

Bottom Hole:
Snap-lock: 5.5mm
Panel Thickness:
0.5mm - 1mm

Richco

Item No.	"A" Standoff Height mm	Bulk Pack Qty.
RLCBSA-5-01	5	1000
RLCBSA-6-01	6	1000
RLCBSA-8-01	8	1000
RLCBSA-10-01	10	1000
RLCBSA-12-01	12	1000
RLCBSA-14-01	14	1000



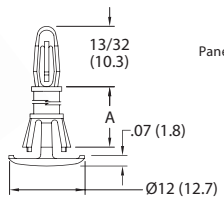

Snap-Lock:
.156 ± .003 (4.0 - 0.1)
Panel Thickness: .062 (1.6)

Snap-Lock:
.250 ± .003 (6.4 ± 0.1)
Panel Thickness:
.059–.063 (1.5–1.6)

Richco

Item No.	A In	A mm	Bulk Pack Qty.
RLCBSR1-4-01	0.250	6.4	1000
RLCBSR1-6-01	0.375	9.5	1000
RLCBSR1-8-01	0.500	12.7	1000
RLCBSR1-10-01	0.625	15.9	1000

Pages 0672 - 0681.indd 674 11/6/2013 4:20:05 PM

REVERSE MOUNT, NON-LOCKING & EDGE LOCKING CIRCUIT BOARD SUPPORTS

RCBSR
Reverse Mounted Non-Locking Support

Richco



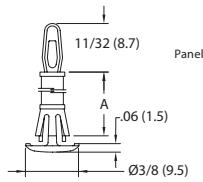

Item No.	A In	A mm	Bulk Pack Qty.
RCBSR-4-01	0.250	6.4	1000
RCBSR-5-01	0.313	7.9	1000
RCBSR-6-01	0.375	9.5	1000
RCBSR-7-01	0.438	11.1	1000

Item No.	A In	A mm	Bulk Pack Qty.
RCBSR-8-01	0.500	12.7	1000
RCBSR-9-01	0.563	14.3	1000
RCBSR-10-01	0.625	15.9	1000

CRCBSRE
Reverse Mount Non-Locking Support

Richco

New



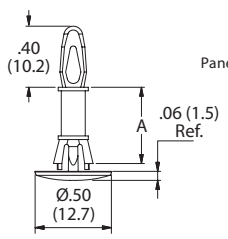

- Inserts into both holes from chassis underside
- Thin buttonhead for minimal protrusion under chassis
- Cupped head provides for tight holding in chassis
- Material: UL94 V-2 Nylon 6/6
- Color: Natural

Item No.	"A" Standoff Height	Bulk Pack Qty.
CRCBSRE-3-01	3/16 (4.8)	1000
CRCBSRE-4-01	1/4 (6.4)	1000
CRCBSRE-6-01	3/8 (9.5)	1000
CRCBSRE-8-01	1/2 (12.7)	1000
CRCBSRE-10-01	5/8 (15.9)	1000

EHCBS
Edge Holding Circuit Board Support

Richco



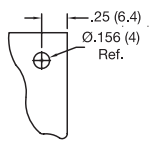

Top Board Hole Location

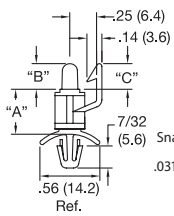

Item No. "B" = .60 (15.2) "C" = .29 (7.5)	Item No. "B" = .24 (6.1) "C" = .24 (6.1)	Item No. "B" = .24 (6.1) "C" = .29 (7.5)	"A" Standoff Height	Bulk Pack Qty.
EHCBS-5-01	EHCBS-6-5-01	EHCBS-7-5-01	5/16 (7.9)	1000
EHCBS-6-01	EHCBS-6-6-01	EHCBS-7-6-01	3/8 (9.5)	1000
EHCBS-8-01	EHCBS-6-8-01	EHCBS-7-8-01	1/2 (12.7)	1000
EHCBS-10-01	EHCBS-6-10-01	EHCBS-7-10-01	5/8 (15.9)	1000
EHCBS-12-01	EHCBS-6-12-01	EHCBS-7-12-01	3/4 (19.1)	1000
EHCBS-14-01	EHCBS-6-14-01	EHCBS-7-14-01	7/8 (22.2)	1000
EHCBS-16-01	EHCBS-6-16-01	EHCBS-7-16-01	1 (25.4)	1000

- Long nose facilitates alignment of components on board with the mating parts on the chassis
- PCB is easy to remove for service
- Material: UL94 V-2 Nylon 6/6
- Color: Natural

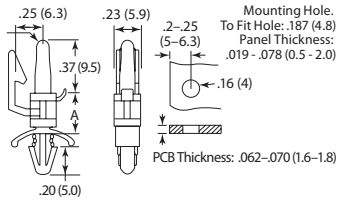

Item No.	A In	A mm	Bulk Pack Qty.
CBEHS005A	0.250	6.4	1000

TEHCBS Series
Edge Holding Support

Richco



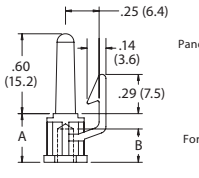

Specifications:
- Material: Nylon 6/6
- Color: Natural
- Flame Class: UL94 V-2

Item No.	A In	A mm	B In	B mm	Bulk Pack Qty.
TEHCBS-4-01	0.250	6.4	0.250	6.4	1000
TEHCBS-5-01	0.313	7.9	0.200	5.1	1000
TEHCBS-6-01	0.375	9.5	0.250	6.4	1000
TEHCBS-8-01	0.500	12.7	0.250	6.4	1000
TEHCBS-10-01	0.625	15.9	0.250	6.4	1000
TEHCBS-12-01	0.750	19.1	0.250	6.4	1000
TEHCBS-14-01	0.875	22.2	0.250	6.4	1000
TEHCBS-16-01	1.000	25.4	0.250	6.4	1000

Pages 0672 - 0681.indd 675 11/6/2013 4:20:11 PM

EDGE LOCKING CIRCUIT BOARD SUPPORTS

TEHCBS Series
Edge Holding Support



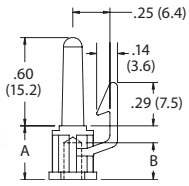

Specifications:
- Material: Nylon 6/6
- Color: Natural
- Flame Class: UL94 V-2

Item No.	A In	A mm	B In	B mm	Bulk Pack Qty.
TEHCBS-4-01	0.250	6.4	0.250	6.4	1000
TEHCBS-5-01	0.313	7.9	0.200	5.1	1000
TEHCBS-6-01	0.375	9.5	0.250	6.4	1000
TEHCBS-8-01	0.500	12.7	0.250	6.4	1000

Item No.	A In	A mm	B In	B mm	Bulk Pack Qty.
TEHCBS-10-01	0.625	15.9	0.250	6.4	1000
TEHCBS-12-01	0.750	19.1	0.250	6.4	1000
TEHCBS-14-01	0.875	22.2	0.250	6.4	1000
TEHCBS-16-01	1.000	25.4	0.250	6.4	1000

RLEHCBS
Reverse Locking Edge Holding Circuit Board Support

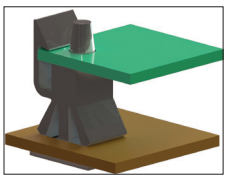

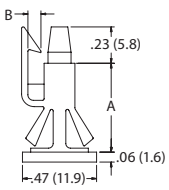

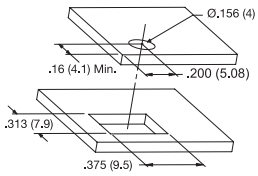

Mounting Hole Detail

- Use in a square hole to prevent rotation
- Locking arm secures the board
- Board is removable for repair or service
- Material: UL94 V-2 Nylon 6/6
- Color: Black

Item No.	"A" Standoff Height	"B"	Bulk Pack Qty.
RLEHCBS-5-01BK	.38 (9.5)	.06 (1.5)	1000
RLEHCBS-6-01BK	.44 (11.1)	.06 (1.5)	1000
RLEHCBS-7-01BK	.50 (12.7)	.08 (2.1)	1000
RLEHCBS-8-01BK	.56 (14.3)	.08 (2.1)	1000

PCBEH
PCB Edge Holder



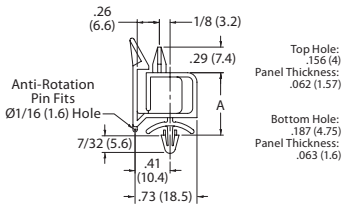

New

- Pin prevents rotation
- PCB is easy to remove for service
- Material: UL94 V-2 Nylon 6/6
- Color: Natural

Item No.	"A" Standoff Height	Bulk Pack Qty.
PCBEH-7-01	.47 (11.9)	1000
PCBEH-10-01	.66 (16.8)	1000
PCBEH-14-01	.91 (23.1)	1000

UBM/UBMC
Universal Board Mount/Universal Board Mount Clip



- Wide base minimizes rocking
- Releasable board lock
- Anti-Rotation pins
- Material: UL94 V-2 Nylon 6/6
- Color: Natural

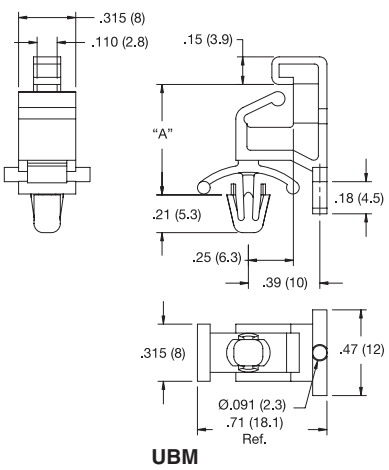

UBM

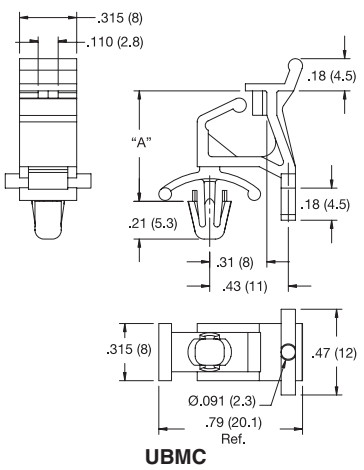

UBMC

Top Hole: See Below
Panel Thickness: .06 - .09 (1.6 - 2.3)

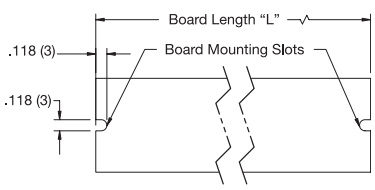

Bottom Hole: See Below
Panel Thickness: .04 - .09 (1 - 2.3)

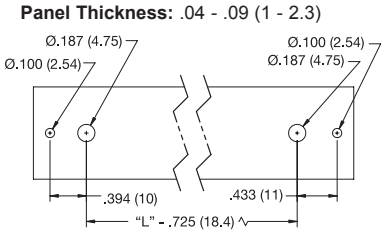

Mounting Holes

Item No.	Item No.	"A" Standoff Height	Bulk Pack Qty.
UBMC-12.3M-01	UBMC-12.3M-01	.48 (12.3)	500
UBMC-15.5M-01	UBMC-15.5M-01	.61 (15.5)	500
UBMC-22.0M-01	UBMC-22.0M-01	.87 (22)	500

REHCBS Series
Rivet Edge Holding Support



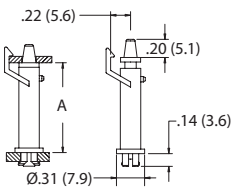



Installation Tool, REHCBS-T, Sold Separately

Specifications:
- Material: Nylon 6/6
- Color: Natural
- Flame Class: UL94 V-2

Item No.	A In	A mm	Bulk Pack Qty.
REHCBS-4-01	0.250	6.4	1000
REHCBS-8-01	0.500	12.7	1000

Pages 0672 - 0681.indd 676 11/6/2013 4:20:23 PM

SCREW MOUNT CIRCUIT BOARD SUPPORTS

TCBS
Self-Tapping & Threaded Support



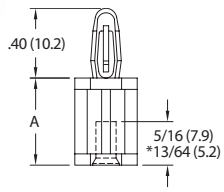

Snap-Lock: .156 (4.0) Panel Thickness: .062 (1.6)

Specifications:
- Material: Nylon 6/6
- Color: Natural

#6 Self Tapping Screw

Item No.		A		Bulk Pack Qty.
UL94 V-2	UL94 V-0	In	mm	
TCBS-4-01*	TCBS-4-19*	0.250	6.4	1000
TCBS-6-01	TCBS-6-19	0.375	9.5	1000
TCBS-8-01	TCBS-8-19	0.500	12.7	1000
TCBS-10-01	TCBS-10-19	0.625	15.9	1000
TCBS-12-01	TCBS-12-19	0.750	19.1	1000

Item No.		A		Bulk Pack Qty.
UL94 V-2	UL94 V-0	In	mm	
TCBS-14-01	TCBS-14-19	0.875	22.2	1000
TCBS-16-01	TCBS-16-19	1.000	25.4	1000
TCBS-18-01	TCBS-18-19	1.125	28.6	1000
TCBS-20-01	TCBS-20-19	1.250	31.8	1000
TCBS-22.5-01	TCBS-22.5-19	1.416	35.7	1000

TCBN
Metric Female Threaded Circuit Board Support



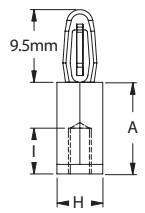

Top Hole: Snap-lock: 4mm Panel Thickness: 1.6mm

Bottom Hole: See Table for Female Thread Size

- Material: UL94 HB, Nylon 6/6
- Color: Black

#M3 or M4 Screw

Item No.	Thread	"H" mm	"A" Standoff Height mm	"I" mm	Bulk Pack Qty.
TCBN-T1-M3-6-5	M3	6	5	3	500
TCBN-T1-M3-6-6	M3	6	6	4	500
TCBN-T1-M3-6-8	M3	6	8	6	500
TCBN-T1-M4-8-5	M4	8	5	3	500
TCBN-T1-M4-8-6	M4	8	6	4	500
TCBN-T1-M4-8-8	M4	8	8	6	500

LCBS-TF
Locking Support, Threaded Female



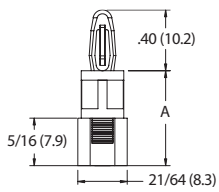

Snap-Lock: .156 (4.0) Panel Thickness: .062 (1.6)

Specifications:
- Material: Nylon 6/6
- Color: Natural
- Flame Class: UL94 V-2

#6 - 32 Screw

Item No.	A		Bulk Pack Qty.
	In	mm	
LCBS-TF-6-01	0.375	9.5	1000
LCBS-TF-8-01	0.500	12.7	1000
LCBS-TF-10-01	0.625	15.9	1000
LCBS-TF-12-01	0.750	19.1	1000
LCBS-TF-14-01	0.875	22.2	1000
LCBS-TF-16-01	1.000	25.4	1000

LCCBS-TF
Locking Circuit Board Support, Threaded Female



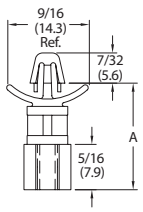

Top Hole: Snap-lock: .187 (4.75) Panel Thickness: .062 (1.57)

Bottom Hole: #6-32 Female Thread

- PC board is locked securely in place
- Internal thread to be mounted with a #6-32 screw
- Material: Nylon 6/6
- Color: Natural

#6 - 32 Screw

Item No.		"A" Standoff Height mm	Bulk Pack Qty.
UL94 V-2	UL94 V-0		
LCCBS-TF-9-01	LCCBS-TF-9-19	.534 (13.56)	1000
LCCBS-TF-10-01	LCCBS-TF-10-19	.672 (17.07)	1000
LCCBS-TF-12-01	LCCBS-TF-12-19	.797 (20.24)	1000
LCCBS-TF-14-01	LCCBS-TF-14-19	.922 (23.42)	1000
LCCBS-TF-16-01	LCCBS-TF-16-19	1.047 (25.40)	1000

CBS-TF
Circuit Board Support, Threaded Female



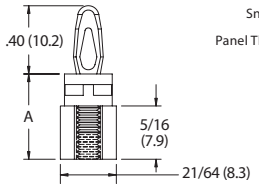

Snap-Lock: .156 (4.0) Panel Thickness: .062 (1.6)

Specifications:
- Material: Nylon 6/6
- Color: Natural

#6 - 32 Screw

Item No.		A		Bulk Pack Qty.
UL94 V-2	UL94 V-0	In	mm	
CBS-TF-6-01	CBS-TF-6-19	0.375	9.5	1000
CBS-TF-8-01	CBS-TF-8-19	0.500	12.7	1000
CBS-TF-10-01	CBS-TF-10-19	0.625	15.9	1000
CBS-TF-12-01	CBS-TF-12-19	0.750	19.1	1000
CBS-TF-14-01	CBS-TF-14-19	0.875	22.2	1000
CBS-TF-16-01	CBS-TF-16-19	1.000	25.4	1000

Pages 0672 - 0681.indd 677 11/6/2013 4:20:29 PM

SCREW & RIVET MOUNT CIRCUIT BOARD SUPPORTS

SFCBS Series
Stud Fitting Support

Richco



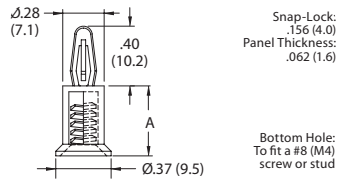

#8 (M4)

Specifications:
- Material: Nylon 6/6
- Color: Natural
- Flame Class: UL94 V-2

Item No.	A		Bulk Pack Qty.
	In	mm	
SFCBS-M4-10M-01	0.390	9.9	1000
SFCBS-M4-12M-01	0.470	11.9	1000
SFCBS-M4-14M-01	0.550	14.0	1000
SFCBS-M4-16M-01	0.630	16.0	1000
SFCBS-M4-18M-01	0.710	18.0	1000
SFCBS-M4-20M-01	0.790	20.1	1000

LCBS-L
Screw Mount Locking Circuit Board Support

Richco



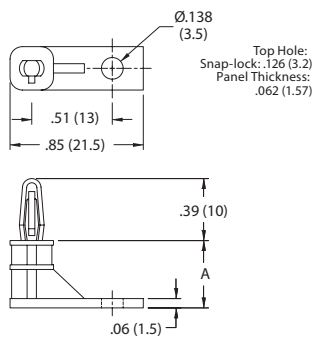

New

- Installs with #4 (M3) screw or rivet
- Offset style allows dense packaging
- Material: UL94 V-2 Nylon 6/6
- Color: Natural

Item No.	"A" Standoff Height	Bulk Pack Qty.
LCBS-L-5-01	5/16 (7.6)	1000
LCBS-L-6-01	3/8 (9.5)	1000
LCBS-L-7-01	7/16 (11.1)	1000
LCBS-L-8-01	1/2 (12.7)	1000
LCBS-L-9-01	9/16 (14.3)	1000
LCBS-L-10-01	5/8 (15.9)	1000

CBSS
Circuit Board Stacking Spacer

Richco



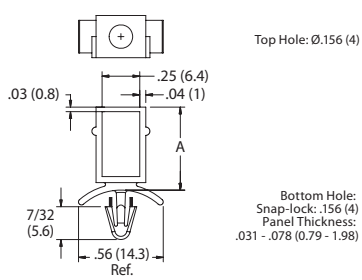

- Spacers snap together to stack any number of boards
- MB-1-156 mounting button caps off the stack. See page 739
- Barbed arrow mount locks securely
- Material: Nylon 6/6
- Color: Natural

Item No.		"A" Standoff Height	Bulk Pack Qty.
Material: UL94 V-2	Material: UL94 V-0		
CBSS-8-01	CBSS-8-19	.43 (10.9)	1000
CBSS-10-01	CBSS-10-19	.55 (14)	1000
CBSS-12-01	CBSS-12-19	.68 (17.3)	1000
CBSS-14-01	CBSS-14-19	.80 (20.3)	1000

Pages 0672 - 0681.indd 678 11/6/2013 4:20:39 PM

RIVET & SLOT MOUNT CIRCUIT BOARD SUPPORTS

SRL Series
Snap Rivet Locking Support



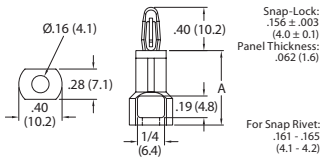



Specifications:
- Material: Nylon 6/6
- Color: Natural
- Flame Class: UL94 V-2

Richco

Item No.	A In	A mm	Bulk Pack Qty.
SRLCBS-6-01	0.375	9.5	1000
SRLCBS-7-01	0.438	11.1	1000
SRLCBS-8-01	0.500	12.7	1000
SRLCBS-10-01	0.625	15.9	1000
SRLCBS-12-01	0.750	19.1	1000
SRLCBS-14-01	0.875	22.2	1000
SRLCBS-16-01	1.000	25.4	1000

- Designed to mount easily on chassis with plastic SR rivet, see Rivet Table
- Allows mounting to a range of panel thicknesses, up to .341" thick
- Button head on rivet for minimal protrusion on chassis underside

Use With Rivet	Panel Thickness Range In	Panel Thickness Range mm
SR-4050	0.026 - 0.062	0.66 - 1.57
SR-4060	0.062 - 0.105	1.57 - 2.67
SR-4070	0.105 - 0.145	2.67 - 3.68
SR-4080	0.145 - 0.184	3.68 - 4.67
SR-4090	0.184 - 0.223	4.67 - 5.66
SR-4100	0.223 - 0.263	5.66 - 6.68
SR-4120	0.282 - 0.341	7.16 - 8.66

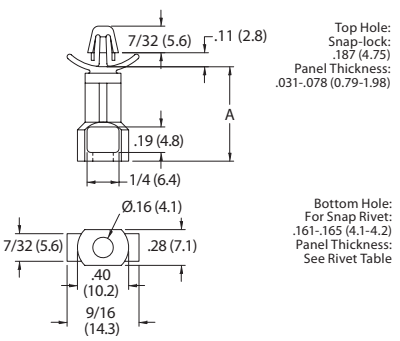

New

Richco

Item No.	"A" Standoff Height	Bulk Pack Qty.
SRLAHS-7-01	7/16 (11.1)	1000
SRLAHS-8-01	1/2 (12.7)	1000
SRLAHS-10-01	5/8 (15.9)	1000
SRLAHS-12-01	3/4 (19.1)	1000
SRLAHS-14-01	7/8 (22.2)	1000
SRLAHS-16-01	1 (25.4)	1000

SMLCBS
Side Mount Locking Circuit Board Support

Richco

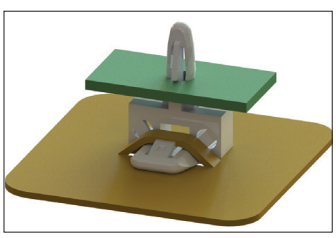

New

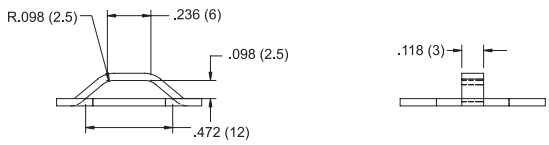

Recommended Mounting Slot

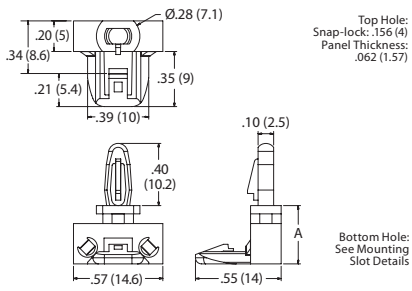

- Slides easily into pre-formed slot, leaving no protrusion under the chassis
- Removable by pressing the locking tab
- Material: Nylon 6/6
- Color: Natural

Item No. UL94 V-2	Item No. UL94 V-0	"A" Standoff Height mm	Bulk Pack Qty.
SMLCBS-5-01	SMLCBS-5-19	5/16 (7.9)	1000
SMLCBS-6-01	SMLCBS-6-19	3/8 (9.5)	1000
SMLCBS-7-01	SMLCBS-7-19	7/16 (11.1)	1000
SMLCBS-8-01	SMLCBS-8-19	1/2 (12.7)	1000

Pages 0672 - 0681.indd 679 11/6/2013 4:20:43 PM

SLOT MOUNT CIRCUIT BOARD SUPPORTS & CIRCUIT BOARD SUPPORTS ON BASE

KSLBN
Key Slot with Locking Bayonet Nose



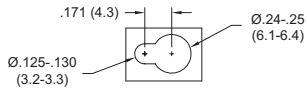

Recommended Mounting Slot

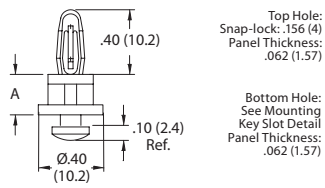

- Key Slot design allows for easy removal to facilitate repairs
- Minimal .10" protrusion under chassis
- Larger base on key slot side for easy identification of mounting end
- Material: UL94 V-2 Nylon 6/6
- Color: Natural

Item No.	"A"	Bulk Pack Qty.
KSLBN-2-01	1/8 (3.2)	1000
KSLBN-4-01	1/4 (6.4)	1000
KSLBN-6-01	3/8 (9.5)	1000
KSLBN-8-01	1/2 (12.7)	1000

KSLSP
Key Slot Locking Support Post



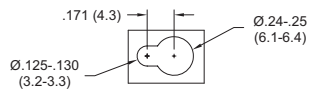

Recommended Mounting Slot

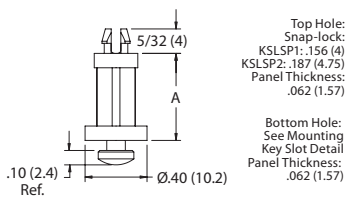

- Key Slot design allows for easy removal to facilitate repairs
- Minimal .10" protrusion under chassis
- Larger base on key slot side for easy identification of mounting end
- Material: UL94 V-2 Nylon 6/6
- Color: Natural

Item No.	Item No.	"A" Standoff Height	Bulk Pack Qty.
KSLSP1-3-01	KSLSP2-3-01	3/16 (4.8)	1000
KSLSP1-4-01	KSLSP2-4-01	1/4 (6.4)	1000
KSLSP1-6-01	KSLSP2-6-01	3/8 (9.5)	1000
KSLSP1-8-01	KSLSP2-8-01	1/2 (12.7)	1000
KSLSP1-10-01	KSLSP2-10-01	5/8 (15.9)	1000

LCBSB/CBSB/CBABS Series
Adhesive Base Support



- Adhesive base eliminates the need for mounting hole on the chassis

Specifications:
- Material: Nylon 6/6
- Color: Natural
- Flame Class: UL94 V-2

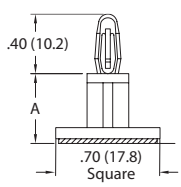

Item No.	A In	A mm	Bulk Pack Qty.
LCBSB-3-01A-RT	0.188	4.8	1000
LCBSB-4-01A-RT	0.250	6.4	1000
CBABS015A	0.315	8.0	500
LCBSB-6-01A-RT	0.386	9.8	1000
LCBSB-8-01A-RT	0.504	12.8	1000
LCBSB-9-01A-RT	0.563	14.3	1000
LCBSB-10-01A-RT	0.625	15.9	500
LCBSB-12-01A-RT	0.750	19.1	1000
LCBSB-14-01A-RT	0.875	22.2	1000
LCBSB-16-01A-RT	1.000	25.4	1000
LCBSB-18-01A-RT	1.125	28.6	1000

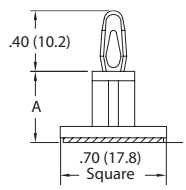

Item No.	A In	A mm	Bulk Pack Qty.
CBSB-3-01A-RT	0.188	4.8	1000
CBSB-4-01A-RT	0.250	6.4	1000
CBSB-6-01A-RT	0.375	9.5	1000
CBSB-8-01A-RT	0.500	12.7	1000
CBSB-9-01A-RT	0.563	14.3	1000
CBSB-10-01A-RT	0.625	15.9	1000
CBSB-12-01A-RT	0.750	19.1	1000
CBSB-14-01A-RT	0.875	22.2	1000
CBSB-16-01A-RT	1.000	25.4	1000
CBSB-18-01A-RT	1.125	28.6	1000

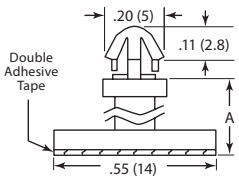

Item No.	A In	A mm	Bulk Pack Qty.
CBABS105A	0.138	3.5	1000
CBABS110A	0.187	4.8	1000
CBABS115A	0.250	6.4	1000
CBABS125A	0.315	8.0	1000
CBABS125A	0.394	10.0	1000

Pages 0672 - 0681.indd 680 11/6/2013 4:20:48 PM

CIRCUIT BOARD SUPPORTS ON BASE

LCBSB/CBABS/CBSBT Series
Adhesive Base Support



Specifications:
- Material: Nylon 6/6
- Color: Natural
- Flame Class: UL94 V-2

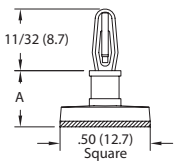

Item No.	A In	A mm	Bulk Pack Qty.
LCBSBM-3-01A-RT	0.188	4.8	1000
LCBSBM-4-01A-RT	0.250	6.4	1000
LCBSBM-5-01A-RT	0.313	7.9	1000
LCBSBM-6-01A-RT	0.375	9.5	1000
LCBSBM-7-01A-RT	0.438	11.1	1000
LCBSBM-8-01A-RT	0.500	14.3	1000
LCBSBM-9-01A-RT	0.563	14.3	1000
LCBSBM-10-01A-RT	0.625	15.9	1000

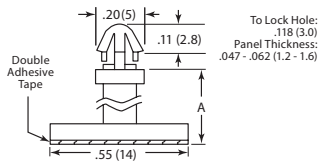

Item No.	A In	A mm	Bulk Pack Qty.
CBABS205A	0.138	3.5	1000
CBABS210A	0.187	4.8	1000
CBABS215A	0.250	6.4	1000
CBABS220A	0.315	8.0	1000
CBABS225A	0.394	10.0	1000

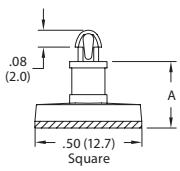

Item No.	A In	A mm	Bulk Pack Qty.
CBSBT-3-01A-RT	0.188	4.8	1000
CBSBT-4-01A-RT	0.250	6.4	1000
CBSBT-6-01A-RT	0.375	9.5	1000
CBSBT-7-01A-RT	0.438	11.1	1000
CBSBT-8-01A-RT	0.500	12.7	1000
CBSBT-9-01A-RT	0.563	14.3	1000
CBSBT-10-01A-RT	0.625	15.9	1000
CBABS335A	0.750	19.1	1000

CCBSBT
Adhesive Mount Cupped Circuit Board Support



New

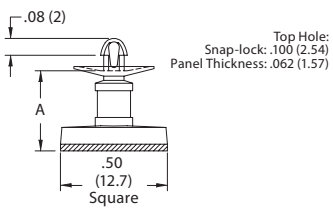

- Cupped base provides a tight fit to the board and completely covers the hole
- Teardrop mounting end has very small protrusion above the PC board
- Adhesive: 1/32 (0.8) thick tape
- Material: UL94 V-2 Nylon 6/6
- Color: Natural

Item No.	"A" Standoff Height	Bulk Pack Qty.
CCBSBT-4-01A-RT	1/4 (6.4)	1000
CCBSBT-5-01A-RT	5/16 (7.9)	1000
CCBSBT-6-01A-RT	3/8 (9.5)	1000
CCBSBT-7-01A-RT	7/16 (11.1)	1000
CCBSBT-8-01A-RT	1/2 (12.7)	1000
CCBSBT-9-01A-RT	9/16 (14.3)	1000
CCBSBT-10-01A	5/8 (15.9)	1000

CBABS
Adhesive Base Support



Specifications:
- Material: Nylon 6/6
- Color: Natural
- Flame Class: UL94 V-2

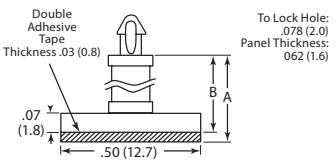

Item No.	A In	A mm	B In	B mm	Bulk Pack Qty.
CBABS405A	0.187	4.8	0.157	4.0	1000
CBABS410A	0.250	6.4	0.220	5.6	1000
CBABS415A	0.375	9.5	0.343	8.7	1000
CBABS420A	0.437	11.1	0.406	10.3	1000
CBABS425A	0.500	12.7	0.469	11.9	1000
CBABS430A	0.625	15.9	0.594	15.1	1000
CBABS435A	0.750	19.1	0.720	18.3	1000

Pages 0672 - 0681.indd 681 11/6/2013 4:20:51 PM

CIRCUIT BOARD SUPPORTS ON BASE & SELF THREADING CIRCUIT BOARD SUPPORTS

SCBSB
Adhesive Mount Male Stud Circuit Board Support

Richco



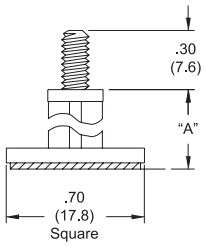

New

- #6-32 male thread is secured using Richco nylon hex nut item number HN-6-32-01. See page 813
- Adhesive: 1/32 (0.8) thick tape
- Material: UL94 V-2, Nylon 6/6
- Color: Natural

Item No.	"A" Standoff Height	Bulk Pack Qty.
SCBSB-4-01A-RT	1/4 (6.4)	1000
SCBSB-6-01A-RT	3/8 (9.5)	1000
SCBSB-8-01A-RT	1/2 (12.7)	1000
SCBSB-10-01A-RT	5/8 (15.9)	1000
SCBSB-12-01A-RT	3/4 (19.1)	1000
SCBSB-14-01A-RT	7/8 (22.2)	1000
SCBSB-16-01A-RT	1 (25.4)	1000
SCBSB-18-01A-RT	1 1/8 (28.6)	1000

PSB
Push Spacer on Adhesive Base



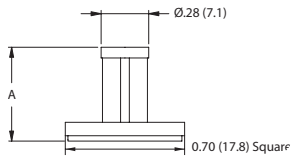

Specifications:

- Material: Nylon 6/6
- Color: Natural
- Adhesive backing: Double-sided adhesive tape with release tab

Item No.		A		Bulk Pack Qty.
UL94 V-2	UL94 V-0	In	mm	
PSB-6M-01A2-RT	PSB-6M-19A2-RT	0.236	6.0	1000
PSB-8 M-01A2-RT	PSB-8 M-19A2-RT	0.314	8.0	1000
PSB-10M-01A2-RT	PSB-10M-19A2-RT	0.393	10.0	1000
PSB-12M-01A2-RT	PSB-12M-19A2-RT	0.472	12.0	1000
PSB-14M-01A2-RT	PSB-14M-19A2-RT	0.551	14.0	1000
PSB-16M-01A2-RT	PSB-16M-19A2-RT	0.629	16.0	1000

PSBM
Adhesive Mount Push Spacer

Richco

New

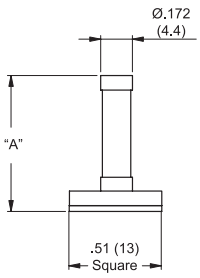

- Smaller size takes up less real estate on the board
- Adhesive: 1/32 (0.8) thick tape
- Material: Nylon 6/6
- Color: Natural

Item No.		"A" Standoff Height	Bulk Pack Qty.
UL94 V-2	UL94 V-0		
PSBM-3-01A-RT	PSBM-3-19A-RT	.189 (4.8)	1000
PSBM-4-01A-RT	PSBM-4-19A-RT	.252 (6.4)	1000
PSBM-5-01A-RT	PSBM-5-19A-RT	.311 (7.9)	1000
PSBM-6-01A-RT	PSBM-6-19A-RT	.374 (9.5)	1000
PSBM-7-01A-RT	PSBM-7-19A-RT	.437 (11.1)	1000
PSBM-8-01A-RT	PSBM-8-19A-RT	.500 (12.7)	1000
PSBM-9-01A-RT	PSBM-9-19A-RT	.563 (14.3)	1000
PSBM-10-01A-RT	PSBM-10-19A-RT	.626 (15.9)	1000
PSBM-12-01A-RT	PSBM-12-19A-RT	.752 (19.1)	1000
PSBM-14-01A-RT	PSBM-14-19A-RT	.874 (22.2)	1000

SCBSST
Circuit Board Support, Self-Threading

Richco



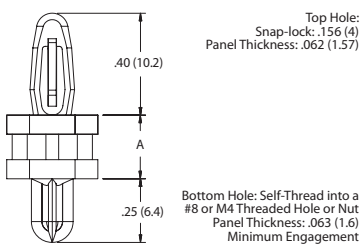

- The threaded hole acts as a die and threads the bottom end when screwed in
- Can be used in either a #8 or M4 threaded hole
- Easily installed by hand with minimal force
- Material: UL94 V-2 Nylon 6/6
- Color: Natural

Item No.	"A" Standoff Height	Bulk Pack Qty.
SCBSST-4-01	1/4 (6.4)	1000
SCBSST-6-01	3/8 (9.5)	1000
SCBSST-8-01	1/2 (12.7)	1000
SCBSST-10-01	5/8 (15.9)	1000
SCBSST-12-01	3/4 (19.1)	1000
SCBSST-14-01	7/8 (22.2)	1000
SCBSST-16-01	1 (25.4)	1000
SCBSST-18-01	1-1/8 (28.6)	1000
SCBSST-22.5-01	1-13/32 (35.7)	1000

MSPMST
Micro Self-Threading Mini Support Post

Richco



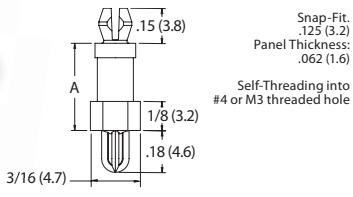

Specifications:

- Material: Nylon 6/6
- Color: Natural
- Flame Class: UL94 V-2

Features:

- Self-threading into #4 or M3 threaded hole

Item No.	A		Bulk Pack Qty.
	In	mm	
MSPMST-2-01	0.125	3.2	1000
MSPMST-3-01	0.188	4.8	1000
MSPMST-4-01	0.250	6.4	1000
MSPMST-5-01	0.313	7.9	1000
MSPMST-6-01	0.375	9.5	1000
MSPMST-7-01	0.438	11.1	1000
MSPMST-8-01	0.500	12.7	1000
MSPMST-9-01	0.563	14.3	1000
MSPMST-10-01	0.625	15.9	1000

Pages 0682 - 0691.indd 682 11/6/2013 4:22:06 PM

PUSH SPACER SUPPORT POSTS

RLCBSB
Metric Reverse Lock Circuit Board Support Push Spacer

Richco



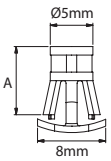

Bottom Hole:
Snap-lock: 5.5mm
Panel Thickness:
.05mm - 1mm

- Mounts from the outside of the chassis
- Material: UL94 V-2 Nylon 6/6
- Color: Natural

Item No.	"A" Standoff Height mm	Bulk Pack Qty.
RLCBSB-5-01	5	1000
RLCBSB-6-01	6	1000
RLCBSB-8-01	8	1000
RLCBSB-10-01	10	1000
RLCBSB-12-01	12	1000
RLCBSB-14-01	14	1000

CBRLSS Series
Reverse Locking Spacers



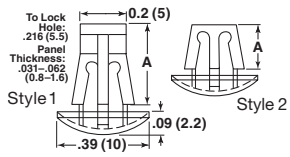

Specifications:
- Material: Nylon 6/6
- Color: Natural
- Flame Class: UL94 V-2

Features:
- Supports heavily loaded circuit boards
- Inserted from the chassis underside
- No fasteners required for mounting due to the one piece design

Item No.	A In	A mm	Style	Bulk Pack Qty.
CBRLSS005A	0.138	3.5	2	1000
CBRLSS010A	0.197	5.0	2	1000
CBRLSS015A	0.250	6.4	1	1000
CBRLSS020A	0.276	7.0	1	1000
CBRLSS025A	0.312	7.9	1	1000
CBRLSS030A	0.335	8.5	1	1000
CBRLSS035A	0.394	10.0	1	1000
CBRLSS040A	0.472	12.0	1	1000
CBRLSS045A	0.500	12.7	1	1000
CBRLSS050A	0.531	13.5	1	1000

Item No.	A In	A mm	Style	Bulk Pack Qty.
CBRLSS055A	0.551	14.0	1	1000
CBRLSS060A	0.598	15.2	1	1000
CBRLSS065A	0.625	15.9	1	1000
CBRLSS070A	0.709	18.0	1	1000
CBRLSS075A	0.750	19.1	1	1000
CBRLSS080A	0.787	20.0	1	1000
CBRLSS085A	0.854	21.7	1	500
CBRLSS090A	0.945	24.0	1	500
CBRLSS095A	1.000	25.4	1	500
CBRLSS100A	1.181	30.0	1	500

RLCBSRS
Reverse Locking Circuit Board Support

Richco



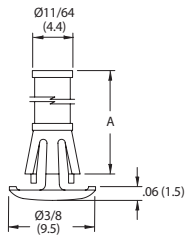

Bottom Hole:
Snap-lock: .187 (4.75)
Panel Thickness:
.059 - .063 (1.5 - 1.6)

- Supports heavily loaded PC boards
- Minimal protrusion under the board
- Inserted from the outside of the chassis
- Material: UL94 V-2 Nylon 6/6
- Color: Natural

Item No.	"A" Standoff Height	Bulk Pack Qty.
RLCBSRS-4-01	1/4 (6.4)	1000
RLCBSRS-5-01	5/16 (7.9)	1000
RLCBSRS-6-01	3/8 (9.5)	1000
RLCBSRS-7-01	7/16 (11.1)	1000
RLCBSRS-8-01	1/2 (12.7)	1000
RLCBSRS-9-01	9/16 (14.3)	1000
RLCBSRS-10-01	5/8 (15.9)	1000

PS/CBPS Series
Push Spacer



Specifications:
- Material: Nylon 6/6
- Color: Natural
- Flame Class: UL94 V-2

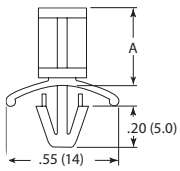

To Lock in Hole.
.187 (4.8)
Panel Thickness:
.031 - .078 (0.8 - 2.0)

Item No. UL94 V-2	Item No. UL94 V-0	A In	A mm	Bulk Pack Qty.
CBPS005A	-	0.138	3.5	1000
PS-3-01	PS-3-19	0.188	4.8	1000
CBPS015A	-	0.236	6.0	1000
PS-4-01	PS-4-19	0.250	6.4	1000
PS-6-01	PS-6-19	0.375	9.5	1000
PS-7-01	PS-7-19	0.500	12.7	1000
PS-8-01	PS-8-19	0.563	14.3	1000
PS-10-01	PS-10-19	0.625	15.9	1000
PS-12-01	PS-12-19	0.750	19.1	1000
PS-14-01	PS-14-19	0.875	22.2	1000
CBPS060A	-	0.945	24.0	1000
CBPS065A	-	1.000	25.4	1000
CBPS070A	-	1.125	28.6	500
CBPS075A	-	1.250	31.8	500
CBPS080A	-	1.375	34.9	500

PSC
Push Spacer with Cushion

Richco

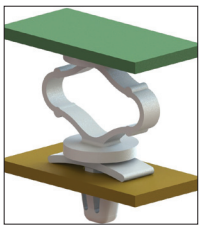

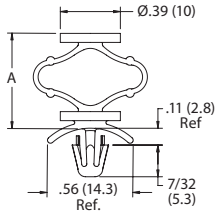

Bottom Hole:
Snap-lock: .187 (4.75)
Panel Thickness:
.031-.078 (0.79-1.98)

- Flexible "spring" spacer absorbs vibration and shock
- Mounts to chassis and supports the PC board
- Material: UL94 HB Impact Modified Nylon 6/6, UV Stabilized
- Color: Natural

Item No.	"A" Spacer Length Uncompressed	Bulk Pack Qty.
PSC-1	3/8 (9.5)	1000
PSC-2	1/2 (12.7)	1000
PSC-3	5/8 (15.9)	1000
PSC-4	3/4 (19.1)	1000

Pages 0682 - 0691.indd 683 11/6/2013 4:22:17 PM

PUSH SPACER SUPPORT POSTS

CBTFS
Threaded Female Locking Supports



Specifications:
- Material: Nylon 6/6
- Color: Natural
- Flame Class: UL94 V-2

Features:
- Threaded female support provides an exceptionally robust hold to the chassis
- Easily disassembled for change or repair in the field

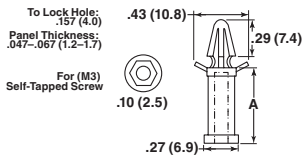

CBTFS Series (Threaded Female Locking Supports) can be used with the following screws:

Threads: M3

SXHM Series - SCSM Series - SPXM Series -
Page: 784 **Page: 787** **Page: 786**



Item No.	A In	A mm	Bulk Pack Qty.
CBTFS005A	0.197	5.0	1000
CBTFS010A	0.250	6.4	1000
CBTFS015A	0.276	7.0	1000
CBTFS020A	0.394	10.0	1000
CBTFS025A	0.591	15.0	1000

Item No.	A In	A mm	Bulk Pack Qty.
CBTFS030A	0.787	20.0	1000
CBTFS035A	0.984	25.0	1000
CBTFS040A	1.181	30.0	1000
CBTFS045A	1.378	35.0	1000

CBPSW Series
Wide Base Push Spacers



Specifications:
- Material: Nylon 6/6
- Color: Natural
- Flame Class: UL94 V-2

Features:
- The wide base design on both ends provides additional support for heavily loaded PCBs.
- Eliminates screws, nuts and lock washers from mounting

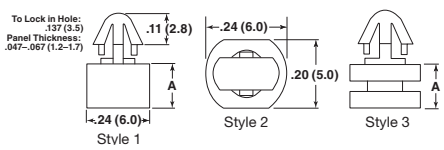

Item No.	A In	A mm	Style	Bulk Pack Qty.
CBPSW005A	0.118	3.0	1	2000
CBPSW010A	0.138	3.5	1	2000
CBPSW015A	0.157	4.0	1	2000
CBPSW020A	0.177	4.5	2	2000
CBPSW025A	0.197	5.0	3	2000
CBPSW030A	0.217	5.5	2	2000

Item No.	A In	A mm	Style	Bulk Pack Qty.
CBPSW035A	0.236	6.0	2	2000
CBPSW040A	0.256	6.5	2	2000
CBPSW045A	0.276	7.0	2	2000
CBPSW050A	0.531	13.5	2	2000
CBPSW055A	1.024	26.0	2	2000

PSM
Mini Push Spacer

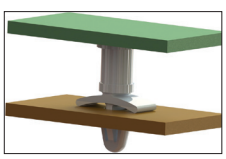

New

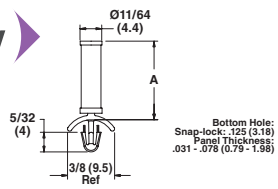

- Supports heavily loaded PC boards
- Often used with Richco LCBS series
- Material: UL94 V-2 Nylon 6/6
- Color: Natural

Item No.	"A" Standoff Height	Bulk Pack Qty.
PSM-2-01	1/8 (3.2)	1000
PSM-3-01	3/16 (4.8)	1000
PSM-4-01	1/4 (6.4)	1000
PSM-5-01	5/16 (7.9)	1000
PSM-6-01	3/8 (9.5)	1000

Item No.	"A" Standoff Height	Bulk Pack Qty.
PSM-7-01	7/16 (11.1)	1000
PSM-8-01	1/2 (12.7)	1000
PSM-9-01	9/16 (14.3)	1000
PSM-10-01	5/8 (15.9)	1000

PSD
Metric Push Spacer



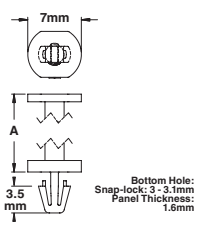

- Sturdy construction supports heavily loaded PCB's
- Allows easy access to underside of board
- Material: Nylon 6/6
- Color: Natural

Item No. Material: UL94 V-2	Item No. Material: UL94 V-0	"A" Standoff Height mm	Bulk Pack Qty.
PSD-4M-01	PSD-4M-19	4	1000
PSD-6M-01	PSD-6M-19	6	1000
PSD-7M-01	PSD-7M-19	7	1000
PSD-8M-01	PSD-8M-19	8	1000
PSD-10M-01	PSD-10M-19	10	1000
PSD-12M-01	PSD-12M-19	12	1000
PSD-14M-01	PSD-14M-19	14	1000
PSD-18M-01	PSD-18M-19	18	1000

CBPS
Push In Spacers



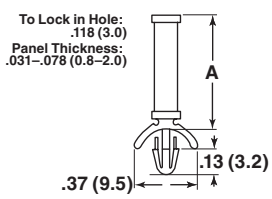

Specifications:
- Material: Nylon 6/6
- Color: Natural
- Flame Class: UL94 V-2

Features:
- The tension wing design offers extra support and a secure fit
- No fasteners required for mounting due to the one-piece design

Item No.	A In	A mm	Bulk Pack Qty.
CBPS105A	0.125	3.2	1000
CBPS110A	0.187	4.8	1000
CBPS115A	0.250	6.4	1000
CBPS120A	0.312	7.9	1000
CBPS125A	0.375	9.5	1000

Item No.	A In	A mm	Bulk Pack Qty.
CBPS130A	0.437	11.1	1000
CBPS135A	0.500	12.7	1000
CBPS140A	0.562	14.3	1000
CBPS145A	0.625	15.9	1000
CBPS150A	0.748	19.0	1000

PST Series
Teardrop Push Spacer



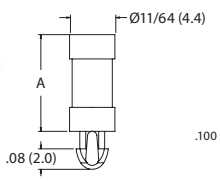

Specifications:
- Material: Nylon 6/6
- Color: Natural
- Flame Class: UL94 V-2

Item No.	A In	A mm	Bulk Pack Qty.
PST-1-01	0.063	1.6	1000
PST-2-01	0.125	3.2	1000
PST-3-01	0.188	4.8	1000
PST-4-01	0.250	6.4	1000
PST-5-01	0.313	7.9	1000

Item No.	A In	A mm	Bulk Pack Qty.
PST-6-01	0.375	9.5	1000
PST-7-01	0.438	11.1	1000
PST-8-01	0.500	12.7	1000
PST-9-01	0.563	14.3	1000
PST-10-01	0.625	15.9	1000

Pages 0682 - 0691.indd 684 11/6/2013 4:22:42 PM

PUSH SPACER & THREADED MALE CIRCUIT BOARD SUPPORTS

PST Series
Teardrop Push Spacer



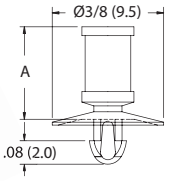

Snap-Lock:
.100 ± .002 (2.5 ± 0.1)
Panel Thickness:
.062 (1.57) Max

Specifications:
- Material: Nylon 6/6
- Color: Natural
- Flame Class: UL94 V-2

Item No.	A In	A mm	Bulk Pack Qty.
CPST-2-01	0.125	3.2	1000
CPST-3-01	0.188	4.8	1000
CPST-4-01	0.250	6.4	1000
CPST-5-01	0.313	7.9	1000
CPST-6-01	0.375	9.5	1000
CPST-7-01	0.438	11.1	1000
CPST-8-01	0.500	12.7	1000
CPST-9-01	0.563	14.3	1000
CPST-10-01	0.625	15.9	1000

LCBS/SCBSM/MSCBS/SCBS Series
Threaded Male Locking Support



Specifications:
- Material: Nylon 6/6
- Color: Natural

CBTMS Series (Threaded Supports) can be used with the following nuts:

Threads: 6-32, 8-32		Threads: M4	
HN Series - Page: 813	NLH Series - Page: 814	NHS Series - Page: 813	NHSM Series - Page: 813



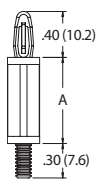

Snap-Lock:
.156 ± .003 (4.0 ± 0.1)
Panel Thickness:
.062 (1.6)

Bottom Hole:
#6-32 Thread

Type 1

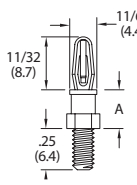

Snap-Lock:
.125 (3.2)
Panel Thickness:
.062 (1.6)

Type 2

#6-32

Type 1 Item No. UL94 V-2	Type 1 Item No. UL94 V-0	Type 2 Item No. UL94 V-2	A Inch	A mm	Bulk Pack Qty.
-	-	SCBSM-632-2-01	0.125	3.2	1000
-	-	SCBSM-632-3-01	0.188	4.8	1000
LCBS-TM-4-01	LCBS-TM-4-19	SCBSM-632-4-02	0.250	6.4	1000
-	-	SCBSM-632-5-01	0.313	7.9	1000
LCBS-TM-6-01	LCBS-TM-6-19	SCBSM-632-6-01	0.375	9.5	1000
-	-	SCBSM-632-7-01	0.438	11.1	1000
LCBS-TM-8-01	LCBS-TM-8-19	SCBSM-632-8-01	0.500	12.7	1000
-	-	SCBSM-632-9-01	0.563	14.3	1000
LCBS-TM-10-01	LCBS-TM-10-19	SCBSM-632-10-01	0.625	15.9	1000
LCBS-TM-12-01	LCBS-TM-12-19	-	0.750	19.1	1000
LCBS-TM-14-01	LCBS-TM-14-19	-	0.875	22.2	1000
LCBS-TM-16-01	LCBS-TM-16-19	-	1.000	25.4	1000

M4

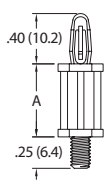

Snap-Lock:
.156 (4.0)
Panel Thickness:
.062 (1.6)

Item No. UL94 V-2	A In	A mm	Bulk Pack Qty.
MSCBS-4-01	0.250	6.4	1000
MSCBS-6-01	0.375	9.5	1000
MSCBS-8-01	0.500	12.7	1000
MSCBS-10-01	0.625	15.9	1000
MSCBS-12-01	0.750	19.1	1000
MSCBS-14-01	0.875	22.2	1000
CBTMS030A	0.937	23.8	1000
MSCBS-16-01	1.000	25.4	1000
MSCBS-18-01	1.125	28.6	1000
MSCBS-22.5-01	1.406	35.7	1000

#8-32

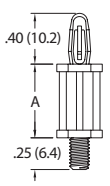

Snap-Lock:
.156 (4.0)
Panel Thickness:
.062 (1.6)

Item No. UL94 V-2	A In	A mm	Bulk Pack Qty.
SCBS-4-01	0.250	6.4	1000
SCBS-6-01	0.375	9.5	1000
SCBS-8-01	0.500	12.7	1000
SCBS-10-01	0.625	15.9	1000
SCBS-12-01	0.750	19.1	1000
SCBS-14-01	0.875	22.2	1000
SCBS-16-01	1.000	25.4	1000
SCBS-18-01	1.125	28.6	1000
SCBS-22.5-01	1.406	35.7	1000

SCBST
Studded Circuit Board Support, Teardrop



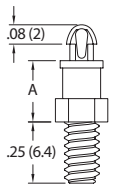

Top Hole:
Snap-lock: .100 (2.54)
Panel Thickness: .064 (1.63)

Bottom Hole:
#6-32 Male Thread

- Secure using nylon hex nut item number HN-6-32-01 (see page 813)
- PC board locks securely in place with minimal protrusion
- Material: UL94 V-2 Nylon 6/6
- Color: Natural

Item No.	"A" Standoff Height	Bulk Pack Qty.
SCBST-2-01	1/8 (3.2)	1000
SCBST-3-01	3/16 (4.8)	1000
SCBST-4-01	1/4 (6.4)	1000
SCBST-5-01	5/16 (7.9)	1000
SCBST-6-01	3/8 (9.5)	1000
SCBST-7-01	7/16 (11.1)	1000
SCBST-8-01	1/2 (12.7)	1000
SCBST-9-01	9/16 (14.3)	1000
SCBST-10-01	5/8 (15.9)	1000

Pages 0682 - 0691.indd 685 11/6/2013 4:22:52 PM

THREADED MALE CIRCUIT BOARD SUPPORTS

HMSP-TM
Hex Mini Support Post

Richco



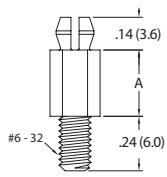

Snap-Fit:
.152 (3.9)
Panel Thickness:
.062 (1.6)

Specifications:
- Material: Nylon 6/6
- Color: Natural
- Flame Class: UL94 V-2

HMSP Series (Hex Mini Support Posts) can be used with the following nuts:

Threads: 6-32

HN Series -	NHL Series -	NHS Series -
Page: 813	Page: 814	Page: 813



Item No.	A In	A mm	Bulk Pack Qty.
HMSP-TM-2-01	0.125	3.2	1000
HMSP-TM-3-01	0.188	4.8	1000
HMSP-TM-4-01	0.250	6.4	1000
HMSP-TM-6-01	0.375	9.5	1000
HMSP-TM-8-01	0.500	12.7	1000
HMSP-TM-10-01	0.625	15.9	1000
HMSP-TM-12-01	0.750	19.1	1000
HMSP-TM-14-01	0.875	22.2	1000

CBS-TM
Circuit Board Support, Threaded Male

Richco

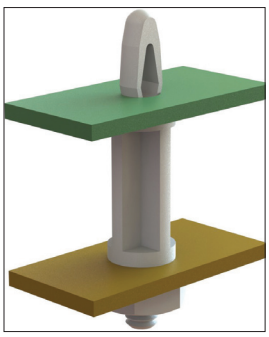

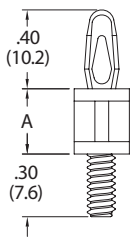

Top Hole:
Snap-fit: .156 (4)
Panel Thickness:
.062 (1.57)

Bottom Hole:
#6-32 Male Thread

- Secure using nylon hex nut item number HN-6-32-01 (see page 813)
- Material: Nylon 6/6
- Color: Natural

Item No. UL94 V-2	Item No. UL94 V-0	"A" Standoff Height	Bulk Pack Qty.
CBS-TM-4-01	CBS-TM-4-19	1/4 (6.4)	1000
CBS-TM-6-01	CBS-TM-6-19	3/8 (9.5)	1000
CBS-TM-8-01	CBS-TM-8-19	1/2 (12.7)	1000
CBS-TM-10-01	CBS-TM-10-19	5/8 (15.9)	1000
CBS-TM-12-01	CBS-TM-12-19	3/4 (19.1)	1000
CBS-TM-14-01	CBS-TM-14-19	7/8 (22.2)	1000
CBS-TM-16-01	CBS-TM-16-19	1 (25.4)	1000
CBS-TM-18-01	CBS-TM-18-19	1 1/8 (28.6)	1000
CBS-TM-20-01	CBS-TM-20-19	1 1/4 (31.8)	1000
CBS-TM-22-01	CBS-TM-22-19	1 3/8 (34.9)	1000
CBS-TM-24-01	CBS-TM-24-19	1 1/2 (38.1)	1000

SRSCBS
Snap Rivet Studded Circuit Board Support

Richco



Rivet Table	
Use Richco Rivet Item No.	For Chassis Thickness
SR-4050	.026-.062 (0.7-1.6)
SR-4060	.062-.105 (1.5-2.7)
SR-4070	.105-.145 (2.7-3.7)
SR-4080	.145-.184 (3.7-4.7)
SR-4090	.184-.223 (4.7-5.7)
SR-4100	.223-.263 (5.7-6.7)
SR-4120	.282-.341 (7.2-8.7)

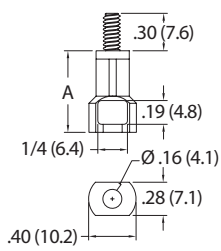

Top Hole:
#6-32 Male Thread

Bottom Hole:
Snap Rivet:
.161 - .165 (4.1 - 4.2)
Panel Thickness:
See Rivet Table

- Designed to mount easily on chassis with plastic SR rivet sold separately (see Rivet Table)
- Mounts to PC board with nylon hex nut, item number HN-6-32-01 (see page 813)
- Allows mounting to a range of panel thicknesses; up to .341" thick
- Button head on rivet for minimal protrusion on chassis underside
- Material: UL94 V-2 Nylon 6/6
- Color: Natural

Item No.	"A" Standoff Height	Bulk Pack Qty.
SRSCBS-6-01	3/8 (9.5)	1000
SRSCBS-7-01	7/16 (11.1)	1000
SRSCBS-8-01	1/2 (12.7)	1000
SRSCBS-10-01	5/8 (15.9)	1000
SRSCBS-12-01	3/4 (19.1)	1000
SRSCBS-14-01	7/8 (22.2)	1000
SRSCBS-16-01	1 (25.4)	1000

Pages 0682 - 0691.indd 686 11/6/2013 4:22:59 PM

MFTS Series
Male & Female Threaded Standoff



CBMFTS Series (Threaded Standoffs) can be used with the following screws and nuts:

Threads: 4-40, 6-32

SCREWS:			NUTS:		
SPS Series - Page: 786	**SPX Series - Page: 786**	**SPXM Series - Page: 786**	**NLH Series - Page: 814**	**NHS Series - Page: 813**	**NHSM Series - Page: 813**



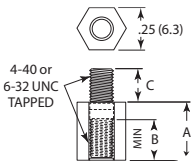

Specifications:
- Material: Nylon 6/6
- Color: Natural
- Flame Class: UL94 V-2

Item No.		A		B (Min)		C (Min)		Bulk Pack
#4-40	#6-32	In	mm	In	mm	In	mm	Qty.
—	CBMFTS105A	0.197	5.0	0.118	3.0	0.236	6.0	1000
—	CBMFTS110A	0.217	5.5	0.138	3.5	0.236	6.0	1000
—	CBMFTS115A	0.236	6.0	0.157	4.0	0.236	6.0	1000
—	CBMFTS120A	0.248	6.3	0.157	4.0	0.236	6.0	1000
MFTS4-4-48	MFTS6-4-48	0.250	6.4	0.150	3.8	0.188	4.8	1000
CBMFTS010A	—	0.276	7.0	0.190	4.8	0.190	4.8	1000
MFTS4-5-48	MFTS6-5-48	0.313	7.9	0.220	5.6	0.250	6.4	1000
—	CBMFTS125A	0.315	8.0	0.236	6.0	0.236	6.0	1000
—	CBMFTS130A	0.354	9.0	0.236	6.0	0.236	6.0	1000
CBMFTS015A	MFTS6-6-48	0.375	9.5	0.250	6.4	0.250	6.4	1000
—	CBMFTS135A	0.394	10.0	0.236	6.0	0.236	6.0	1000
—	CBMFTS140A	0.433	11.0	0.236	6.0	0.236	6.0	1000
—	MFTS6-7-48	0.438	11.1	0.250	6.4	0.250	6.4	1000
—	CBMFTS145A	0.472	12.0	0.236	6.0	0.236	6.0	1000
CBMFTS020A	MFTS6-8-48	0.500	12.7	0.236	6.0	0.250	6.4	1000
CBMFTS025A	CBMFTS155A	0.625	15.9	0.236	6.0	0.236	6.0	1000
—	MFTS6-11-48	0.688	17.5	0.250	6.4	0.250	6.4	1000
CBMFTS030A	CBMFTS160A	0.750	19.1	0.236	6.0	0.236	6.0	1000
—	MFTS6-16-48	1.000	25.4	0.250	6.4	0.250	6.4	1000
CBMFTS035A	—	1.130	28.7	0.236	6.0	0.190	4.8	1000
—	MFTS6-20-48	1.250	31.8	0.250	6.4	0.250	6.4	1000

CBS-TFM
Circuit Board Support Threaded Female-Male

Richco



New

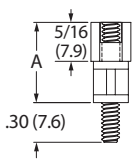

Top Hole:
#6-32 Female Thread

Bottom Hole:
#6-32 Male Thread

- Both ends can be secured with nylon nuts and/or screws. See Fasteners section for details.
- Material: Nylon 6/6
- Color: Natural

Item No.		"A" Standoff Height	Bulk Pack Qty.
UL94 V-2	UL94 V-0		
CBS-TFM-6-01	CBS-TFM-6-19	3/8 (9.5)	1000
CBS-TFM-8-01	CBS-TFM-8-19	1/2 (12.7)	1000
CBS-TFM-10-01	CBS-TFM-10-19	5/8 (15.9)	1000
CBS-TFM-12-01	CBS-TFM-12-19	3/4 (19.1)	1000
CBS-TFM-14-01	CBS-TFM-14-19	7/8 (22.2)	1000
CBS-TFM-16-01	CBS-TFM-16-19	1 (25.4)	1000

Pages 0682 - 0691.indd 687 11/6/2013 4:23:08 PM

MALE / FEMALE THREADED STANDOFFS

CBMFTS/NTS Series
Male & Female Threaded Standoff



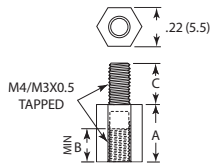

Specifications:
- Material: Nylon 6/6
- Color: Natural
- Flame Class: UL94 V-2

CBMFTS Series (Threaded Standoffs) can be used with the following screws and nuts:

Threads: M3 & M4

SCREWS: NUTS:

SXHM Series - Page: 784 | **SCSM Series - Page: 787** | **SPXM Series - Page: 786** | **NHSM Series - Page: 813**



Item No.		A		B (Min)		C (Min)		Bulk Pack
M3	M4	In	mm	In	mm	In	mm	Qty.
CBMFTS205A	—	0.197	5.0	0.118	3.0	0.236	6.0	1000
CBMFTS210A	—	0.236	6.0	0.157	4.0	0.236	6.0	1000
NTS-7	—	0.276	7.0	0.240	6.1	0.250	6.4	1000
CBMFTS220A	—	0.295	7.5	0.197	5.0	0.236	6.0	1000
NTS-8	—	0.315	8.0	0.240	6.1	0.250	6.4	1000
CBMFTS230A	—	0.354	9.0	0.236	6.0	0.236	6.0	1000
NTS-10	—	0.394	10.0	0.310	7.9	0.236	6.0	1000
CBMFTS240A	—	0.413	10.5	0.236	6.0	0.236	6.0	1000
NTS-11	—	0.433	11.0	0.310	7.9	0.236	6.0	1000
CBMFTS250A	—	0.472	12.0	0.236	6.0	0.236	6.0	1000
NTS-12	—	0.500	12.7	0.390	9.9	0.250	6.4	1000
CBMFTS260A	—	0.512	13.0	0.236	6.0	0.236	6.0	1000
CBMFTS265A	—	0.551	14.0	0.236	6.0	0.236	6.0	1000
CBMFTS270A	NTS-15A	0.591	15.0	0.236	6.0	0.236	6.0	1000
NTS-16	—	0.630	16.0	0.390	9.9	0.236	6.0	1000
CBMFTS280A	—	0.650	16.5	0.236	6.0	0.236	6.0	1000
CBMFTS285A	—	0.669	17.0	0.236	6.0	0.236	6.0	1000
NTS-17.5	—	0.690	17.5	0.390	9.9	0.236	6.0	1000
CBMFTS290A	—	0.709	18.0	0.236	6.0	0.236	6.0	1000
CBMFTS295A	—	0.728	18.5	0.236	6.0	0.236	6.0	1000
CBMFTS300A	NTS-19	0.748	19.0	0.236	6.0	0.220	5.6	1000
NTS-20	—	0.787	20.0	0.390	9.9	0.236	6.0	1000
CBMFTS310A	—	0.827	21.0	0.236	6.0	0.236	6.0	1000
CBMFTS315A	—	0.866	22.0	0.236	6.0	0.236	6.0	1000
CBMFTS320A	—	0.965	24.5	0.236	6.0	0.236	6.0	1000
NTS-25	—	0.984	25.0	0.390	9.9	0.260	6.6	1000
CBMFTS330A	—	1.063	27.0	0.236	6.0	0.236	6.0	500
CBMFTS335A	—	1.181	30.0	0.236	6.0	0.236	6.0	1000
CBMFTS340A	—	1.299	33.0	0.236	6.0	0.236	6.0	1000
CBMFTS345A	—	1.378	35.0	0.236	6.0	0.236	6.0	1000
—	NTS-37	1.160	37.1	0.345	8.0	0.220	5.6	200

HTSN-2
M3, M4 Metric Hex Male/Female Threaded Standoff



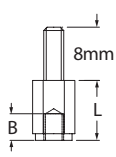

Top Hole: Metric Threaded Male

Bottom Hole: Metric Threaded Female

- Both ends are threaded and can be secured with nylon nuts and screws. See pages 784 - 788, 814 and 815.
- Material: UL94 HB Nylon 6/6
- Color: Black

Item No.	Thread	Across Flats mm	"L" Standoff Height mm	Bulk Pack Qty.
HTSN-M3-6-6-2	M3	6	6	500
HTSN-M3-8-6-2	M3	6	8	500
HTSN-M3-10-6-2	M3	6	10	500
HTSN-M4-6-8-2	M4	8	6	500
HTSN-M4-8-8-2	M4	8	8	500
HTSN-M4-10-8-2	M4	8	10	500

Pages 0682 - 0691.indd 688 11/6/2013 4:23:15 PM

METAL MALE / FEMALE THREADED STANDOFFS

BTS Series
Brass Male/Female Threaded Standoff



BTS Series (Threaded Standoffs) can be used with the following screws and nuts:

Threads: 4-40, 6-32, 8-32

SCREWS:

SPS Series - Page: 786



SPX Series - Page: 786



NUTS:

NLH Series - Page: 814



NHS Series - Page: 813



NHS Series - Page: 813



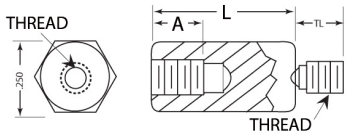

Thread Size	TL External	A Internal
4-40	.187	0.250
6-32	.250	0.375
8-32	.375	0.375

Specifications:

- Material: Brass with Nickel Plating

Item No.	Thread	L In.	Bulk Pack Qty.
BTS005A	4-40	0.250	500
BTS010A	4-40	0.375	500
BTS015A	4-40	0.500	500
BTS020A	4-40	0.625	500
BTS025A	4-40	0.750	500
BTS030A	4-40	0.875	250
BTS035A	4-40	1.000	250
BTS040A	4-40	1.250	100
BTS045A	4-40	1.500	100
BTS105A	6-32	0.250	500
BTS110A	6-32	0.375	500
BTS115A	6-32	0.500	500
BTS120A	6-32	0.625	500
BTS125A	6-32	0.750	500

Item No.	Thread	L In.	Bulk Pack Qty.
BTS130A	6-32	0.875	250
BTS135A	6-32	1.000	250
BTS140A	6-32	1.250	100
BTS145A	6-32	1.500	100
BTS205A	8-32	0.250	500
BTS210A	8-32	0.375	500
BTS215A	8-32	0.500	500
BTS220A	8-32	0.625	500
BTS225A	8-32	0.750	500
BTS230A	8-32	0.875	250
BTS235A	8-32	1.000	250
BTS240A	8-32	1.250	100
BTS245A	8-32	1.500	100

¼" Hex Male/Female Threaded Standoffs
Aluminum - Brass - Stainless Steel

Aluminum is plain finished. Brass is clear chromate zinc plated.



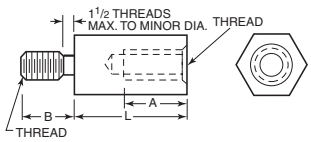

Aluminum Item No.	Brass Item No.	Stainless Item No.	Thread	A	B	L	Pack Qty.
RAF-602	—	—	4-40	.137	3/16	1/4	1
RAF-604	—	—	4-40	1/4	3/16	3/8	1
RAF-606	RAF-706	RAF-806	4-40	1/4	3/16	1/2	1
RAF-608	—	—	4-40	1/4	3/16	5/8	1
RAF-614	—	—	4-40	1/4	3/16	1	1
RAF-616	—	—	4-40	1/4	3/16	1 1/4	1
RAF-620	—	—	6-32	1/4	1/4	3/8	1
RAF-622	—	RAF-822	6-32	3/8	1/4	1/2	1
—	—	RAF-824	6-32	3/8	1/4	5/8	1
—	—	RAF-826	6-32	3/8	1/4	3/4	1
—	—	RAF-828	6-32	3/8	1/4	7/8	1
RAF-630	—	RAF-830	6-32	3/8	1/4	1	1
RAF-638	—	—	8-32	3/8	3/8	1/2	1
—	RAF-742	—	8-32	7/16	3/8	3/4	1
RAF-646	—	RAF-846	8-32	7/16	3/8	1	1
RAF-648	—	RAF-848	8-32	7/16	3/8	1 1/4	1

Spacers & Standoffs
6mm Hex Male/Female Threaded Standoffs

Made from brass, clear chromate zinc plated. Dimensions are in millimeters.



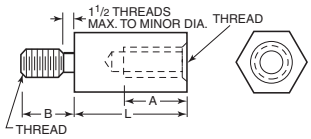

Item No.	Thread	A	B	L	Pack Qty.	Item No.	Thread	A	B	L	Pack Qty.
RAF-1158	M3 x .5	2.8	4.76	6	1	RAF-1176	M3.5 x .6	6.5	6.35	10	1
RAF-1160	M3 x .5	6.4	4.76	10	1	RAF-1182	M3.5 x .6	9.5	6.35	19	1
RAF-1162	M3 x .5	6.4	4.76	13	1	RAF-1190	M4 x .7	4.0	9.53	6	1
RAF-1164	M3 x .5	6.4	4.76	16	1	RAF-1194	M4 x .7	9.0	9.53	13	1
RAF-1166	M3 x .5	6.4	4.76	19	1	RAF-1196	M4 x .7	11.1	9.53	16	1
RAF-1172	M3 x .5	6.4	4.76	31	1	RAF-1202	M4 x .7	11.1	9.53	25	1

Spacers & Standoffs
3/16" Hex Jack Screws

Made of steel with yellow chromate zinc finish. Each jack screw comes with two #4 flat washers, one #4 lock washer and one #4-40 hex nut.



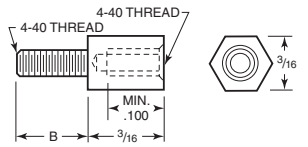

Item No.	B	Pack Qty.	Item No.	B	Pack Qty.
RAF-901	3/16	1	RAF-906	.500	1
RAF-902	.250	1	RAF-907	.563	1
RAF-903	5/16	1	RAF-908	.625	1
RAF-904	.375	1	RAF-909	.688	1
RAF-905	7/16	1	RAF-910	3/4	1

Pages 0682 - 0691.indd 689 11/6/2013 4:23:24 PM

MALE/MALE & FEMALE/FEMALE THREADED STANDOFFS

CBS-TMM
Threaded Male Spacer

Richco



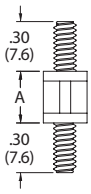

- Both ends can be secured with a nylon hex nut item number HN-6-32-01 (see page 813)
- Material: UL94 V-2 Nylon 6/6
- Color: Natural

Item No.	"A" Standoff Height	Bulk Pack Qty.
CBS-TMM-2-01	1/8 (3.2)	1000
CBS-TMM-4-01	1/4 (6.4)	1000
CBS-TMM-6-01	3/8 (9.5)	1000
CBS-TMM-8-01	1/2 (12.7)	1000
CBS-TMM-10-01	5/8 (15.9)	1000
CBS-TMM-12-01	3/4 (19.1)	1000
CBS-TMM-14-01	7/8 (22.2)	1000
CBS-TMM-16-01	1 (25.4)	1000

HTSN-3
Metric Hex Male/Male Threaded Standoff



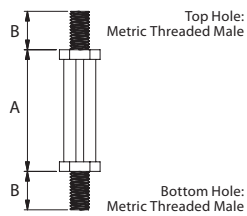

- Both ends can be secured with a nylon hex nut (see page 813)
- Material: UL94 HB Nylon 6/6
- Color: Black

Item No.	Thread	"A" Standoff Height mm	"B" mm	Across Flats mm	Bulk Pack Qty.
HTSN-M3-6-3	M3	6	6	6	500
HTSN-M3-8-3	M3	8	6	6	500
HTSN-M3-10-3	M3	10	6	6	500
HTSN-M4-6-3	M4	6	6.4	6	500
HTSN-M4-8-3	M4	8	6.4	6	500
HTSN-M4-10-3	M4	10	6.4	6	500

HNSM
Metric Hex Threaded Standoff



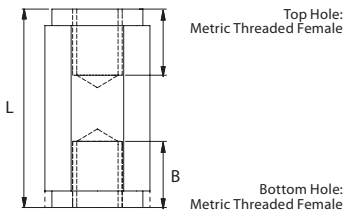

- Internal threads mounted with an M3 or M4 screw
- Material: 25% Glass Filled Nylon 6
- Color: Black

Item No.	Thread	Across Flats mm	"L" Standoff Height mm	"B" mm	Bulk Pack Qty.
HNSM3-13-5.5-1	M3	5.5	13	10 Max	500
HNSM3-20-5.5-1	M3	5.5	20	10 Max	500
HNSM3-30-5.5-1	M3	5.5	30	10 Max	500
HNSM4-13-8-1	M4	8	13	10 Max	500
HNSM4-20-8-1	M4	8	20	10 Max	500
HNSM4-30-8-1	M4	8	30	10 Max	500

Pages 0682 - 0691.indd 690 11/6/2013 4:23:29 PM

FEMALE / FEMALE THREADED STANDOFFS

HTS/CBTS Series
Threaded Standoff



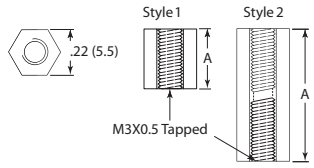

CBTS Series (Threaded Standoffs) can be used with the following screws:

Threads: 4-40, 6-32
SCREWS:
SPS Series - Page: 786
SPX Series - Page: 786

Threads: M3 & M4
SCREWS:
SXHM Series - Page: 784
SCSM Series - Page: 787
SPXM Series - Page: 786



Specifications:
- Material: Nylon 6/6
- Color: Natural
- Flame Class: UL94 V-2

Size	C
#4	0.250
#6	0.250
M3	0.217

Item No.				A		Bulk Pack Qty.
#4	#6	#8	M3	In	mm	
—	—	—	**CBTS005A**	0.157	4.0	1000
—	—	—	**CBTS010A**	0.197	5.0	1000
—	—	—	**CBTS015A**	0.236	6.0	1000
HTS4-4-48	**HTS6-4-48**	—	**MTS-6**	0.250	6.4	1000
—	—	—	**CBTS020A**	0.276	7.0	1000
HTS4-5-48	—	—	—	0.313	7.9	1000
—	—	—	**MTS-8**	0.315	8.0	1000
—	—	—	**CBTS030A**	0.354	9.0	1000
HTS4-6-48	**HTS6-6-48**	—	**CBTS035A**	0.375	9.5	1000
—	—	—	**MTS-10S**	0.394	10.0	1000
—	—	—	**MTS-10**	0.413	10.5	1000
—	—	—	**MTS-11**	0.433	11.0	1000
HTS4-7-48	**HTS6-7-48**	—	—	0.437	11.1	1000
—	—	—	**MTS-12**	0.472	12.0	1000
HTS4-8-48	**HTS6-8-48**	—	**CBTS060A**	0.500	12.7	1000
—	—	—	**MTS-13**	0.504	12.8	1000
—	—	—	**CBTS065A**	0.531	13.5	1000
—	—	—	**MTS-14**	0.551	14.0	1000
—	**HTS6-9-48**	—	—	0.563	14.3	1000
—	—	—	**CBTS075A**	0.591	15.0	1000
HTS4-10-48	**HTS6-10-48**	**HTS8-10-48**	—	0.625	15.9	1000

Item No.				A		Bulk Pack Qty.
#4	#6	#8	M3	In	mm	
—	—	—	**MTS-16**	0.630	16.0	1000
—	—	—	**CBTS085A**	0.669	17.0	1000
—	—	—	**CBTS090A**	0.709	18.0	1000
—	—	—	**MTS-18**	0.717	18.2	1000
—	—	—	**CBTS095A**	0.748	19.0	1000
—	—	—	**CBTS100A**	0.787	20.0	1000
—	—	—	**MTS-20**	0.791	20.1	1000
—	—	—	**CBTS105A**	0.866	22.0	1000
—	—	—	**CBTS110A**	0.945	24.0	1000
—	—	—	**CBTS115A**	0.984	25.0	1000
—	**HTS6-16-48**	—	—	1.000	25.4	1000
—	—	—	**CBTS120A**	1.063	27.0	1000
—	—	—	**MTS-30**	1.181	30.0	1000
—	—	—	**CBTS130A**	1.260	32.0	1000
—	—	—	**CBTS135A**	1.496	38.0	1000
—	—	—	**CBTS140A**	1.575	40.0	1000
—	—	—	**CBTS145A**	1.654	42.0	1000
—	—	—	**CBTS150A**	1.772	45.0	1000
—	—	—	**CBTS155A**	1.929	49.0	1000
—	—	—	**CBTS160A**	2.047	52.0	1000

HS
Hex Self Tapping Spacer

Richco





Hole:
For #4, #6 or #8
Self Tapping Screw

- Mounted with a metal self-tapping screw that threads the plastic
- Material: UL94 V-0 CPVC
- Color: Grey

Item No.	Self Tapping Screw	"L" Spacer Length	ID	Across Flats	Bulk Pack Qty.
HS-4-3	#4	3/8 (9.5)	.102 (2.6)	.187 (4.8)	1,000
HS-4-4	#4	1/2 (12.7)	.102 (2.6)	.187 (4.8)	1,000
HS-4-6	#4	3/4 (19.1)	.102 (2.6)	.187 (4.8)	1,000
HS-4-7	#4	7/8 (22.2)	.102 (2.6)	.187 (4.8)	1,000
HS-4-8	#4	1 (25.4)	.102 (2.6)	.187 (4.8)	1,000
HS-6-4	#6	1/2 (12.7)	.110 (2.8)	.250 (6.4)	1,000
HS-6-5	#6	5/8 (15.9)	.110 (2.8)	.250 (6.4)	1,000
HS-6-6	#6	3/4 (19.1)	.110 (2.8)	.250 (6.4)	1,000
HS-6-7	#6	7/8 (22.2)	.110 (2.8)	.250 (6.4)	1,000
HS-6-8	#6	1(25.4)	.110 (2.8)	.250 (6.4)	1,000
HS-6-10	#6	1-1/4 (31.8)	.110 (2.8)	.250 (6.4)	500
HS-6-12	#6	1-1/2 (38.1)	.110 (2.8)	.250 (6.4)	500
HS-6-14	#6	1-3/4 (44.5)	.110 (2.8)	.250 (6.4)	500
HS-8-8	#8	1(25.4)	.141 (3.6)	.375 (9.5)	1,000
HS-8-14	#8	1-3/4 (44.5)	.141 (3.6)	.375 (9.5)	500
HS-8-16	#8	2 (50.8)	.141 (3.6)	.375 (9.5)	500
HS-8-24	#8	3 (76.2)	.141 (3.6)	.375 (9.5)	500

Pages 0682 - 0691.indd 691 11/6/2013 4:23:37 PM

LOW VOLTAGE INSULATORS

TN Series
Low Voltage Insulator



Specifications:

- Spacer Material: Nylon 6/6
- Insert Material: Brass
- Color: Natural
- Flame Class: UL94 V-2

Features:

- Voltage breakdown: >45,000 volts (>360 Volts/ Mil) per ASTM-D-149-97A

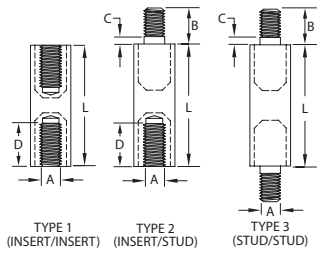

Thread Size	A	B	C	D
#6-32	0.250	0.250	0.063	0.172
#8-32	0.375	0.250	0.063	0.188
#10-24	0.500	0.281	0.094	0.188
1/4"-20	0.625	0.875	0.125	0.328

#6 - 32

Item No. Type 1	Type 2	Type 3	L In	L mm	Bulk Pack Qty.
TN4-12-632-1	TN4-12-632-2	TN4-12-632-3	0.750	19.1	100
TN4-16-632-1	TN4-16-632-2	TN4-16-632-3	1.000	25.4	1000
TN4-20-632-1	TN4-20-632-2	TN4-20-632-3	1.250	31.8	1000

Item No. Type 1	Type 2	Type 3	L In	L mm	Bulk Pack Qty.
TN4-24-632-1	TN4-24-632-2	TN4-24-632-3	1.500	38.1	100
TN4-28-632-1	TN4-28-632-2	TN4-28-632-3	1.750	44.5	100
TN4-32-632-1	TN4-28-632-2	TN4-28-632-3	2.000	50.8	100

#8 - 32

Item No. Type 1	Type 2	Type 3	L In	L mm	Bulk Pack Qty.
TN6-16-832-1	TN6-16-832-2	TN6-16-832-3	1.000	25.4	100
TN6-20-832-1	TN6-20-832-2	TN6-20-832-3	1.250	31.8	100
TN6-24-832-1	TN6-24-832-2	TN6-24-832-3	1.500	38.1	100
TN6-40-832-1	TN6-40-832-2	TN6-40-832-3	2.500	63.5	100

Item No. Type 1	Type 2	Type 3	L In	L mm	Bulk Pack Qty.
TN6-28-832-1	TN6-28-832-2	TN6-28-832-3	1.750	44.5	100
TN6-32-832-1	TN6-32-832-2	TN6-32-832-3	2.000	50.8	100
TN6-36-832-1	TN6-36-832-2	TN6-36-832-3	2.250	57.2	100

#10 - 24

Item No. Type 1	Type 2	Type 3	L In	L mm	Bulk Pack Qty.
TN8-14-1024-1	TN8-14-1024-2	TN8-14-1024-3	0.875	22.2	100
TN8-20-1024-1	TN8-20-1024-2	TN8-20-1024-3	1.250	31.8	100
TN8-24-1024-1	TN8-24-1024-2	TN8-24-1024-3	1.500	38.1	100
TN8-28-1024-1	TN8-28-1024-2	TN8-28-1024-3	1.750	44.5	100

Item No. Type 1	Type 2	Type 3	L In	L mm	Bulk Pack Qty.
TN8-32-1024-1	TN8-32-1024-2	TN8-32-1024-3	2.000	50.8	100
TN8-36-1024-1	TN8-36-1024-2	TN8-36-1024-3	2.250	57.2	100
TN8-40-1024-1	TN8-40-1024-2	TN8-40-1024-3	2.500	63.5	100

1/4"-20

Item No. Type 1	Type 2	Type 3	L In	L mm	Bulk Pack Qty.
TN10-20-1/420-1	TN10-20-1/420-2	TN10-20-1/420-3	1.250	31.8	100
TN10-24-1/420-1	TN10-24-1/420-2	TN10-24-1/420-3	1.500	38.1	100
TN10-28-1/420-1	TN10-28-1/420-2	TN10-28-1/420-3	1.750	44.5	100

Item No. Type 1	Type 2	Type 3	L In	L mm	Bulk Pack Qty.
TN10-32-1/420-1	TN10-32-1/420-2	TN10-32-1/420-3	2.000	50.8	100
TN10-36-1/420-1	TN10-36-1/420-2	TN10-36-1/420-3	2.250	57.2	100
TN10-40-1/420-1	TN10-40-1/420-2	TN10-40-1/420-3	2.500	63.5	100

TNM
Metric Low Voltage Insulators



- Voltage Breakdown > 45,000 volts (>360 Volts/Mil) per ASTM-D-149-97A
- For use where high mechanical strength is required
- Provides sturdy, insulated spacing for high power electronic applications
- Material: Spacer: UL94 V-2 Nylon 6/6
- Color: Natural
- Inserts: Brass

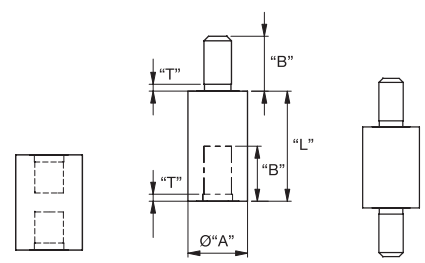

Style 1 (Insert/Insert) **Style 2 (Insert/Stud)** **Style 3 (Stud/Stud)**

Item No.	Thread	Style	"L" Standoff Height mm"	"A" mm	"B" Stud Length mm	"T" mm	Bulk Pack Qty.
TNM2-6.5-14-1	M2	1	14	6.5	6	0.06	100
TNM2-6.5-14-2	M2	2	14	6.5	6	0.06	100
TNM2-6.5-14-3	M2	3	14	6.5	6	0.06	100
TNM2.5-6.5-10-1	M2.5	1	10	6.5	6	0.68	100
TNM2.5-6.5-10-2	M2.5	2	10	6.5	6	0.68	100
TNM2.5-6.5-10-3	M2.5	3	10	6.5	6	0.68	100
TNM3-6.5-10-1	M3	1	10	6.5	6	0.75	100
TNM3-6.5-10-2	M3	2	10	6.5	6	0.75	100
TNM3-6.5-10-3	M3	3	10	6.5	6	0.75	100
TNM3-6.5-13-1	M3	1	13	6.5	6	0.75	100
TNM3-6.5-13-2	M3	2	13	6.5	6	0.75	100
TNM3-6.5-13-3	M3	3	13	6.5	6	0.75	100
TNM3-8-14-1	M3	1	14	8	6	0.75	100
TNM3-8-14-2	M3	2	14	8	6	0.75	100
TNM3-8-14-3	M3	3	14	8	6	0.75	100

Item No.	Thread	Style	"L" Standoff Height mm"	"A" mm	"B" Stud Length mm	"T" mm	Bulk Pack Qty.
TNM3-6.5-25-1	M3	1	25	6.5	6	0.75	100
TNM3-6.5-25-2	M3	2	25	6.5	6	0.75	100
TNM3-6.5-25-3	M3	3	25	6.5	6	0.75	100
TNM3-6.5-75-1	M3	1	75	6.5	6	0.75	100
TNM3-6.5-75-2	M3	2	75	6.5	6	0.75	100
TNM3-6.5-75-3	M3	3	75	6.5	6	0.75	100
TNM4-8-12.7-1	M4	1	12.7	8	6	1.05	100
TNM4-8-12.7-2	M4	2	12.7	8	6	1.05	100
TNM4-8-12.7-3	M4	3	12.7	8	6	1.05	100
TNM4-9.5-25-1	M4	1	25	9.5	10	1.05	100
TNM4-9.5-25-2	M4	2	25	9.5	10	1.05	100
TNM4-9.5-25-3	M4	3	25	9.5	10	1.05	100
TNM4-9.5-57-1	M4	1	57	9.5	10	1.05	100
TNM4-9.5-57-2	M4	2	57	9.5	10	1.05	100
TNM4-9.5-57-3	M4	3	57	9.5	10	1.05	100

Pages 0692 - 0701.indd 692 11/6/2013 4:26:23 PM

LOW VOLTAGE INSULATORS

HSM
Metric Hex Low Voltage Insulators



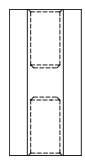

Style 1
(Insert/Insert)

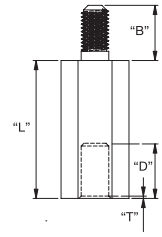

Style 2
(Insert/Stud)



Style 3
(Stud/Stud)

- Voltage Breakdown > 45,000 volts (>360 Volts/Mil) per ASTM-D-149-97A
- For use where high mechanical strength is required
- Provides sturdy, insulated spacing for high power electronic applications
- Material: Spacer: UL94 V-2 Nylon 6/6
- Color: Natural
- Inserts: Brass

Item No.	Thread	Style	"L" Standoff Height mm"	Across Flats mm	"B" Stud Length mm	"D" mm	"T" mm	Bulk Pack Qty.
HSM3-6.4-15-1	M3	1	15	6.4	6	6	0.75	100
HSM3-6.4-15-2	M3	2	15	6.4	6	6	0.75	100
HSM3-6.4-15-3	M3	3	15	6.4	6	6	0.75	100
HSM3-6.4-20-1	M3	1	20	6.4	6	6	0.75	100
HSM3-6.4-20-2	M3	2	20	6.4	6	6	0.75	100
HSM3-6.4-20-3	M3	3	20	6.4	6	6	0.75	100
HSM3-6.4-25-1	M3	1	25	6.4	6	6	0.75	100
HSM3-6.4-25-2	M3	2	25	6.4	6	6	0.75	100
HSM3-6.4-25-3	M3	3	25	6.4	6	6	0.75	100
HSM3-6.4-30-1	M3	1	30	6.4	6	6	0.75	100
HSM3-6.4-30-2	M3	2	30	6.4	6	6	0.75	100
HSM3-6.4-30-3	M3	3	30	6.4	6	6	0.75	100
HSM3-6.4-32-1	M3	1	32	6.4	6	6	0.75	100
HSM3-6.4-32-2	M3	2	32	6.4	6	6	0.75	100
HSM3-6.4-32-3	M3	3	32	6.4	6	6	0.75	100

Item No.	Thread	Style	"L" Standoff Height mm"	Across Flats mm	"B" Stud Length mm	"D" mm	"T" mm	Bulk Pack Qty.
HSM4-8-15-1	M4	1	15	8	6	6	1.05	100
HSM4-8-15-2	M4	2	15	8	6	6	1.05	100
HSM4-8-15-3	M4	3	15	8	6	6	1.05	100
HSM4-8-20-1	M4	1	20	8	6	6	1.05	100
HSM4-8-20-2	M4	2	20	8	6	6	1.05	100
HSM4-8-20-3	M4	3	20	8	6	6	1.05	100
HSM4-8-25-1	M4	1	25	8	6	6	1.05	100
HSM4-8-25-2	M4	2	25	8	6	6	1.05	100
HSM4-8-25-3	M4	3	25	8	6	6	1.05	100
HSM4-8-30-1	M4	1	30	8	6	6	1.05	100
HSM4-8-30-2	M4	2	30	8	6	6	1.05	100
HSM4-8-30-3	M4	3	30	8	6	6	1.05	100
HSM4-8-32-1	M4	1	32	8	6	6	1.05	100
HSM4-8-32-2	M4	2	32	8	6	6	1.05	100
HSM4-8-32-3	M4	3	32	8	6	6	1.05	100

MTNSP
Metric Micro Low Voltage Insulators



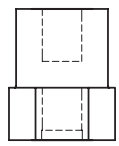

Part Suffix 1
(Insert/Insert)

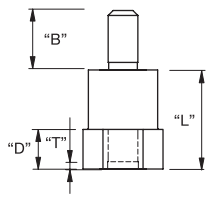

Part Suffix 2
(Insert/Stud)

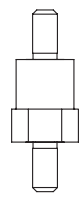

Part Suffix 3
(Stud/Stud)

- Metal insert and/or stud is inserted into the nylon spacer
- For use where high mechanical strength is required
- Provides sturdy, insulated spacing for high power electronic applications
- Material: Spacer: UL94 HB Nylon 6
- Color: Natural
- Inserts: Brass, Nickel Plating

Item No.	Thread	"L" Standoff Height	Across Flats mm	"B" Stud Length mm	"D" Insert Depth mm	"T" mm	Bulk Pack Qty.
MTNSP-M3-10-1	M3	10	7	6	4	0.75	100
MTNSP-M3-10-2	M3	10	7	6	4	0.75	100
MTNSP-M3-10-3	M3	10	7	6	4	0.75	100
MTNSP-M3-11-1	M3	11	7	6	4	0.75	100
MTNSP-M3-11-2	M3	11	7	6	4	0.75	100
MTNSP-M3-11-3	M3	11	7	6	4	0.75	100

CER
Ceramic Beads



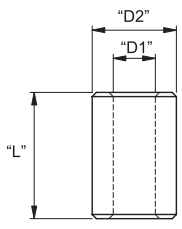

Style 1

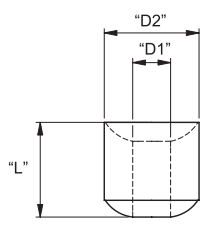

Style 2

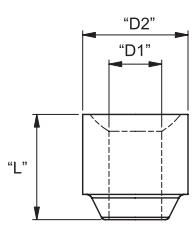

Style 3

- Maximum operating temperature: 1832°F (1000°C)
- Parts are stackable
- Material: Steatite C220 Ceramic
- Color: Natural

Item No.	"D1" I.D.	"D2" O.D.	"L"	Style	Bulk Pack Qty.
CER-1	.079 (2)	.158 (4)	.237 (6)	1	1,000
CER-2	.063 (1.6)	.178 (4.5)	.315 (8)	1	1,000
CER-3	.063 (1.6)	.178 (4.5)	.394 (10)	1	1,000
CER-4	.040 (1)	.119 (3)	.119 (3)	2	1,000
CER-5	.071 (1.8)	.178 (4.5)	.178 (4.5)	2	1,000
CER-6	.040 (1)	.119 (3)	.197 (5)	2	1,000
CER-7	.098 (2.5)	.197 (5)	.197 (5)	3	1,000

Pages 0692 - 0701.indd 693 11/6/2013 4:26:27 PM

SPACERS

SWS Series
Standard Spacers



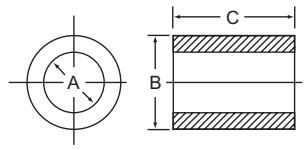

Specifications:

- Material: Nylon
- Color: Natural

Features:

- Resistant to corrosion and many chemicals
- Available for standard thread sizes

Item No.	A In	B In	C In	Fits	Bulk Pack Qty.
SWS0010A	0.091	0.187	0.125	#2	1000
SWS0020A	0.091	0.187	0.187	#2	1000
SWS0030A	0.091	0.187	0.250	#2	1000
SWS0040A	0.091	0.187	0.312	#2	1000
SWS0050A	0.091	0.187	0.375	#2	1000
SWS0060A	0.091	0.187	0.437	#2	1000
SWS0070A	0.091	0.187	0.500	#2	1000
SWS0080A	0.091	0.250	0.125	#2	1000
SWS0090A	0.091	0.250	0.187	#2	1000
SWS0100A	0.091	0.250	0.250	#2	1000
SWS0110A	0.091	0.250	0.312	#2	1000
SWS0120A	0.091	0.250	0.375	#2	1000
SWS0130A	0.091	0.250	0.437	#2	1000
SWS0140A	0.091	0.250	0.500	#2	1000
SWS0150A	0.091	0.250	0.750	#2	1000
SWS0160A	0.091	0.250	0.875	#2	1000
SWS0170A	0.115	0.187	0.125	#4	1000
SWS0180A	0.115	0.187	0.187	#4	1000
SWS0190A	0.115	0.187	0.250	#4	1000
SWS0200A	0.115	0.187	0.312	#4	1000
SWS0210A	0.115	0.187	0.375	#4	1000
SWS0220A	0.115	0.187	0.437	#4	1000
SWS0230A	0.115	0.187	0.500	#4	1000
SWS0240A	0.115	0.187	0.625	#4	1000
SWS0250A	0.115	0.187	0.750	#4	1000
SWS0260A	0.115	0.187	0.875	#4	1000
SWS0270A	0.115	0.187	1.000	#4	1000
SWS0280A	0.115	0.250	0.125	#4	1000
SWS0290A	0.115	0.250	0.187	#4	1000
SWS0300A	0.115	0.250	0.250	#4	1000
SWS0310A	0.115	0.250	0.312	#4	1000
SWS0320A	0.115	0.250	0.375	#4	1000
SWS0330A	0.115	0.250	0.437	#4	1000
SWS0340A	0.115	0.250	0.500	#4	1000
SWS0350A	0.115	0.250	0.625	#4	1000
SWS0360A	0.115	0.250	0.750	#4	1000
SWS0370A	0.115	0.250	0.875	#4	1000
SWS0380A	0.115	0.312	0.125	#4	1000
SWS0390A	0.115	0.312	0.187	#4	1000
SWS0400A	0.115	0.312	0.250	#4	1000
SWS0410A	0.115	0.312	0.312	#4	1000
SWS0420A	0.115	0.312	0.375	#4	1000
SWS0430A	0.115	0.312	0.437	#4	1000
SWS0440A	0.115	0.312	0.500	#4	1000
SWS0450A	0.115	0.312	0.562	#4	1000
SWS0460A	0.115	0.312	0.625	#4	1000
SWS0480A	0.140	0.250	0.125	#6	1000
SWS0490A	0.140	0.250	0.187	#6	1000
SWS0500A	0.140	0.250	0.250	#6	1000
SWS0510A	0.140	0.250	0.312	#6	1000
SWS0520A	0.140	0.250	0.375	#6	1000
SWS0530A	0.140	0.250	0.437	#6	1000
SWS0540A	0.140	0.250	0.500	#6	1000
SWS0550A	0.140	0.250	0.562	#6	1000
SWS0560A	0.140	0.250	0.625	#6	1000
SWS0570A	0.140	0.250	0.687	#6	1000
SWS0580A	0.140	0.250	0.750	#6	1000
SWS0590A	0.140	0.250	0.812	#6	1000
SWS0600A	0.140	0.250	0.875	#6	1000
SWS0610A	0.140	0.250	0.937	#6	1000
SWS0620A	0.140	0.250	1.000	#6	1000
SWS0630A	0.140	0.312	0.125	#6	1000
SWS0640A	0.140	0.312	0.187	#6	1000
SWS0650A	0.140	0.312	0.250	#6	1000
SWS0660A	0.140	0.312	0.312	#6	1000
SWS0670A	0.140	0.312	0.375	#6	1000
SWS0680A	0.140	0.312	0.437	#6	1000
SWS0690A	0.140	0.312	0.500	#6	1000
SWS0700A	0.140	0.312	0.625	#6	1000
SWS0710A	0.140	0.312	0.750	#6	1000
SWS0720A	0.140	0.312	0.812	#6	1000
SWS0730A	0.140	0.312	0.937	#6	1000
SWS0740A	0.140	0.312	1.000	#6	1000
SWS0750A	0.140	0.375	0.125	#6	1000
SWS0760A	0.140	0.375	0.187	#6	1000
SWS0770A	0.140	0.375	0.250	#6	1000
SWS0780A	0.140	0.375	0.312	#6	1000
SWS0790A	0.140	0.375	0.375	#6	1000

Item No.	A In	B In	C In	Fits	Bulk Pack Qty.
SWS0800A	0.140	0.375	0.437	#6	1000
SWS0810A	0.140	0.375	0.500	#6	1000
SWS0820A	0.140	0.375	0.562	#6	1000
SWS0830A	0.140	0.375	0.625	#6	1000
SWS0840A	0.140	0.375	0.687	#6	1000
SWS0850A	0.140	0.375	0.750	#6	1000
SWS0860A	0.140	0.500	0.125	#6	1000
SWS0870A	0.140	0.500	0.187	#6	1000
SWS0880A	0.140	0.500	0.250	#6	1000
SWS0890A	0.140	0.500	0.312	#6	1000
SWS0900A	0.140	0.500	0.375	#6	1000
SWS0910A	0.140	0.500	0.437	#6	1000
SWS0920A	0.140	0.500	0.500	#6	1000
SWS0930A	0.140	0.500	0.625	#6	1000
SWS0940A	0.140	0.500	0.687	#6	1000
SWS0950A	0.140	0.500	0.750	#6	1000
SWS0960A	0.171	0.250	0.125	#8	1000
SWS0970A	0.171	0.250	0.187	#8	1000
SWS0980A	0.171	0.250	0.250	#8	1000
SWS0990A	0.171	0.250	0.312	#8	1000
SWS1000A	0.171	0.250	0.375	#8	1000
SWS1010A	0.171	0.250	0.437	#8	1000
SWS1020A	0.171	0.250	0.500	#8	1000
SWS1030A	0.171	0.250	0.625	#8	1000
SWS1040A	0.171	0.250	0.750	#8	1000
SWS1050A	0.171	0.250	0.875	#8	1000
SWS1060A	0.171	0.250	1.000	#8	1000
SWS1070A	0.171	0.312	0.125	#8	1000
SWS1080A	0.171	0.312	0.187	#8	1000
SWS1090A	0.171	0.312	0.250	#8	1000
SWS1100A	0.171	0.312	0.312	#8	1000
SWS1110A	0.171	0.312	0.375	#8	1000
SWS1120A	0.171	0.312	0.437	#8	1000
SWS1130A	0.171	0.312	0.500	#8	1000
SWS1140A	0.171	0.312	0.625	#8	1000
SWS1150A	0.171	0.312	0.750	#8	1000
SWS1160A	0.171	0.312	0.812	#8	1000
SWS1170A	0.171	0.312	0.875	#8	1000
SWS1180A	0.171	0.312	0.937	#8	1000
SWS1190A	0.171	0.312	1.000	#8	1000
SWS1200A	0.171	0.375	0.125	#8	1000
SWS1210A	0.171	0.375	0.187	#8	1000
SWS1220A	0.171	0.375	0.250	#8	1000
SWS1230A	0.171	0.375	0.312	#8	1000
SWS1240A	0.171	0.375	0.375	#8	1000
SWS1250A	0.171	0.375	0.437	#8	1000
SWS1260A	0.171	0.375	0.500	#8	1000
SWS1270A	0.171	0.375	0.562	#8	1000
SWS1280A	0.171	0.375	0.625	#8	1000
SWS1290A	0.171	0.375	0.687	#8	1000
SWS1300A	0.171	0.375	0.750	#8	1000
SWS1310A	0.171	0.375	0.812	#8	1000
SWS1320A	0.171	0.375	0.875	#8	1000
SWS1330A	0.171	0.375	0.937	#8	1000
SWS1340A	0.171	0.375	1.000	#8	1000
SWS1350A	0.171	0.500	0.125	#8	1000
SWS1360A	0.171	0.500	0.187	#8	1000
SWS1370A	0.171	0.500	0.250	#8	1000
SWS1380A	0.171	0.500	0.312	#8	1000
SWS1390A	0.171	0.500	0.375	#8	1000
SWS1400A	0.171	0.500	0.437	#8	1000
SWS1410A	0.171	0.500	0.500	#8	1000
SWS1420A	0.171	0.500	0.562	#8	1000
SWS1430A	0.171	0.500	0.625	#8	1000
SWS1440A	0.171	0.500	0.687	#8	1000
SWS1450A	0.171	0.500	0.750	#8	1000
SWS1460A	0.171	0.500	0.812	#8	1000
SWS1470A	0.171	0.500	0.875	#8	1000
SWS1480A	0.171	0.500	0.937	#8	1000
SWS1490A	0.171	0.500	1.000	#8	1000
SWS1500A	0.194	0.312	0.125	#10	1000
SWS1510A	0.194	0.312	0.187	#10	1000
SWS1520A	0.194	0.312	0.250	#10	1000
SWS1530A	0.194	0.312	0.312	#10	1000
SWS1540A	0.194	0.312	0.375	#10	1000
SWS1550A	0.194	0.312	0.437	#10	1000
SWS1560A	0.194	0.312	0.500	#10	1000
SWS1570A	0.194	0.312	0.562	#10	1000

Pages 0692 - 0701.indd 694 11/6/2013 4:26:31 PM

SWS Series
Standard Spacers (continued)



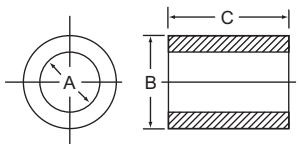

Item No.	A In	B In	C In	Fits	Bulk Pack Qty.
SWS1580A	0.194	0.312	0.625	#10	1000
SWS1590A	0.194	0.312	0.687	#10	1000
SWS1600A	0.194	0.312	0.750	#10	1000
SWS1610A	0.194	0.312	0.812	#10	1000
SWS1620A	0.194	0.312	0.875	#10	1000
SWS1630A	0.194	0.312	0.937	#10	1000
SWS1640A	0.194	0.312	1.000	#10	1000
SWS1650A	0.194	0.375	0.125	#10	1000
SWS1660A	0.194	0.375	0.187	#10	1000
SWS1670A	0.194	0.375	0.250	#10	1000
SWS1680A	0.194	0.375	0.312	#10	1000
SWS1690A	0.194	0.375	0.375	#10	1000
SWS1700A	0.194	0.375	0.437	#10	1000
SWS1710A	0.194	0.375	0.500	#10	1000
SWS1720A	0.194	0.375	0.562	#10	1000
SWS1730A	0.194	0.375	0.625	#10	1000
SWS1740A	0.194	0.375	0.687	#10	1000
SWS1750A	0.194	0.375	0.750	#10	1000
SWS1760A	0.194	0.375	0.812	#10	1000
SWS1770A	0.194	0.375	0.875	#10	1000
SWS1780A	0.194	0.375	0.937	#10	1000
SWS1790A	0.194	0.375	1.000	#10	1000
SWS1810A	0.194	0.500	0.125	#10	1000
SWS1820A	0.194	0.500	0.187	#10	1000
SWS1830A	0.194	0.500	0.250	#10	1000
SWS1840A	0.194	0.500	0.312	#10	1000
SWS1850A	0.194	0.500	0.375	#10	1000
SWS1860A	0.194	0.500	0.437	#10	1000
SWS1870A	0.194	0.500	0.500	#10	1000
SWS1880A	0.194	0.500	0.562	#10	1000
SWS1890A	0.194	0.500	0.625	#10	1000
SWS1900A	0.194	0.500	0.687	#10	1000
SWS1910A	0.194	0.500	0.750	#10	1000
SWS1920A	0.194	0.500	0.812	#10	1000

Item No.	A In	B In	C In	Fits	Bulk Pack Qty.
SWS1930A	0.194	0.500	0.875	#10	1000
SWS1940A	0.194	0.500	0.937	#10	1000
SWS1960A	0.194	0.500	1.000	#10	1000
SWS1980A	0.219	0.500	0.125	#12	1000
SWS1990A	0.219	0.500	0.187	#12	1000
SWS2000A	0.219	0.500	0.250	#12	1000
SWS2010A	0.219	0.500	0.375	#12	1000
SWS2020A	0.219	0.500	0.437	#12	1000
SWS2030A	0.219	0.500	0.500	#12	1000
SWS2040A	0.219	0.500	0.562	#12	1000
SWS2050A	0.219	0.500	0.625	#12	1000
SWS2060A	0.219	0.500	0.687	#12	1000
SWS2070A	0.219	0.500	0.750	#12	1000
SWS2080A	0.219	0.500	0.812	#12	1000
SWS2090A	0.219	0.500	0.875	#12	1000
SWS2100A	0.219	0.500	0.937	#12	1000
SWS2110A	0.219	0.500	1.000	#12	1000
SWS2120A	0.220	0.500	0.312	#12	1000
SWS2160A	0.257	0.500	0.312	1/4"	1000
SWS2170A	0.257	0.500	0.375	1/4"	1000
SWS2180A	0.257	0.500	0.437	1/4"	1000
SWS2200A	0.257	0.500	0.500	1/4"	1000
SWS2210A	0.257	0.500	0.562	1/4"	1000
SWS2220A	0.257	0.500	0.625	1/4"	1000
SWS2230A	0.257	0.500	0.687	1/4"	1000
SWS2240A	0.257	0.500	0.937	1/4"	1000
SWS2250A	0.257	0.500	1.000	1/4"	1000
SWS2260A	0.260	0.500	0.125	1/4"	1000
SWS2270A	0.260	0.500	0.187	1/4"	1000
SWS2280A	0.260	0.500	0.250	1/4"	1000
SWS2290A	0.260	0.500	0.750	1/4"	1000
SWS2300A	0.260	0.500	0.812	1/4"	1000
SWS2310A	0.260	0.500	0.875	1/4"	1000

NS
NSA5527 Nylon Spacer

Richco®



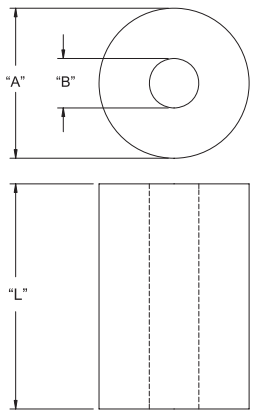

- Meets NSA5527 specifications
- Material: UL94 V-2 Heat Stabilized
- Nylon 6/6
- Color: Natural

Item No.	NSA Item No.	"L" Spacer Length	"A" O.D.	"B" I.D.	Bulk Pack Qty.
NS-03-07	NSA5527-03-07	.142 (3.6)	.472 (12)	.197 (5)	1,000
NS-05-01	NSA5527-05-01	.158 (4)	.500 (12.7)	.268 (6.8)	1,000
NS-03-04	NSA5527-03-04	.190 (4.83	.472 (12)	.197 (5)	1,000
NS-07-01	NSA5527-07-01	.197 (5)	.630 (16)	.276 (7)	1,000
NS-03-03	NSA5527-03-03	.250 (6.35	.472 (12)	.197 (5)	1,000
NS-03-05	NSA5527-03-05	.312 (7.93)	.472 (12)	.197 (5)	1,000
NS-04-02	NSA5527-04-02	.312 (7.93)	.472 (12)	.260 (6.6)	1,000
NS-03-06	NSA5527-03-06	.375 (9.52)	.472 (12)	.197 (5)	1,000
NS-03-16	NSA5527-03-16	.453 (11.5)	.472 (12)	.197 (5)	1,000
NS-03-01	NSA5527-03-01	.500 (12.7)	.472 (12)	.197 (5)	1,000
NS-04-01	NSA5527-04-01	.500 (12.7)	.472 (12)	.260 (6.6)	1,000
NS-03-14	NSA5527-03-14	.551 (14)	.472 (12)	.197 (5)	1,000
NS-03-02	NSA5527-03-02	.598 (15.2)	.472 (12)	.197 (5)	1,000
NS-03-15	NSA5527-03-15	.669 (17)	.472 (12)	.197 (5)	1,000
NS-03-12	NSA5527-03-12	.748 (19)	.472 (12)	.197 (5)	1,000
NS-03-08	NSA5527-03-08	.787 (20)	.472 (12)	.197 (5)	1,000
NS-03-13	NSA5527-03-13	.827 (21)	.472 (12)	.197 (5)	1,000
NS-03-09	NSA5527-03-09	.886 (22.5)	.472 (12)	.197 (5)	1,000
NS-03-11	NSA5527-03-11	.925 (23.5)	.472 (12)	.197 (5)	1,000
NS-06-01	NSA5527-06-01	.984 (25)	.630 (16)	.205 (5.2)	1,000
NS-06-02	NSA5527-06-02	1.18 (30)	.630 (16)	.205 (5.2)	1,000
NS-08-01	NSA5527-08-01	1.18 (30)	.787 (20)	.260 (6.6)	1,000
NS-03-10	NSA5527-03-10	1.83 (46.5)	.472 (12)	.197 (5)	1,000

Pages 0692 - 0701.indd 695 11/6/2013 4:26:35 PM

SPACERS

SWI & MSW Series
Special Spacers





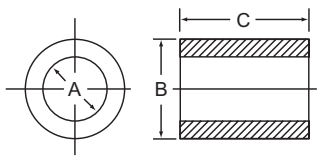

Specifications:
- Material: Nylon
- Color: See Chart for Part-Specific Details

Features:
- Will not rust, corrode or deteriorate
- Act as an electrical insulator by preventing metal-to-metal contact
- Low-friction coefficient

Imperial

Item No.	A		B		C		Screw Size	Bulk Pack Qty.
	In	mm	In	mm	In	mm		
SWI1240A	0.125	3.20	0.305	7.70	0.500	12.70	#4	2000
SWS1810A	0.194	4.90	0.500	12.70	0.125	3.20	#10	1000
SWI1550A	0.194	4.90	0.500	12.70	1.000	25.40	#10	1000
SWI1570A	0.205	5.20	0.500	12.70	0.510	13.00	#10	1000
SWI1610A	0.250	6.40	0.740	18.80	0.250	6.40	#12	5000
SWI1620A	0.253	6.40	0.500	12.70	0.125	3.20	1/4	15000
SWI1760A	0.286	7.30	0.500	12.70	0.103	2.60	1/4	6000
SWI1840A	0.335	8.50	0.750	19.10	0.250	6.40	5/16	7400
SWI1860A	0.375	9.50	0.750	19.10	0.065	1.70	5/16	10000
SWI1880A	0.375	9.50	0.875	22.20	0.375	9.50	5/16	3500
SWI1910A	0.376	9.60	0.557	14.10	0.503	12.78	5/16	2000
SWI1930A	0.380	9.70	0.625	15.90	0.062	1.60	3/8	5000
SWI1960A	0.380	9.70	0.750	19.10	0.187	4.70	3/8	1000
SWI2020A	0.500	12.70	0.750	19.10	0.375	9.50	7/16	1000
SWI2040A	0.500	12.70	1.000	25.40	0.100	2.50	7/16	8000
SWI2050A	0.500	12.70	1.250	31.80	0.063	1.60	7/16	1000
SWI2090A	0.505	12.80	0.750	19.10	0.125	3.20	1/2	1000
SWI2100A	0.512	13.00	1.258	32.00	0.064	1.60	1/2	6000
SWI2150A	0.629	16.00	1.125	28.60	0.128	3.30	9/16	1000

Metric

Item No.	Color	A		B		C		Screw Size	Bulk Pack Qty.
		In	mm	In	mm	In	mm		
MSW1000A	Natural	0.122	3.10	0.236	6.00	0.295	7.50	M3	1000
MSW1010A	Natural	0.165	4.20	0.315	8.00	0.394	10.00	M4	1000
MSW1020A	Natural	0.169	4.40	0.354	9.00	0.055	1.40	M4	1000
MSW1040A	Natural	0.205	5.20	0.394	10.00	0.295	7.50	M5	1000
MSW1050A	Natural	0.205	5.20	0.394	10.00	0.394	10.00	M5	1000
MSW1060A	Natural	0.205	5.20	0.394	10.00	0.591	15.00	M5	1000
MSW1080A	Natural	0.205	5.20	0.394	10.00	0.197	5.00	M5	1000
MSW1090A	Natural	0.248	6.30	0.591	15.00	0.295	7.50	M6	1000
MSW1100C	Black	0.248	6.30	0.591	15.00	0.299	7.60	M6	1000
MSW1110A	Natural	0.248	6.30	0.591	15.00	0.394	10.00	M6	1000
MSW1120A	Natural	0.248	6.30	0.591	15.00	0.591	15.00	M6	1000
MSW1130A	Black	0.252	6.40	1.338	34.00	0.039	1.00	M6	1000
MSW1150A	Natural	0.252	6.40	0.500	12.70	0.193	4.90	M6	1000
MSW1160A	Natural	0.252	6.40	0.500	12.70	0.500	12.70	M6	1000
MSW1170A	Natural	0.252	6.40	0.563	14.30	0.063	1.60	M6	1000
MSW1180A	Natural	0.252	6.40	0.563	14.30	0.126	3.20	M6	1000
MSW1190A	Natural	0.252	6.40	0.709	18.00	0.079	2.00	M6	1000
MSW1200A	Natural	0.252	6.40	1.181	30.00	0.118	3.00	M6	1000
MSW1210A	Natural	0.256	6.50	0.591	15.00	0.118	3.00	M6	1000
MSW1220A	Natural	0.323	8.20	0.472	12.00	0.394	10.00	M8	1000
MSW1230A	Natural	0.323	8.20	0.472	12.00	0.984	25.00	M8	500
MSW1240A	Natural	0.323	8.20	0.709	18.00	0.394	10.00	M8	1000
MSW1250A	Natural	0.323	8.20	0.709	18.00	0.787	20.00	M8	1000
MSW1260A	Natural	0.331	8.40	0.669	17.00	0.079	2.00	M8	1000
MSW1270A	Natural	0.402	10.20	0.669	17.00	0.079	2.00	M10	1000
MSW1280A	Natural	0.406	10.30	0.591	15.00	0.394	10.00	M10	1000
MSW1290A	Natural	0.406	10.30	0.591	15.00	0.787	20.00	M10	1000
MSW1300A	Natural	0.413	10.50	0.827	21.00	0.098	2.50	M10	1000
MSW1320A	Natural	0.504	12.80	0.709	18.00	0.394	10.00	M12	1000
MSW1340A	Natural	0.827	21.00	1.457	37.00	0.118	3.00	M20	1000
MSW1350A	Natural	0.874	22.20	1.339	34.00	0.059	1.50	M20	3000

Pages 0692 - 0701.indd 696 11/6/2013 4:26:37 PM

R9XX
Round Nylon Spacer



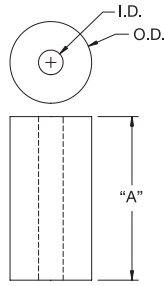

- Universal spacers give users an extremely wide range for mounting PCB discrete devices in many lead patterns and elevations
- Makes solder filleting and board cleaning more effective
- Material: UL94 V-2 Modified, Nylon 6
- Color: White

Item No.	I.D.	O.D.	"A" Spacer Length	Bulk Pack Qty.	Item No.	I.D.	O.D.	"A" Spacer Length	Bulk Pack Qty.
R901-1	.028 (0.7)	.085 (2.2)	1/16 (1/6)	1,000	**R937-5**	.090 (2.3)	.125 (3.2)	5/16 (7.9)	1,000
R901-2	.028 (0.7)	.085 (2.2)	1/8 (3.2)	1,000	**R937-6**	.090 (2.3)	.125 (3.2)	3/8 (9.5)	1,000
R901-3	.028 (0.7)	.085 (2.2)	3/16(4.8)	1,000	**R937-7**	.090 (2.3)	.125 (3.2)	7/16(11.1)	1,000
R901-4	.028 (0.7)	.085 (2.2)	1/4 (6.4)	1,000	**R937-8**	.090 (2.3)	.125 (3.2)	1/2 (12.7)	1,000
R901-5	.028 (0.7)	.085 (2.2)	5/16 (7.9)	1,000	**R913-1**	.091 (2.3)	.187 (4.8)	1/16 (1/6)	1,000
R901-6	.028 (0.7)	.085 (2.2)	3/8 (9.5)	1,000	**R913-2**	.091 (2.3)	.187 (4.8)	1/8 (3.2)	1,000
R901-7	.028 (0.7)	.085 (2.2)	7/16(11.1)	1,000	**R913-3**	.091 (2.3)	.187 (4.8)	3/16(4.8)	1,000
R901-8	.028 (0.7)	.085 (2.2)	1/2 (12.7)	1,000	**R913-4**	.091 (2.3)	.187 (4.8)	1/4 (6.4)	1,000
R938-1	.032 (0.8)	.085 (2.2)	1/16 (1/6)	1,000	**R913-5**	.091 (2.3)	.187 (4.8)	5/16 (7.9)	1,000
R938-2	.032 (0.8)	.085 (2.2)	1/8 (3.2)	1,000	**R913-6**	.091 (2.3)	.187 (4.8)	3/8 (9.5)	1,000
R938-3	.032 (0.8)	.085 (2.2)	3/16(4.8)	1,000	**R913-7**	.091 (2.3)	.187 (4.8)	7/16(11.1)	1,000
R938-4	.032 (0.8)	.085 (2.2)	1/4 (6.4)	1,000	**R913-8**	.091 (2.3)	.187 (4.8)	1/2 (12.7)	1,000
R938-5	.032 (0.8)	.085 (2.2)	5/16 (7.9)	1,000	**R910-1**	.091 (2.3)	.250 (6.4)	1/16 (1/6)	1,000
R938-6	.032 (0.8)	.085 (2.2)	3/8 (9.5)	1,000	**R910-2**	.091 (2.3)	.250 (6.4)	1/8 (3.2)	1,000
R938-7	.032 (0.8)	.085 (2.2)	7/16(11.1)	1,000	**R910-3**	.091 (2.3)	.250 (6.4)	3/16(4.8)	1,000
R938-8	.032 (0.8)	.085 (2.2)	1/2 (12.7)	1,000	**R910-4**	.091 (2.3)	.250 (6.4)	1/4 (6.4)	1,000
R902-1	.032 (0.8)	.125 (3.2)	1/16 (1/6)	1,000	**R910-5**	.091 (2.3)	.250 (6.4)	5/16 (7.9)	1,000
R902-2	.032 (0.8)	.125 (3.2)	1/8 (3.2)	1,000	**R910-6**	.091 (2.3)	.250 (6.4)	3/8 (9.5)	1,000
R902-3	.032 (0.8)	.125 (3.2)	3/16(4.8)	1,000	**R910-7**	.091 (2.3)	.250 (6.4)	7/16(11.1)	1,000
R902-4	.032 (0.8)	.125 (3.2)	1/4 (6.4)	1,000	**R910-8**	.091 (2.3)	.250 (6.4)	1/2 (12.7)	1,000
R902-5	.032 (0.8)	.125 (3.2)	5/16 (7.9)	1,000	**R907-1**	.105 (2.7)	.167 (4.2)	1/16 (1/6)	1,000
R902-6	.032 (0.8)	.125 (3.2)	3/8 (9.5)	1,000	**R907-2**	.105 (2.7)	.167 (4.2)	1/8 (3.2)	1,000
R902-7	.032 (0.8)	.125 (3.2)	7/16(11.1)	1,000	**R907-3**	.105 (2.7)	.167 (4.2)	3/16(4.8)	1,000
R902-8	.032 (0.8)	.125 (3.2)	1/2 (12.7)	1,000	**R907-4**	.105 (2.7)	.167 (4.2)	1/4 (6.4)	1,000
R939-1	.047 (1.2)	.125 (3.2)	1/16 (1/6)	1,000	**R907-5**	.105 (2.7)	.167 (4.2)	5/16 (7.9)	1,000
R939-2	.047 (1.2)	.125 (3.2)	1/8 (3.2)	1,000	**R907-6**	.105 (2.7)	.167 (4.2)	3/8 (9.5)	1,000
R939-3	.047 (1.2)	.125 (3.2)	3/16(4.8)	1,000	**R907-7**	.105 (2.7)	.167 (4.2)	7/16(11.1)	1,000
R939-4	.047 (1.2)	.125 (3.2)	1/4 (6.4)	1,000	**R907-8**	.105 (2.7)	.167 (4.2)	1/2 (12.7)	1,000
R939-5	.047 (1.2)	.125 (3.2)	5/16 (7.9)	1,000	**R908-1**	.125 (3.2)	.187 (4.8)	1/16 (1/6)	1,000
R939-6	.047 (1.2)	.125 (3.2)	3/8 (9.5)	1,000	**R908-2**	.125 (3.2)	.187 (4.8)	1/8 (3.2)	1,000
R939-7	.047 (1.2)	.125 (3.2)	7/16(11.1)	1,000	**R908-3**	.125 (3.2)	.187 (4.8)	3/16(4.8)	1,000
R939-8	.047 (1.2)	.125 (3.2)	1/2 (12.7)	1,000	**R908-4**	.125 (3.2)	.187 (4.8)	1/4 (6.4)	1,000
R903-1	.047 (1.2)	.156 (4)	1/16 (1/6)	1,000	**R908-5**	.125 (3.2)	.187 (4.8)	5/16 (7.9)	1,000
R903-2	.047 (1.2)	.156 (4)	1/8 (3.2)	1,000	**R908-6**	.125 (3.2)	.187 (4.8)	3/8 (9.5)	1,000
R903-3	.047 (1.2)	.156 (4)	3/16(4.8)	1,000	**R908-7**	.125 (3.2)	.187 (4.8)	7/16(11.1)	1,000
R903-4	.047 (1.2)	.156 (4)	1/4 (6.4)	1,000	**R908-8**	.125 (3.2)	.187 (4.8)	1/2 (12.7)	1,000
R903-5	.047 (1.2)	.156 (4)	5/16 (7.9)	1,000	**R911-1**	.125 (3.2)	.250 (6.4)	1/16 (1/6)	1,000
R903-6	.047 (1.2)	.156 (4)	3/8 (9.5)	1,000	**R911-2**	.125 (3.2)	.250 (6.4)	1/8 (3.2)	1,000
R903-7	.047 (1.2)	.156 (4)	7/16(11.1)	1,000	**R911-3**	.125 (3.2)	.250 (6.4)	3/16(4.8)	1,000
R903-8	.047 (1.2)	.156 (4)	1/2 (12.7)	1,000	**R911-4**	.125 (3.2)	.250 (6.4)	1/4 (6.4)	1,000
R904-1	.063 (1.6)	.187 (4.8)	1/16 (1/6)	1,000	**R911-5**	.125 (3.2)	.250 (6.4)	5/16 (7.9)	1,000
R904-2	.063 (1.6)	.187 (4.8)	1/8 (3.2)	1,000	**R911-6**	.125 (3.2)	.250 (6.4)	3/8 (9.5)	1,000
R904-3	.063 (1.6)	.187 (4.8)	3/16(4.8)	1,000	**R911-7**	.125 (3.2)	.250 (6.4)	7/16(11.1)	1,000
R904-4	.063 (1.6)	.187 (4.8)	1/4 (6.4)	1,000	**R911-8**	.125 (3.2)	.250 (6.4)	1/2 (12.7)	1,000
R904-5	.063 (1.6)	.187 (4.8)	5/16 (7.9)	1,000	**R905-1**	.147 (3.7)	.250 (6.4)	1/16 (1/6)	1,000
R904-6	.063 (1.6)	.187 (4.8)	3/8 (9.5)	1,000	**R905-2**	.147 (3.7)	.250 (6.4)	1/8 (3.2)	1,000
R904-7	.063 (1.6)	.187 (4.8)	7/16(11.1)	1,000	**R905-3**	.147 (3.7)	.250 (6.4)	3/16(4.8)	1,000
R904-8	.063 (1.6)	.187 (4.8)	1/2 (12.7)	1,000	**R905-4**	.147 (3.7)	.250 (6.4)	1/4 (6.4)	1,000
R906-1	.085 (2.2)	.148 (3.6)	1/16 (1/6)	1,000	**R905-5**	.147 (3.7)	.250 (6.4)	5/16 (7.9)	1,000
R906-2	.085 (2.2)	.148 (3.6)	1/8 (3.2)	1,000	**R905-6**	.147 (3.7)	.250 (6.4)	3/8 (9.5)	1,000
R906-3	.085 (2.2)	.148 (3.6)	3/16(4.8)	1,000	**R905-7**	.147 (3.7)	.250 (6.4)	7/16(11.1)	1,000
R906-4	.085 (2.2)	.148 (3.6)	1/4 (6.4)	1,000	**R905-8**	.147 (3.7)	.250 (6.4)	1/2 (12.7)	1,000
R906-5	.085 (2.2)	.148 (3.6)	5/16 (7.9)	1,000	**R912-1**	.171 (4.3)	.250 (6.4)	1/16 (1/6)	1,000
R906-6	.085 (2.2)	.148 (3.6)	3/8 (9.5)	1,000	**R912-2**	.171 (4.3)	.250 (6.4)	1/8 (3.2)	1,000
R906-7	.085 (2.2)	.148 (3.6)	7/16(11.1)	1,000	**R912-3**	.171 (4.3)	.250 (6.4)	3/16(4.8)	1,000
R906-8	.085 (2.2)	.148 (3.6)	1/2 (12.7)	1,000	**R912-4**	.171 (4.3)	.250 (6.4)	1/4 (6.4)	1,000
R937-1	.090 (2.3)	.125 (3.2)	1/16 (1/6)	1,000	**R912-5**	.171 (4.3)	.250 (6.4)	5/16 (7.9)	1,000
R937-2	.090 (2.3)	.125 (3.2)	1/8 (3.2)	1,000	**R912-6**	.171 (4.3)	.250 (6.4)	3/8 (9.5)	1,000
R937-3	.090 (2.3)	.125 (3.2)	3/16(4.8)	1,000	**R912-7**	.171 (4.3)	.250 (6.4)	7/16(11.1)	1,000
R937-4	.090 (2.3)	.125 (3.2)	1/4 (6.4)	1,000	**R912-8**	.171 (4.3)	.250 (6.4)	1/2 (12.7)	1,000

Pages 0692 - 0701.indd 697 11/6/2013 4:26:38 PM

SPACERS

005XXXXXXX14
Round Polystyrene (PS) Spacer



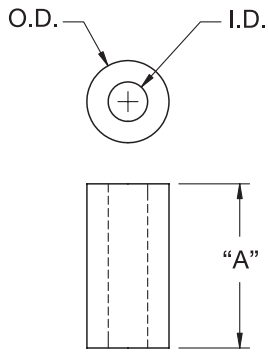

- Efficient insulator at low temperatures
- Minimal water absorption
- Lightweight
- Material: Polystyrene

Item No.						Bulk Pack
Natural	Black	I.D.	O.D.	"A" Spacer Length	For Screw	Qty.
005150000014	005150059914	.087 (2.2)	.157 (4)	.079 (2)	#2 (M2)	1,000
005150600014	005150659914	.087 (2.2)	.157 (4)	.118 (3)	#2 (M2)	1,000
005151200014	005151259914	.087 (2.2)	.157 (4)	.157 (4)	#2 (M2)	1,000
005151800014	005151859914	.087 (2.2)	.157 (4)	.197 (5)	#2 (M2)	1,000
005152400014	005152459914	.087 (2.2)	.157 (4)	.236 (6)	#2 (M2)	1,000
005153600014	005153659914	.087 (2.2)	.157 (4)	.315 (8)	#2 (M2)	1,000
005154800014	005154859914	.087 (2.2)	.157 (4)	.394 (10)	#2 (M2)	1,000
005156000014	005156059914	.087 (2.2)	.157 (4)	.472 (12)	#2 (M2)	1,000
005157800014	005157859914	.087 (2.2)	.157 (4)	.591 (15)	#2 (M2)	1,000
005159600014	005159659914	.087 (2.2)	.157 (4)	.709 (18)	#2 (M2)	1,000
005160800014	005160859914	.087 (2.2)	.157 (4)	.787 (20)	#2 (M2)	1,000
005163800014	005163859914	.087 (2.2)	.157 (4)	.984 (25)	#2 (M2)	1,000
005166800014	005166859914	.087 (2.2)	.157 (4)	1.181 (30)	#2 (M2)	1,000
005377800014	005377859914	.134 (3.4)	.236 (6)	1.378 (35)	#4 (M3)	250
005378800014	005378859914	.134 (3.4)	.236 (6)	1.575 (40)	#4 (M3)	250
005371200014	005371259914	.134 (3.4)	.236 (6)	.079 (2)	#4 (M3)	500
005371400014	005371459914	.134 (3.4)	.236 (6)	.118 (3)	#4 (M3)	500
005371600014	005371659914	.134 (3.4)	.236 (6)	.157 (4)	#4 (M3)	500
005371800014	005371859914	.134 (3.4)	.236 (6)	.197 (5)	#4 (M3)	500
005372000014	005372059914	.134 (3.4)	.236 (6)	.236 (6)	#4 (M3)	500
005372400014	005372459914	.134 (3.4)	.236 (6)	.315 (8)	#4 (M3)	500
005372800014	005372859914	.134 (3.4)	.236 (6)	.394 (10)	#4 (M3)	500
005373200014	005373259914	.134 (3.4)	.236 (6)	.472 (12)	#4 (M3)	500
005373800014	005373859914	.134 (3.4)	.236 (6)	.591 (15)	#4 (M3)	500
005374400014	005374459914	.134 (3.4)	.236 (6)	.709 (18)	#4 (M3)	500
005374800014	005374859914	.134 (3.4)	.236 (6)	.787 (20)	#4 (M3)	500
005375800014	005375859914	.134 (3.4)	.236 (6)	.984 (25)	#4 (M3)	500
005376800014	005376859914	.134 (3.4)	.236 (6)	1.181 (30)	#4 (M3)	500
005419000014	005419059914	.165 (4.2)	.315 (8)	.118 (3)	#8 (M4)	500
005420500014	005420559914	.165 (4.2)	.315 (8)	.157 (4)	#8 (M4)	500
005422000014	005422059914	.165 (4.2)	.315 (8)	.197 (5)	#8 (M4)	500
005423200014	005423259914	.165 (4.2)	.315 (8)	.236 (6)	#8 (M4)	500
005425600014	005425659914	.165 (4.2)	.315 (8)	.315 (8)	#8 (M4)	500
005428000014	005428059914	.165 (4.2)	.315 (8)	.394 (10)	#8 (M4)	500
005429200014	005429259914	.165 (4.2)	.315 (8)	.472 (12)	#8 (M4)	500
005431000014	005431059914	.165 (4.2)	.315 (8)	.591 (15)	#8 (M4)	500
005432800014	005432859914	.165 (4.2)	.315 (8)	.709 (18)	#8 (M4)	500
005434000014	005434059914	.165 (4.2)	.315 (8)	.787 (20)	#8 (M4)	500
005437000014	005437059914	.165 (4.2)	.315 (8)	.984 (25)	#8 (M4)	500
005440000014	005440059914	.165 (4.2)	.315 (8)	1.181 (30)	#8 (M4)	500
005465000014	005465059914	.205 (5.2)	.394 (10)	.591 (15)	#10 (M5)	250
005466800014	005466859914	.205 (5.2)	.394 (10)	.709 (18)	#10 (M5)	250
005468000014	005468059914	.205 (5.2)	.394 (10)	.787 (20)	#10 (M5)	250
005471000014	005471059914	.205 (5.2)	.394 (10)	.984 (25)	#10 (M5)	250
005474000014	005474059914	.205 (5.2)	.394 (10)	1.181 (30)	#10 (M5)	250
005453000014	005453059914	.205 (5.2)	.394 (10)	.118 (3)	#10 (M5)	500
005454500014	005454559914	.205 (5.2)	.394 (10)	.157 (4)	#10 (M5)	500
005456000014	005456059914	.205 (5.2)	.394 (10)	.197 (5)	#10 (M5)	500
005457200014	005457259914	.205 (5.2)	.394 (10)	.236 (6)	#10 (M5)	500
005459600014	005459659914	.205 (5.2)	.394 (10)	.315 (8)	#10 (M5)	500
005462000014	005462059914	.205 (5.2)	.394 (10)	.394 (10)	#10 (M5)	500
005463200014	005463259914	.205 (5.2)	.394 (10)	.472 (12)	#10 (M5)	500

Pages 0692 - 0701.indd 698 11/6/2013 4:26:40 PM

005XXXXXXX05
Round Acetal (POM) Spacer



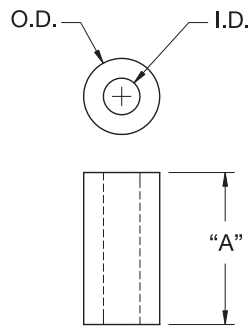

- High abrasion resistance
- Minimal water absorption
- High heat resistance
- Good electrical and dielectric properties
- Material: Acetal

Item No.						Bulk Pack Qty.
Natural	Black	I.D.	O.D.	"A" Spacer Length	For Screw	
005150000005	005150059905	.087 (2.2)	.157 (4)	.079 (2)	#2 (M2)	1,000
005150600005	005150659905	.087 (2.2)	.157 (4)	.118 (3)	#2 (M2)	1,000
005151200005	005151259905	.087 (2.2)	.157 (4)	.157 (4)	#2 (M2)	1,000
005151800005	005151859905	.087 (2.2)	.157 (4)	.197 (5)	#2 (M2)	1,000
005153600005	005153659905	.087 (2.2)	.157 (4)	.315 (8)	#2 (M2)	1,000
005154800005	005154859905	.087 (2.2)	.157 (4)	.394 (10)	#2 (M2)	1,000
005156000005	005156059905	.087 (2.2)	.157 (4)	.472 (12)	#2 (M2)	1,000
005157800005	005157859905	.087 (2.2)	.157 (4)	.591 (15)	#2 (M2)	1,000
005159600005	005159659905	.087 (2.2)	.157 (4)	.709 (18)	#2 (M2)	1,000
005160800005	005160859905	.087 (2.2)	.157 (4)	.787 (20)	#2 (M2)	1,000
005163800005	005163859905	.087 (2.2)	.157 (4)	.984 (25)	#2 (M2)	1,000
005166800005	005166859905	.087 (2.2)	.157 (4)	1.181 (30)	#2 (M2)	1,000
005200000005	005200059905	.102 (2.6)	.157 (4)	.079 (2)	#2 (M2.5)	1,000
005203000005	005203059905	.102 (2.6)	.157 (4)	.118 (3)	#2 (M2.5)	1,000
005206000005	005206059905	.102 (2.6)	.157 (4)	.197 (5)	#2 (M2.5)	1,000
005209000005	005209059905	.102 (2.6)	.157 (4)	.295 (7.5)	#2 (M2.5)	1,000
005212000005	005212059905	.102 (2.6)	.157 (4)	.394 (10)	#2 (M2.5)	1,000
005215000005	005215059905	.102 (2.6)	.157 (4)	.591 (15)	#2 (M2.5)	1,000
005218000005	005218059905	.102 (2.6)	.157 (4)	.787 (20)	#2 (M2.5)	1,000
005221000005	005221059905	.102 (2.6)	.157 (4)	.984 (25)	#2 (M2.5)	1,000
005224000005	005224059905	.102 (2.6)	.157 (4)	1.181 (30)	#2 (M2.5)	1,000
005237000005	005237059905	.102 (2.6)	.197 (5)	.079 (2)	#2 (M2.5)	1,000
005240000005	005240059905	.102 (2.6)	.197 (5)	.118 (3)	#2 (M2.5)	1,000
005243000005	005243059905	.102 (2.6)	.197 (5)	.197 (5)	#2 (M2.5)	1,000
005246000005	005246059905	.102 (2.6)	.197 (5)	.295 (7.5)	#2 (M2.5)	1,000
005249000005	005249059905	.102 (2.6)	.197 (5)	.394 (10)	#2 (M2.5)	1,000
005252000005	005252059905	.102 (2.6)	.197 (5)	.591 (15)	#2 (M2.5)	1,000
005255000005	005255059905	.102 (2.6)	.197 (5)	.787 (20)	#2 (M2.5)	1,000
005258000005	005258059905	.102 (2.6)	.197 (5)	.984 (25)	#2 (M2.5)	1,000
005261000005	005261059905	.102 (2.6)	.197 (5)	1.181 (30)	#2 (M2.5)	1,000
005274000005	005274059905	.122 (3.1)	.197 (5)	.079 (2)	#4 (M3)	1,000
005277000005	005277059905	.122 (3.1)	.197 (5)	.118 (3)	#4 (M3)	1,000
005280000005	005280059905	.122 (3.1)	.197 (5)	.197 (5)	#4 (M3)	1,000
005283000005	005283059905	.122 (3.1)	.197 (5)	.295 (7.5)	#4 (M3)	1,000
005286000005	005286059905	.122 (3.1)	.197 (5)	.394 (10)	#4 (M3)	1,000
005289000005	005289059905	.122 (3.1)	.197 (5)	.591 (15)	#4 (M3)	1,000
005292000005	005292059905	.122 (3.1)	.197 (5)	.787 (20)	#4 (M3)	1,000
005295000005	005295059905	.122 (3.1)	.197 (5)	.984 (25)	#4 (M3)	1,000
005298000005	005298059905	.122 (3.1)	.197 (5)	1.181 (30)	#4 (M3)	1,000

Pages 0692 - 0701.indd 699 11/6/2013 4:26:41 PM

SPACERS

SS
Round CPVC Spacer

Richco



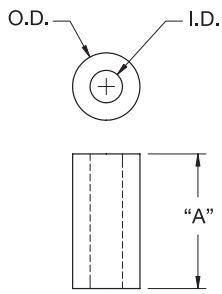

- Through-hole allows mounting with several different screw options
- No water absorption
- Material: UL94 V-0 CPVC
- Color: Light Grey

Item No.	Screw	"L" Spacer Length	I.D.	O.D.	Bulk Pack Qty.
SS4-2	#4 (M2.5)	1/4 (6.4)	.120 (3)	1/4 (6.4)	1,000
SS4-3	#4 (M2.5)	3/8 (9.5)	.120 (3)	1/4 (6.4)	1,000
SS4-4	#4 (M2.5)	1/2 (12.7)	.120 (3)	1/4 (6.4)	1,000
SS4-5	#4 (M2.5)	5/8 (15.9)	.120 (3)	1/4 (6.4)	1,000
SS4-6	#4 (M2.5)	3/4 (19.1)	.120 (3)	1/4 (6.4)	1,000
SS4-8	#4 (M2.5)	1 (25.4)	.120 (3)	1/4 (6.4)	1,000
SS4-10	#4 (M2.5)	1-1/4 (31.8)	.120 (3)	1/4 (6.4)	500
SS4-12	#4 (M2.5)	1-1/2 (38.1)	.120 (3)	1/4 (6.4)	500
SS6-2	#6 (M3)	1/4 (6.4)	.147 (3.7)	1/4 (6.4)	1,000
SS6-3	#6 (M3)	3/8 (9.5)	.147 (3.7)	1/4 (6.4)	1,000
SS6-4	#6 (M3)	1/2 (12.7)	.147 (3.7)	1/4 (6.4)	1,000
SS6-5	#6 (M3)	5/8 (15.9)	.147 (3.7)	1/4 (6.4)	1,000
SS6-6	#6 (M3)	3/4 (19.1)	.147 (3.7)	1/4 (6.4)	1,000
SS6-8	#6 (M3)	1 (25.4)	.147 (3.7)	1/4 (6.4)	1,000
SS6-10	#6 (M3)	1-1/4 (31.8)	.147 (3.7)	1/4 (6.4)	500
SS6-12	#6 (M3)	1-1/2 (38.1)	.147 (3.7)	1/4 (6.4)	500
SS8-2	#8 (M4)	1/4 (6.4)	.175 (4.4)	1/4 (6.4)	1,000
SS8-3	#8 (M4)	3/8 (9.5)	.175 (4.4)	1/4 (6.4)	1,000
SS8-4	#8 (M4)	1/2 (12.7)	.175 (4.4)	1/4 (6.4)	1,000
SS8-5	#8 (M4)	5/8 (15.9)	.175 (4.4)	1/4 (6.4)	1,000
SS8-6	#8 (M4)	3/4 (19.1)	.175 (4.4)	1/4 (6.4)	1,000
SS8-8	#8 (M4)	1 (25.4)	.175 (4.4)	1/4 (6.4)	1,000
SS8-10	#8 (M4)	1-1/4 (31.8)	.175 (4.4)	1/4 (6.4)	500
SS8-12	#8 (M4)	1-1/2 (38.1)	.175 (4.4)	1/4 (6.4)	500
SS8-2L	#8 (M4)	1/4 (6.4)	.175 (4.4)	3/8 (9.5)	1,000

Item No.	Screw	"L" Spacer Length	I.D.	O.D.	Bulk Pack Qty.
SS8-3L	#8 (M4)	3/8 (9.5)	.175 (4.4)	3/8 (9.5)	1,000
SS8-4L	#8 (M4)	1/2 (12.7)	.175 (4.4)	3/8 (9.5)	1,000
SS8-5L	#8 (M4)	5/8 (15.9)	.175 (4.4)	3/8 (9.5)	1,000
SS8-6L	#8 (M4)	3/4 (19.1)	.175 (4.4)	3/8 (9.5)	1,000
SS8-8L	#8 (M4)	1 (25.4)	.175 (4.4)	3/8 (9.5)	1,000
SS8-10L	#8 (M4)	1-1/4 (31.8)	.175 (4.4)	3/8 (9.5)	500
SS8-12L	#8 (M4)	1-1/2 (38.1)	.175 (4.4)	3/8 (9.5)	500
SS10-2	#10 (M5)	1/4 (6.4)	.200 (5.1)	3/8 (9.5)	1,000
SS10-3	#10 (M5)	3/8 (9.5)	.200 (5.1)	3/8 (9.5)	1,000
SS10-4	#10 (M5)	1/2 (12.7)	.200 (5.1)	3/8 (9.5)	1,000
SS10-5	#10 (M5)	5/8 (15.9)	.200 (5.1)	3/8 (9.5)	1,000
SS10-6	#10 (M5)	3/4 (19.1)	.200 (5.1)	3/8 (9.5)	1,000
SS10-8	#10 (M5)	1 (25.4)	.200 (5.1)	3/8 (9.5)	1,000
SS10-10	#10 (M5)	1-1/4 (31.8)	.200 (5.1)	3/8 (9.5)	500
SS10-12	#10 (M5)	1-1/2 (38.1)	.200 (5.1)	3/8 (9.5)	500
SS1/4-2	1/4 (M6)	1/4 (6.4)	.266 (6.8)	1/2 (12.7)	1,000
SS1/4-4	1/4 (M6)	1/2 (12.7)	.266 (6.8)	1/2 (12.7)	1,000
SS1/4-6	1/4 (M6)	3/4 (19.1)	.266 (6.8)	1/2 (12.7)	1,000
SS1/4-8	1/4 (M6)	1 (25.4)	.266 (6.8)	1/2 (12.7)	1,000
SS1/4-10	1/4 (M6)	1-1/4 (31.8)	.266 (6.8)	1/2 (12.7)	500
SS1/4-12	1/4 (M6)	1-1/2 (38.1)	.266 (6.8)	1/2 (12.7)	500
SS3/8-2	3/8 (M9)	1/4 (6.4)	.397 (10.1)	1/2 (12.7)	1,000
SS3/8-4	3/8 (M9)	1/2 (12.7)	.397 (10.1)	1/2 (12.7)	1,000
SS3/8-6	3/8 (M9)	3/4 (19.1)	.397 (10.1)	1/2 (12.7)	1,000
SS3/8-8	3/8 (M9)	1 (25.4)	.397 (10.1)	1/2 (12.7)	1,000

Round Unthreaded Spacers
Aluminum - Brass



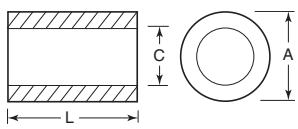

Aluminum is plain finished. Brass is clear chromate zinc plated.

Aluminum Item No.	Brass Item No.	A	C	For Screw Size	L	Pack Qty.
RAF-102	—	1/4	.115	#4	1/8	1
RAF-104	—	1/4	.115	#4	1/4	1
RAF-114	—	1/4	.140	#6	1/8	1
RAF-116	—	1/4	.140	#6	1/4	1
RAF-118	—	1/4	.140	#6	3/8	1
RAF-126	—	1/4	.166	#8	1/8	1
RAF-136	—	1/4	.166	#8	3/4	1
—	RAF-238	5/16	.166	#8	1/4	1
—	RAF-244	5/16	.166	#8	3/4	1
—	RAF-246	5/16	.192	#10	1/4	1

Aluminum Item No.	Brass Item No.	A	C	For Screw Size	L	Pack Qty.
RAF-148	RAF-248	5/16	.192	#10	3/8	1
—	RAF-250	5/16	.192	#10	1/2	1
RAF-152	RAF-252	5/16	.192	#10	3/4	1
RAF-154	—	3/8	.166	#8	1/4	1
—	RAF-258	3/8	.166	#8	1/2	1
—	RAF-260	3/8	.166	#8	3/4	1
RAF-162	RAF-262	3/8	.192	#10	1/4	1
—	RAF-264	3/8	.192	#10	3/8	1
RAF-166	RAF-266	3/8	.192	#10	1/2	1
RAF-168	RAF-268	3/8	.192	#10	3/4	1

Pages 0692 - 0701.indd 700 11/6/2013 4:26:43 PM

SELF RETAINING SPACERS

SRS/CBSS Series
Snap In Standoff



- Self-retaining and self-aligning
- Board mount head snaps in and maintains spacing even after the screw is removed

Specifications:
- Material: Nylon 6/6
- Color: Natural
- Flame Class: UL94 V-2

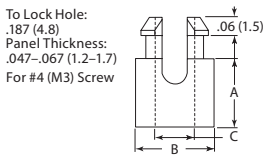

Standard

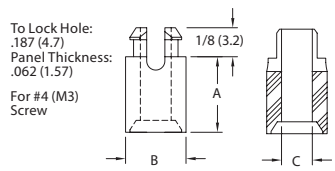

Stackable

#4 Screw

Item No.		A		B		C		Bulk Pack Qty.
Standard	Stackable	In	mm	In	mm	In	mm	
SRS4-2-01	SSRS4-2-01	0.125	3.2	0.250	6.4	0.125	3.2	1000
CBSS010A	—	0.138	3.5	0.250	6.4	0.125	3.2	1000
CBSS015A	—	0.157	4.0	0.250	6.4	0.125	3.2	1000
CBSS020A	—	0.177	4.5	0.250	6.4	0.125	3.2	1000
SRS4-3-01	SSRS4-3-01	0.187	4.7	0.250	6.4	0.125	3.2	1000
SRS4-4-01	SSRS4-4-01	0.250	6.4	0.250	6.4	0.125	3.2	1000
SRS4-5-01	SSRS4-5-01	0.312	7.9	0.250	6.4	0.125	3.2	1000
SRS4-6-01	SSRS4-6-01	0.375	9.5	0.250	6.4	0.125	3.2	1000
SRS4-7-01	SSRS4-7-01	0.437	11.1	0.250	6.4	0.125	3.2	1000

Item No.		A		B		C		Bulk Pack Qty.
Standard	Stackable	In	mm	In	mm	In	mm	
CBSS050A	—	0.472	12.0	0.250	6.4	0.125	3.2	1000
SRS4-8-01	SSRS4-8-01	0.500	12.7	0.250	6.4	0.125	3.2	1000
CBSS060A	—	0.559	14.2	0.250	6.4	0.125	3.2	1000
CBSS065A	—	0.591	15.0	0.250	6.4	0.125	3.2	1000
SRS4-10-01	SSRS4-10-01	0.625	15.9	0.250	6.4	0.125	3.2	1000
SRS4-12-01	SSRS4-12-01	0.750	19.1	0.250	6.4	0.125	3.2	1000
SRS4-14-01	SSRS4-14-01	0.875	22.2	0.250	6.4	0.125	3.2	1000
SRS4-16-01	SSRS4-16-01	1.000	25.4	0.250	6.4	0.125	3.2	1000

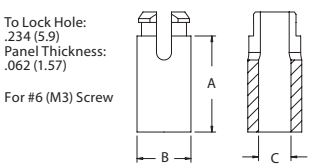

Standard

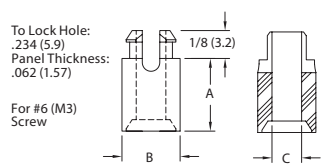

Stackable

#6 Screw

Item No.		A		B		C		Bulk Pack Qty.
Standard	Stackable	In	mm	In	mm	In	mm	
SRS6-4-01	SSRS6-4-01	0.250	6.4	0.281	7.1	0.153	3.9	1000
SRS6-5-01	SSRS6-5-01	0.312	7.9	0.281	7.1	0.153	3.9	1000
SRS6-6-01	SSRS6-6-01	0.375	9.5	0.281	7.1	0.153	3.9	1000
SRS6-7-01	SSRS6-7-01	0.437	11.1	0.281	7.1	0.153	3.9	1000
SRS6-8-01	SSRS6-8-01	0.500	12.7	0.281	7.1	0.153	3.9	1000

Item No.		A		B		C		Bulk Pack Qty.
Standard	Stackable	In	mm	In	mm	In	mm	
SRS6-10-01	SSRS6-10-01	0.625	15.9	0.281	7.1	0.153	3.9	1000
SRS6-12-01	SSRS6-12-01	0.750	19.1	0.281	7.1	0.153	3.9	1000
SRS6-14-01	SSRS6-14-01	0.875	22.2	0.281	7.1	0.153	3.9	1000
SRS6-16-01	SSRS6-16-01	1.000	25.4	0.281	7.1	0.153	3.9	1000

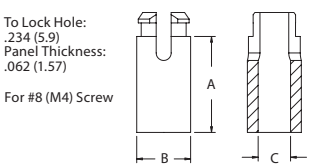

Fig. 1 Standard

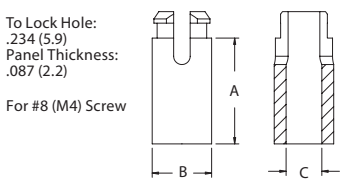

Fig. 2 Standard

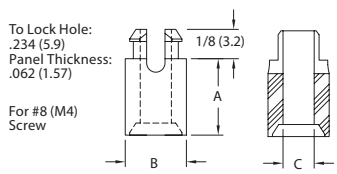

Stackable

#8 Screw

Item No.			A		B		C		Bulk Pack Qty.
Standard Fig.1	Standard Fig.2	Stackable	In	mm	In	mm	In	mm	
CBSS105A	-	-	0.118	3.0	0.281	7.1	0.169	4.3	1000
CBSS110A	-	-	0.157	4.0	0.281	7.1	0.169	4.3	1000
CBSS115A	-	-	0.181	4.6	0.281	7.1	0.169	4.3	1000
CBSS120A	-	-	0.197	5.0	0.281	7.1	0.169	4.3	1000
SRS8-3-01	SRS8-2-3-01	SSRS8-3-01	0.188	4.8	0.281	7.1	0.169	4.3	1000
SRS8-4-01	SRS8-2-4-01	SSRS8-4-01	0.250	6.4	0.281	7.1	0.169	4.3	1000
SRS8-5-01	SRS8-2-5-01	SSRS8-5-01	0.313	7.9	0.281	7.1	0.169	4.3	1000
SRS8-6-01	SRS8-2-6-01	SSRS8-6-01	0.375	9.5	0.281	7.1	0.169	4.3	1000

Item No.			A		B		C		Bulk Pack Qty.
Standard Fig.1	Standard Fig.2	Stackable	In	mm	In	mm	In	mm	
SRS8-7-01	SRS8-2-7-01	SSRS8-7-01	0.438	11.1	0.281	7.1	0.169	4.3	1000
SRS8-8-01	SRS8-2-8-01	SSRS8-8-01	0.500	12.7	0.281	7.1	0.169	4.3	1000
SRS8-10-01	SRS8-2-10-01	SSRS8-10-01	0.625	15.9	0.281	7.1	0.169	4.3	1000
CBSS155A	-	-	0.669	17.0	0.281	7.1	0.169	4.3	1000
SRS8-12-01	SRS8-2-12-01	SSRS8-12-01	0.750	19.1	0.281	7.1	0.169	4.3	1000
SRS8-14-01	SRS8-2-14-01	SRS8-14-01	0.875	22.2	0.281	7.1	0.169	4.3	1000
SRS8-16-01	SRS8-2-16-01	SRS8-16-01	1.000	25.4	0.281	7.1	0.169	4.3	1000
CBSS175A	-	-	1.181	30.0	0.281	7.1	0.169	4.3	1000

Pages 0692 - 0701.indd 701 11/6/2013 4:26:50 PM

SELF RETAINING SCREW GROMMETS & GROUNDING CIRCUIT BOARD SUPPORT

GN/SRSG Series
Grommet Nut

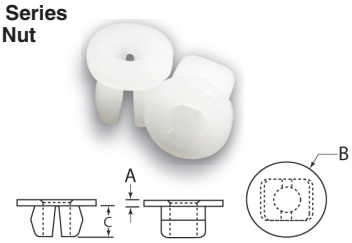

Type 1

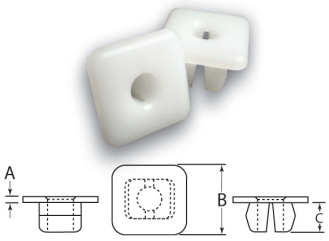

Type 2

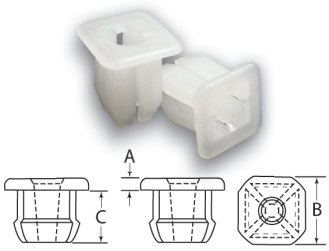

Type 3

Specifications:
- Material: Nylon
- Color: Natural

Features:
- Used to attach a component to a panel
- Replaces the need to weld a nut onto a panel
- Ideal for outdoor environments
- Resistant to corrosion, oil, abrasion, & most chemicals
- Reduces assembly time and cost



Item No.	Type	Hole Size In	Panel Thickness In	Screw Size	Head Size B	Head Thickness A	Length C	Bulk Pack Qty.
GN200A	1	0.275 - 0.290	.031-.125	#8 or #10	0.500	0.250	0.320	1000
GN210A	1	0.275 - 0.290	.031-.156	#8	0.500	0.375	0.320	1000
GN220A	1	0.280-.285	.032-.150	#6	0.500	0.719	0.344	1000
GN230A	1	0.281 - 0.286	.031-.109	#8 or #10	0.492	0.693	0.281	1000
GN240A	1	0.310	.031-.160	#10	0.500	0.035	0.292	1000
GN250A	1	0.325 - 0.330	.031-.156	#10	0.565	0.062	0.320	1000
GN260A	1	0.350 - 0.355	.032-.105	#12	0.534	0.130	0.281	1000
GN270A	1	0.415 - 0.430	.032-.135	5/16	0.750	0.062	0.310	1000
GN280A	1	0.425 - 0.429	.031-.110	5/16	0.740	0.190	0.312	1000
SRSG-1D	1	0.281 - 0.286	.031-.109	#8-10	0.490	0.250	0.280	1000
SRSG-2D	1	0.281 - 0.286	.031-.109	#8-10	0.490	0.312	0.280	1000
SRSG-3D	1	0.281 - 0.286	.031-.109	#8-10	0.490	0.375	0.280	1000
SRSG-4D	1	0.281 - 0.286	.031-.109	#8-10	0.490	0.500	0.280	1000
SRSG-5D	1	0.281 - 0.286	.031-.109	#8-10	0.490	0.625	0.280	1000
SRSG-6D	1	0.281 - 0.286	.031-.109	#8-10	0.490	0.687	0.280	1000
SRSG-9D	1	0.280 - 0.295	.031-.156	#8-10	0.500	0.098	0.325	1000
SRSG-10D	1	0.280 - 0295	.031-.156	#8-10	0.500	0.130	0.325	1000
SRSG-11D	1	0.280 - 0.295	.031-.156	#8-10	0.500	0.375	0.325	1000
GN400A	2	0.200 - 0.270	.032-.156	#6	0.312 / 0.437	0.035	0.312	1000
GN402A	3	0.245 - 0.255	.031-.125	#8	0.375	0.031	0.406	1000
GN405A	2	0.250 - 0.260	.031-.115	#6 - #8	0.375	0.031	0.281	1000
SRSG6-04-01	2	0.245 - 0.255	.031-.125	#6	0.380	0.040	0.280	1000
GN410A	2	0.250 - 0.270	.062-.155	#6	0.435	0.094	0.220	1000
GN415A	2	0.250 - 0.255	.110-.125	#6	0.375	0.032	0.312	1000
GN417A	3	0.260 - 0.270	.093-.187	#8	0.375	0.047	0.420	1000
GN420A	2	0.275 - 0.280	.040-.045	#6	0.375	0.031	0.265	1000
GN425A	2	0.275 - 0.285	.031-.125	#6	0.410	0.040	0.310	1000
GN430A	2	0.275 - 0.290	.031-.125	#8 - #10	0.370	0.032	0.330	1000
GN435A	2	0.275 - 0.290	.031-.125	#4	0.375	0.050	0.218	1000
SRSG-7S	2	0.275 - 0.290	.031-.130	#8 - #10	0.405	0.033	0.325	1000
SRSG-8S	2	0.275 - 0.290	.031-.130	#8 - #10	0.405	0.063	0.325	1000
GN440A	2	0.275 - 0.280	0.062 - 0.120	#8 - #10	0.375	0.062	0.320	1000
GN445A	2	0.310	0.031 - 0.170	#8 - #10	0.375	0.250	0.320	1000
GN450A	2	0.320	0.031 - 0.155	#6	0.390	0.055	0.281	1000
GN452A	3	0.350 - 0.365	0.032 - 0.095	#8 - #10	0.435	0.062	0.270	1000
GN454A	3	0.370 - 0.375	0.031 - 0.100	#8	0.437	0.062	0.281	1000
GN455A	2	0.370 - 0.375	0.062 - 0.120	#10	0.465	0.062	0.295	1000
GN457A	3	0.228 / 0.233	0.250 / 0.271	#8	0.437	0.078	0.281	1000
GN460A	2	0.250	0.093 / 0.275	#10	0.650	0.072	0.305	1000
GN462A	3	0.303	0.031 / 0.145	#8	0.505	0.032	0.275	1000
GN465A	2	0.305 / 0.310	0.125 / 0.135	#10	0.493	0.094	0.295	1000
GN470A	2	0.310 / 0.315	0.110 / 0.115	#12	0.620	0.080	0.275	1000
GN475A	2	0.330	0.031 / 0.125	1/4	0.625	0.080	0.281	1000
GN477A	3	0.377 /. 0382	0.125 / 0.130	#10	0.609	0.082	0.308	1000
GN479A	3	0.410 / 0.410	0.031 / 0.062	1/4	0.630	0.140	0.280	1000

GCBS
Grounding Circuit Board Support

Richco

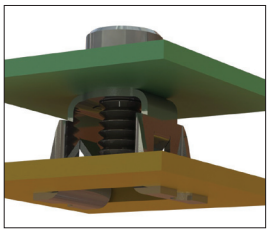

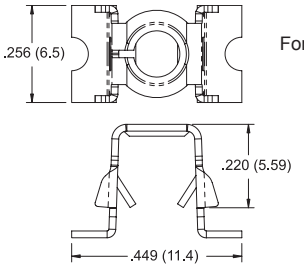

Top Hole:
For a #6-32 screw

- Mounts with a #6-32 screw
- Part enters chassis from the bottom side
- As screw engages the support, the sides of the legs are driven laterally which locks the legs in place
- Material: .019 (0.47) Thick SK-5 Heat Treated Steel
- Finish: Zinc Plated

Item No.	Hole Size	Bulk Pack Qty.
GCBS-3	.270 (6.85) Square	1,000

Pages 0702 - 0711.indd 702 11/6/2013 4:28:14 PM

SCREW LOCK SPACERS

CSR/CSP Series Collar Spacer



CSP Series (Collar Spacers) can be used with the following screws and nuts:

Threads: 4-40, 6-32, 8-32

SCREWS: **SPS Series - Page: 786** | **SPX Series - Page 786**

NUTS: **NLH Series - Page: 814** | **NHS Series - Page: 813**



Threads: M3 & M4

SCREWS: **SXHM Series - Page: 784** | **SCSM Series - Page: 787**

NUTS: **SPXM Series - Page: 786** | **NHSM Series - Page: 813**



Specifications:

- Material: Nylon 6/6
- Color: Natural
- Flame Class: UL94 V-2

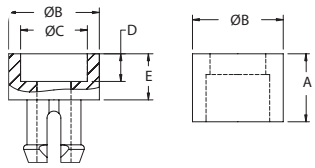

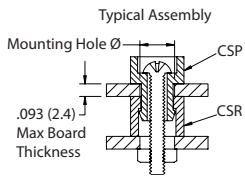

Retainer

Item No.	A In	A mm	B In	B mm	Mating Pin	Screw	Bulk Pack Qty.
CSR4-224-01	0.224	5.7	0.295	7.5	CSP4-01	#4 OR M2.5	1000
CSR4-295-01	0.295	7.5	0.295	7.5	CSP4-01	#4 OR M2.5	1000
CSR4-394-01	0.394	10.0	0.295	7.5	CSP4-01	#4 OR M2.5	1000
CSR4-591-01	0.591	15.0	0.295	7.5	CSP4-01	#4 OR M2.5	1000
CSR4-787-01	0.787	20.0	0.295	7.5	CSP4-01	#4 OR M2.5	1000
CSR6-224-01	0.224	5.7	0.394	10.0	CSP6-01	#6 OR M3	1000
CSR6-295-01	0.295	7.5	0.394	10.0	CSP6-01	#6 OR M3	1000
CSR6-394-01	0.394	10.0	0.394	10.0	CSP6-01	#6 OR M3	1000
CSR6-591-01	0.591	15.0	0.394	10.0	CSP6-01	#6 OR M3	1000
CSR6-787-01	0.787	20.0	0.394	10.0	CSP6-01	#6 OR M3	1000
CSR8-224-01	0.224	5.7	0.436	11.1	CSP8-01	#8 OR M4	1000
CSR8-295-01	0.295	7.5	0.436	11.1	CSP8-01	#8 OR M4	1000
CSR8-394-01	0.394	10.0	0.436	11.1	CSP8-01	#8 OR M4	1000
CSR8-591-01	0.591	15.0	0.436	11.1	CSP8-01	#8 OR M4	1000
CSR8-787-01	0.787	20.0	0.436	11.1	CSP8-01	#8 OR M4	1000

Pin

Item No.	B In	B mm	C In	C mm	D In	D mm	E In	E mm	Mounting Hole In	Mounting Hole mm	Bulk Pack Qty.
CSP4-01	0.295	7.5	—	—	—	—	0.195	2.5	0.195	5.0	1000
CSP6-01	0.394	1.0.	0.290	7.4	0.120	3.0	0.256	5.1	0.256	6.5	1000
CSP8-01	0.436	11.1	0.330	8.4	0.140	3.6	0.272	5.6	0.272	6.9	1000

MSNE Spacer Nut



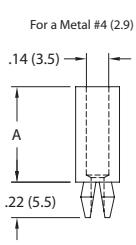

Specifications:

- Material: Nylon 6/6
- Color: Natural
- Flame Class: UL94 V-2



Item No.	A in	A mm	Bulk Pack Qty.
MSNE-2-01	0.125	3.2	1000
MSNE-4M-01	0.157	4.0	1000
MSNE-3-01	0.188	4.8	1000
MSNE-6M-01	0.240	6.1	1000
MSNE-4-01	0.250	6.4	1000
MSNE-5-01	0.313	7.9	1000
MSNE-8M-01	0.313	8.0	1000

Item No.	A in	A mm	Bulk Pack Qty.
MSNE-6-01	0.375	9.5	1000
MSNE-10M-01	0.390	9.9	1000
MSNE-12M-01	0.470	11.9	1000
MSNE-8-01	0.500	12.7	1000
MSNE-10-01	0.625	15.9	1000
MSNE-12-01	0.750	19.1	1000
MSNE-16-01	1.000	25.4	1000

SN Spacer Nut



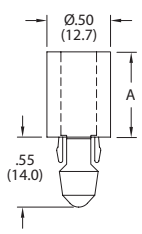

Specifications:

- Material: Polycarbonate
- Color: Clear
- UL94 HB

Item No.	A in	A mm	Bulk Pack Qty.
SN-125	0.125	3.2	1000
SN-187	0.187	4.7	1000
SN-250	0.250	6.4	1000

Item No.	A in	A mm	Bulk Pack Qty.
SN-312	0.312	7.9	1000
SN-375	0.375	9.5	1000
SN-500	0.500	12.7	1000

EG Expansion Grommet



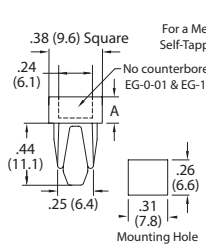

Specifications:

- Material: Nylon 6/6
- Color: Natural
- Flame Class: UL94 V-2

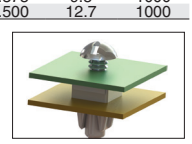

Item No.	A in	A mm	Bulk Pack Qty.
EG-0-01	0.031	0.8	1000
EG-1-01	0.063	1.6	1000
EG-2-01	0.125	3.2	1000
EG-3-01	0.188	4.8	1000
EG-4-01	0.250	6.4	1000

Item No.	A in	A mm	Bulk Pack Qty.
EG-5-01	0.313	7.9	1000
EG-6-01	0.375	9.5	1000
EG-7-01	0.438	11.1	1000
EG-8-01	0.500	12.7	1000

TFR Toggle Fixer



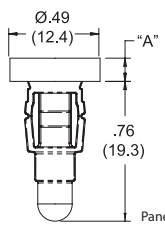

- As self tapping screw is installed, the grommet expands and securely locks the screw and assembled parts in place
- Grommet legs are forced outward to help seal the mounting hole
- Square hole prevents rotation
- Mounts with a metal #8 self-tapping screw
- Material: UL94 V-2 Nylon 6/6
- Color: Natural

Item No.	"A"	Panel Thickness	Bulk Pack Qty.
TFR-1	.031 (0.8)	.060 - .110 (1.5 - 2.8)	1,000
TFR-2	.125 (3.2)	.020 - .110 (0.5 - 2.8)	1,000
TFR-3	.189 (4.8)	.020 - .110 (0.5 - 2.8)	1,000

Pages 0702 - 0711.indd 703 11/6/2013 4:28:37 PM

VERTICAL MOUNT CARD GUIDES

VMCG
Vertical Mount Card Guides



Patent 6,547,082

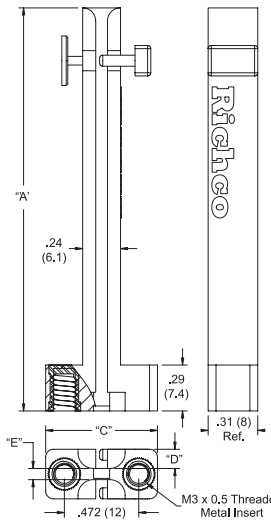

Fig. 1

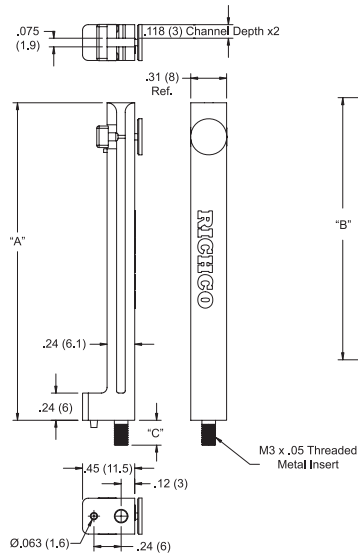

Fig. 2

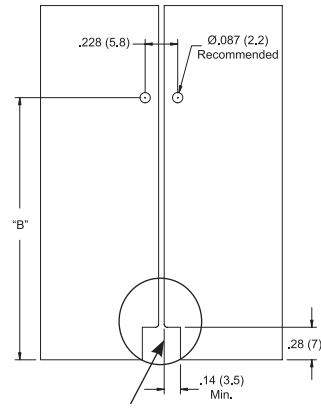

Cutout Needed Only for Fig. 2

PCB Hole Locations

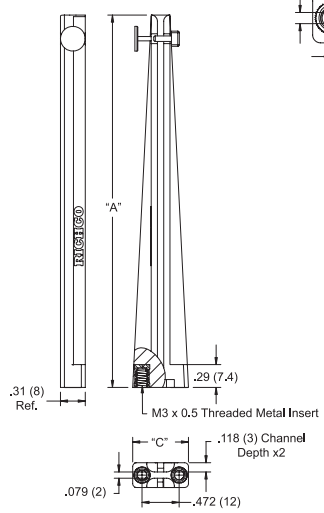

Fig. 3

- Locking pin holds boards in place. To engage or disengage, simply press with finger
- Double channel permits side-by-side mounting
- Includes mounting hardware: screw, washer and lock washer
- Material: Card Guide: GF Nylon 6; Color: Grey; Locking Mechanism: HDPE; Color: Black, Metal Pin: Stainless Steel; Screws: Mild Steel, Zinc Plated; Washers: Stainless Steel; Threaded Insert: Brass
- Mounting Hole Panel Thickness: Up to .125 (3.18) with M3 Screw (provided)

Item No.	"A"	"B"	"C"	"D"	"E"	Fig.	Accepts PCB Thickness	Bulk Pack Qty.
VMCG-50-MPBK-K	1.83 (46.5)	1.65 (42.0)	.71 (18)	.104 (2.6)	.105 (2.7)	1	.062 (1.6)	100
VMCG-65-MPBK-K	2.56 (65.0)	2.22 (56.5)	.71 (18)	.118 (3)	.079 (2)	1	.062 (1.6)	100
VMCG-70-MPBK-K	2.76 (70.1)	2.44 (62.5)	.22 (5.6)	-	-	2	.062 (1.6)	100
VMCG-90-MPBK-K	3.54 (90)	3.21 (81.5)	.71 (18)	.118 (3)	.079 (2)	1	.062 (1.6)	100
VMCG-100-MPBK-K	3.94 (100)	3.62 (92)	.35 (8.9)	-	-	2	.062 (1.6)	100
VMCG-135-MPBK-K	5.31 (135)	4.98 (126.5)	.75 (19)	.118 (3)	.079 (2)	1	.062 (1.6)	100
VMCG-160-MPBK-K	6.30 (160)	4.43 (112.5)	.75 (19)	.118 (3)	.079 (2)	1	.062 (1.6)	100
VMCG-320-MPBK-K	4.73 (120)	4.43 (112.5)	.71 (18)	-	-	3	.062 (1.6)	100
VMCG-330-MPBK-K	4.73 (120)	4.43 (112.5)	.71 (18)	.118 (3)	.079 (2)	1	.062 (1.6)	100
VMCG-360-MPBK-K	6.30 (160)	4.43 (112.5)	.75 (19)	-	-	3	.062 (1.6)	100

VMCGE
Vertical Mount Card Guide



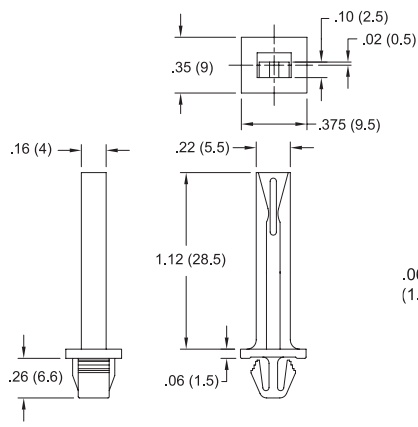

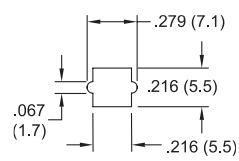

Mounting Hole Detail

Mounting Hole: Snap-lock into dimensions

Panel Thickness: .047 - .071 (1.2 - 1.8)

- Quick way to run a PC board to the chassis
- Material: UL94 V-2 Nylon 6/6
- Color: Natural

Item No.	Accepts PCB Thickness	Bulk Pack Qty.
VMCGE-30M-01	.062 (1.6)	1,000

Pages 0702 - 0711.indd 704 11/6/2013 4:28:44 PM

VMCGN
Vertical Mount Card Guides



Patent 6,547,082

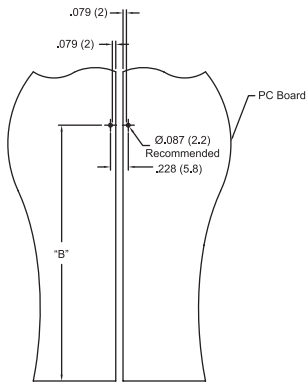

PCB Hole Locations

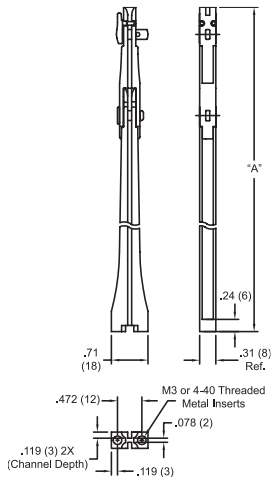

Fig 2 + Fig. 3 Assembly

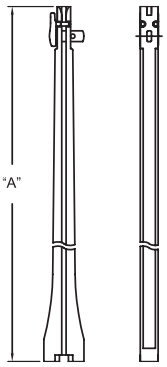

Fig. 1
Base

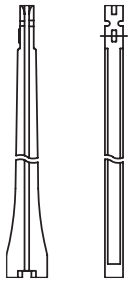

Fig. 2
Base

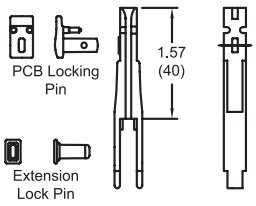

Fig. 3
Extension

- Locking pin holds boards in place. To engage or disengage, simply press with finger
- Double channel permits side-by-side mounting
- Part numbers ending in -K include M3 screw, washer and lock washer mounting hardware
- Material: Card Guide: UL94 V-0 Polystyrene, Color: Blue; Locking Mechanism: Acetal, Color: White; Screws: Mild Steel, Zinc Plated; Washers: Stainless Steel;
- Threaded Insert: Brass

Item No.	"A"	"B"	Threaded Insert	Fig.	Accepts PCB Thickness	Bulk Pack Qty.
VMCGN65-M3-L-K	2.56 (65)	2.24 (57)	M3	1	.079 (2)	100
VMCGN65-440-L	2.56 (65)	2.24 (57)	4-40	1	.079 (2)	100
VMCGN105-M3-L-K	4.13 (105)	3.82 (97)	M3	2 + 3	.079 (2)	100
VMCGN105-440-L	4.13 (105)	3.82 (97)	4-40	2 + 3	.079 (2)	100
VMCGN120-M3-L-K	4.72 (120)	4.41 (112)	M3	1	.079 (2)	100
VMCGN120-440-L	4.72 (120)	4.41 (112)	4-40	1	.079 (2)	100
VMCGN160-M3-L-K	6.30 (160)	5.98 (152)	M3	2 + 3	.079 (2)	100
VMCGN160-440-L	6.30 (160)	5.98 (152)	4-40	2 + 3	.079 (2)	100

Note: No.'s ending in -K include mounting hardware

VMCGLE
Vertical Mount Card Guide Latched



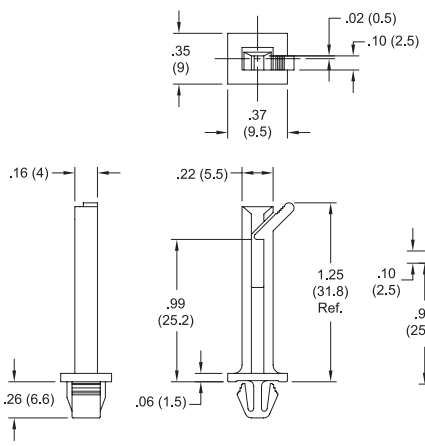

Typical Board Cutout

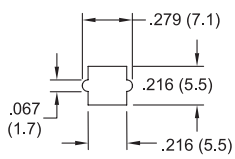

Mounting Hole:
Snap-lock into above dimensions
Panel Thickness:
047 - .071 (1.2 - 1.8)

Mounting Hole Detail

- Board is held in place by locking tab
- Mounts into a square hole to prevent rotation
- Board is easily released
- Material: UL94 V-2 Nylon 6/6
- Color: Natural

Item No.	Accepts PCB Thickness	Bulk Pack Qty.
VMCGLE-31M-01	.062 (1.6)	1,000

Pages 0702 - 0711.indd 705 11/6/2013 4:28:49 PM

VERTICAL MOUNT CARD GUIDES

CBG
Circuit Board Guide



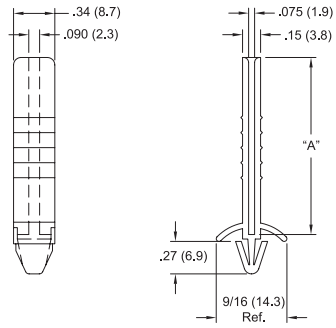

Mounting Hole: Snap-lock: .175 x .310 (4.45 x 7.87) Rectangular Hole
Panel Thickness: .030 - .070 (0.76 - 1.78)

- Vertical mount for boards of any width
- Double channel permits side-by-side mounting
- PC board easily slides in and out
- Material: UL94 V-2 Nylon 6/6
- Color: Natural

Item No.	"A"	Accepts PCB Thickness	Bulk Pack Qty.
CBG-1-01	1.0 (25.4)	.062 (1.6)	100
CBG-1.5-01	1.5 (38.1)	.062 (1.6)	100
CBG-2-01	2.0 (50.8)	.062 (1.6)	100
CBG-3-01	3.0 (76.2)	.062 (1.6)	100

LCBG
Locking Circuit Board Guide



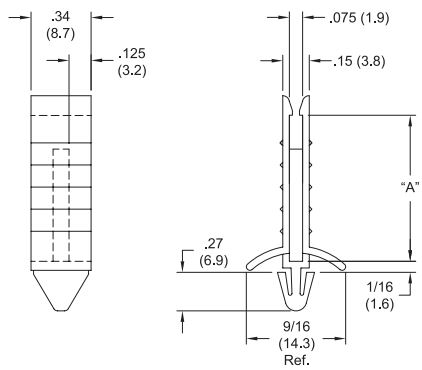

Mounting Hole: Snap-lock: .175 x .310 (4.45 x 7.87) Rectangular Hole
Panel Thickness: .030 - .070 (0.76 - 1.78)

- Locking tabs hold board in place.
- Vertical mount for boards of any width
- Double channel permits side-by-side mounting
- Material: UL94 V-2 Nylon 6/6
- Color: Natural

Item No.	"A"	Accepts PCB Thickness	Bulk Pack Qty.
LCBG-1-01	.880 (22.4)	.062 (1.6)	100
LCBG-1.5-01	1.375 (34.9)	.062 (1.6)	100
LCBG-2-01	1.870 (47.5)	.062 (1.6)	100
LCBG-3-01	2.875 (73)	.062 (1.6)	100

LCBG-T
Releasable Locking Circuit Board Guide



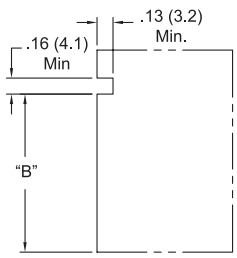

Typical Board Cutout

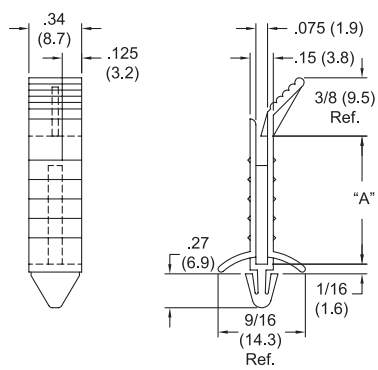

Mounting Hole: Snap-lock: .175 x .310 (4.45 x 7.87) Rectangular Hole
Panel Thickness: .030 - .070 (0.76 - 1.78)

- Double channel permits side-by-side mounting
- Board is held in place by locking tab
- Board is easily released
- Material: UL94 V-2 Nylon 6/6
- Color: Natural

Item No.	"A"	"B"	Accepts PCB Thickness	Bulk Pack Qty.
LCBG-1T-01	.880 (22.4)	.865 (22)	.062 (1.6)	100
LCBG-1.5T-01	1.375 (34.9)	1.360 (34.5)	.062 (1.6)	100
LCBG-2T-01	1.870 (47.5)	1.855 (47.1)	.062 (1.6)	100
LCBG-3T-01	2.875 (73)	2.860 (72.6)	.062 (1.6)	100

Pages 0702 - 0711.indd 706 11/6/2013 4:28:52 PM

RSSHG
Single Sided Horizontal Card Guide



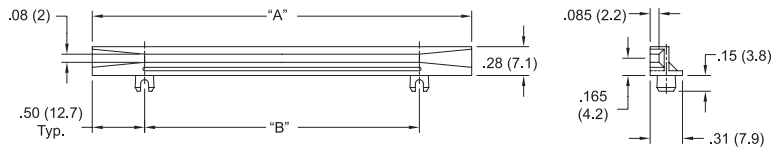

Recommended Mounting Holes

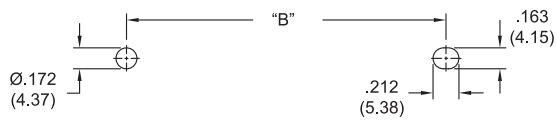

Mounts into Panel Thickness: .047 - .090 (1.2 - 2.3)

- Innovative mounting method for horizontal mounting
- Firm retention for any board width
- Material: UL94 V-0
- Nylon 6/6
- Color: Black

Item No.	"A"	"B"	Accepts PCB Thickness	Bulk Pack Qty.
RSSHG-201-165	2.0 (50.8)	1.0 (25.4)	.062 (1.6)	500
RSSHG-251-165	2.5 (63.5)	1.5 (38.1)	.062 (1.6)	500
RSSHG-301-165	3.0 (76.2)	2.0 (50.8)	.062 (1.6)	500
RSSHG-351-165	3.5 (88.9)	2.5 (63.5)	.062 (1.6)	500
RSSHG-401-165	4.0 (101.6)	3.0 (76.2)	.062 (1.6)	500
RSSHG-451-165	4.5 (114.3)	3.5 (88.9)	.062 (1.6)	500
RSSHG-501-165	5.0 (127)	4.0 (101.6)	.062 (1.6)	500
RSSHG-601-165	6.0 (152.4)	5.0 (127)	.062 (1.6)	500

BMS-S
Board Mounting Strip



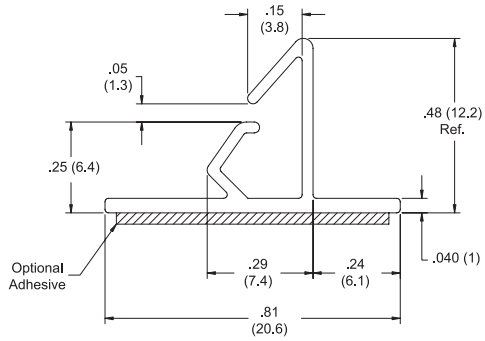

- Horizontal mount for boards of any length or width
- Material: UL94 V-0 Rigid PVC
- Color: Black
- Adhesive: Optional 1/16 (1.6) thick double sided adhesive
- Standard Pack: 100 feet: 25 pieces x 48", (25 pieces x 1,219.2mm) lengths

Item No.	Adhesive	Bulk Pack Qty.
BMS-S-48	N/A	100
BMS-SA-48	Yes	100

BMS-D
Board Mounting Strip- Double Sided



New

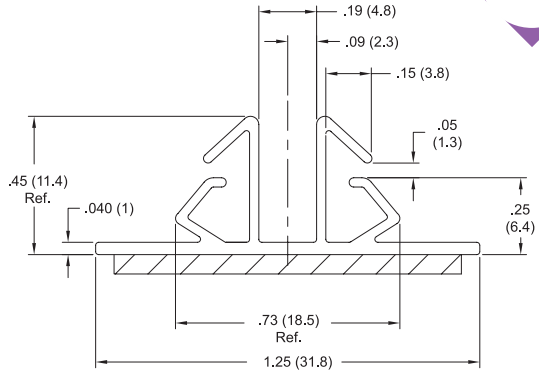

- Horizontal mount for boards of any length or width
- Good for parallel mounting
- Material: UL94 V-0 Rigid PVC
- Color: Black
- Adhesive: Optional 1/16 (1.6) thick double sided adhesive
- Standard Pack: 100 feet: 25 pieces x 48", (25 pieces x 1,219.2mm) lengths

Item No.	Adhesive	Bulk Pack Qty.
BMS-D-48	N/A	100
BMS-DA-48	Yes	100

Pages 0702 - 0711.indd 707 11/6/2013 4:28:56 PM

STANDARD PCB CARD GUIDES & PULLERS

RSDC
Snap-In Card Guide



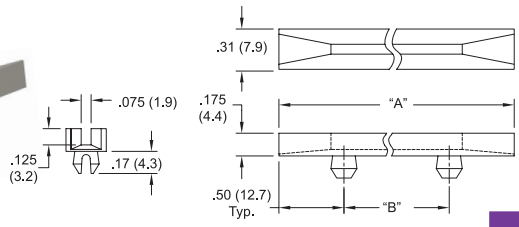

Recommended Mounting Holes

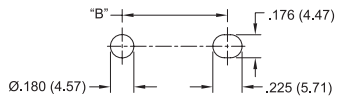

Mounts into Panel Thickness: .047 - .090 (1.2 - 2.3)

- Tapered on both ends to ease insertion of the PC board
- Material: UL94 V-2 Nylon 6/6
- Color: Natural

Item No.	"A" Ref.	"B"	Accepts PCB Thickness	Bulk Pack Qty.
RSDC-250	2.5 (63.5)	1.5 (38.1)	.062 (1.6)	500
RSDC-300	3.0 (76.2)	2.0 (50.8)	.062 (1.6)	500
RSDC-350	3.5 (88.9)	2.5 (63.5)	.062 (1.6)	500
RSDC-400	4.0 (101.6)	3.0 (76.2)	.062 (1.6)	500
RSDC-450	4.5 (114.3)	3.5 (88.9)	.062 (1.6)	500
RSDC-500	5.0 (127)	4.0 (101.6)	.062 (1.6)	500
RSDC-550	5.5 (139.7)	4.5 (114.3)	.062 (1.6)	500
RSDC-600	6.0 (152.4)	5.0 (127)	.062 (1.6)	500
RSDC-650	6.5 (164.1)	5.5 (139.7)	.062 (1.6)	500
RSDC-700	7.0 (177.8)	6.0 (152.4)	.062 (1.6)	500
RSDC-750	7.5 (190.5)	6.5 (165.1)	.062 (1.6)	500
RSDC-800	8.0 (203.2)	7.0 (177.8)	.062 (1.6)	500

RN
Narrow Card Guide



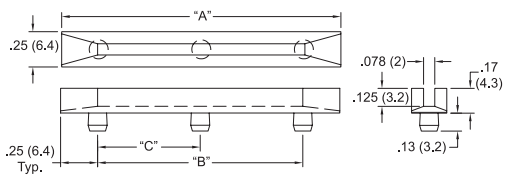

Recommended Mounting Holes

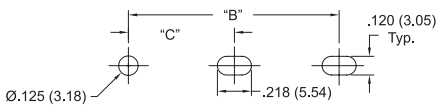

Mounts into Panel Thickness: .047 - .085 (1.2 - 2.2)

- Narrow width allows for higher density or optimum air flow
- Material: UL94 V-2 Nylon 6/6
- Color: Natural

Item No.	"A"	"B"	"C"	Accepts PCB Thickness	Bulk Pack Qty.
RN-250-2	2.5 (63.5)	2.0 (50.8)	-	.062 (1.6)	500
RN-300-2	3.0 (76.2)	2.5 (63.5)	-	.062 (1.6)	500
RN-350-2	3.5 (88.9)	3.0 (76.2)	-	.062 (1.6)	500
RN-400-2	4.0 (101.6)	3.5 (88.9)	-	.062 (1.6)	500
RN-450-2	4.5 (114.3)	4.0 (101.6)	-	.062 (1.6)	500
RN-500-2	5.0 (127)	4.5 (114.3)	-	.062 (1.6)	500
RN-550-2	5.5 (139.7)	5.0 (127)	-	.062 (1.6)	500
RN-600-2	6.0 (152.4)	5.5 (139.7)	-	.062 (1.6)	500
RN-650-2	6.5 (164.1)	6.0 (152.4)	-	.062 (1.6)	500
RN-700-3	7.0 (177.8)	6.5 (164.1)	3.25 (82.2)	.062 (1.6)	500
RN-750-3	7.5 (190.5)	7.0 (177.8)	3.50 (88.5)	.062 (1.6)	500
RN-800-3	8.0 (203.2)	7.5 (190.5)	3.75 (94.9)	.062 (1.6)	500
RN-850-3	8.5 (215.9)	8.0 (203.2)	4.0 (101.6)	.062 (1.6)	500

RSFS
Snap-In Card Guide



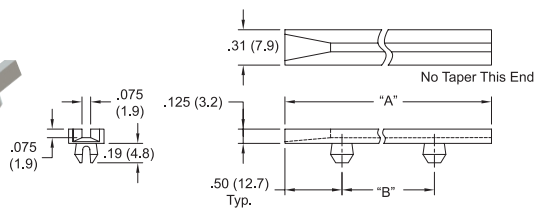

Recommended Mounting Holes

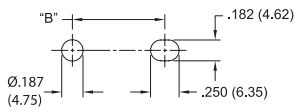

Mounts into Panel Thickness: .047 - .090 (1.2 - 2.3)

- Material: UL94 V-2 Nylon 6/6
- Color: Natural

Item No.	"A"	"B"	Accepts PCB Thickness	Bulk Pack Qty.
RSFS-250	2.5 (63.5)	1.5 (38.1)	.062 (1.6)	500
RSFS-300	3.0 (76.2)	2.0 (50.8)	.062 (1.6)	500
RSFS-350	3.5 (88.9)	2.5 (63.5)	.062 (1.6)	500
RSFS-400	4.0 (101.6)	3.0 (76.2)	.062 (1.6)	500
RSFS-450	4.5 (114.3)	3.0 (76.2)	.062 (1.6)	500
RSFS-451	4.5 (114.3)	3.5 (88.9)	.062 (1.6)	500
RSFS-500	5.0 (127)	4.0 (101.6)	.062 (1.6)	500
RSFS-550	5.5 (139.7)	4.5 (114.3)	.062 (1.6)	500
RSFS-600	6.0 (152.4)	5.0 (127.0)	.062 (1.6)	500
RSFS-700	7.0 (177.8)	6.0 (152.4)	.062 (1.6)	500
RSFS-800	8.0 (203.2)	7.0 (177.8)	.062 (1.6)	500

RCG
Rack Card Guide

Richco



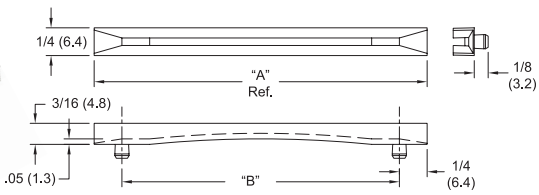

Recommended Mounting Holes

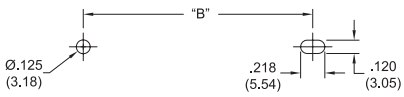

Mounts into Panel Thickness: .062 (1.6)

- Tapered on both ends to ease insertion of the PC board
- Material: UL94 V-2 Nylon 6/6
- Color: Natural

Item No.	"A" Ref.	"B"	Accepts PCB Thickness	Bulk Pack Qty.
RCG-1	3.0 (76.2)	2.5 (63.5)	.062 (1.6)	500
RCG-2	4.0 (101.6)	3.5 (88.9)	.062 (1.6)	500
RCG-3	6.0 (152.4)	5.5 (139.7)	.062 (1.6)	500
RCG-4	8.5 (215.9)	8.0 (203.2)	.062 (1.6)	500

Pages 0702 - 0711.indd 708 11/6/2013 4:29:03 PM

STANDARD PCB CARD GUIDES & PULLERS

RSSD
Snap-In Card Guide



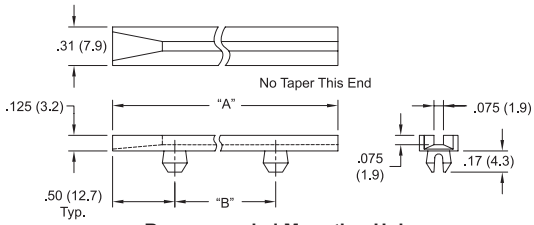

Recommended Mounting Holes

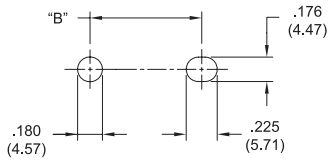

Mounts into Panel Thickness: .047-.090 (1.2-2.3)

New

- No tools required for assembly
- Material: UL94 V-2 Nylon 6/6
- Color: Natural

Item No.	"A" Ref.	"B"	Accepts PCB Thickness	Bulk Pack Qty.
RSSD-250	2.5 (63.5)	1.5 (38.1)	.062 (1.6)	500
RSSD-300	3.0 (76.2)	2.0 (50.8)	.062 (1.6)	500
RSSD-350	3.5 (88.9)	2.5 (63.5)	.062 (1.6)	500
RSSD-400	4.0 (101.6)	3.0 (76.2)	.062 (1.6)	500
RSSD-450	4.5 (114.3)	3.5 (88.9)	.062 (1.6)	500
RSSD-450-300	4.5 (114.3)	3.0 (76.2)	.062 (1.6)	500
RSSD-500	5.0 (127)	4.0 (101.6)	.062 (1.6)	500
RSSD-550	5.5 (139.7)	4.5 (114.3)	.062 (1.6)	500
RSSD-600	6.0 (152.4)	5.0 (127.0)	.062 (1.6)	500
RSSD-650	6.5 (164.1)	5.5 (139.7)	.062 (1.6)	500
RSSD-700	7.0 (177.8)	6.0 (152.4)	.062 (1.6)	500
RSSD-750	7.5 (190.5)	6.5 (165.1)	.062 (1.6)	500
RSSD-800	8.0 (203.2)	7.0 (177.8)	.062 (1.6)	500

RCGH
Rack Card Guide

Richco



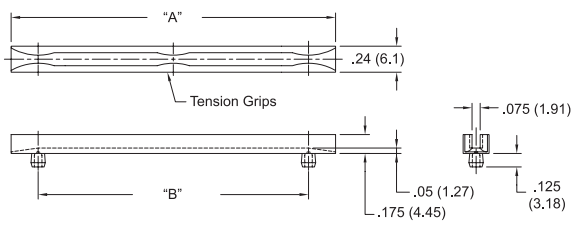

Recommended Mounting Holes

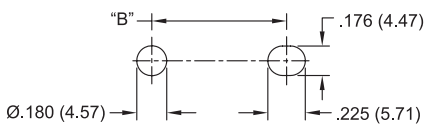

Mounts into Panel Thickness: .062 (1.6)

- Side grips hold board in place
- Hollow pin design eases insertion
- Material: UL94 V-2 Nylon 6/6
- Color: Natural

Item No.	"A" Ref.	"B"	Number of Grips	Accepts PCB Thickness	Bulk Pack Qty.
RCGH-25	2.5 (63.5)	2.0 (50.8)	2	.062 (1.6)	500
RCGH-30	3.0 (76.2)	2.5 (63.5)	3	.062 (1.6)	500
RCGH-35	3.5 (88.9)	3.0 (76.2)	3	.062 (1.6)	500
RCGH-40	4.0 (101.6)	3.5 (88.9)	4	.062 (1.6)	500
RCGH-45	4.5 (114.3)	4.0 (101.6)	4	.062 (1.6)	500
RCGH-50	5.0 (127)	4.5 (114.3)	4	.062 (1.6)	500
RCGH-55	5.5 (139.7)	5.0 (127)	5	.062 (1.6)	500
RCGH-60	6.0 (152.4)	5.5 (139.7)	5	.062 (1.6)	500

RDC
Deep Channel Card Guide

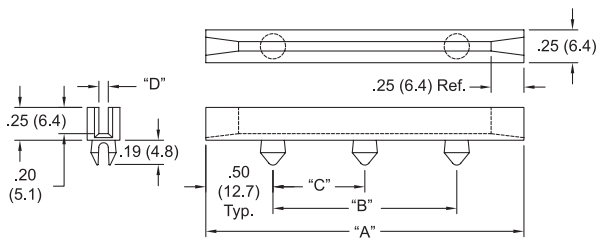

Recommended Mounting Holes

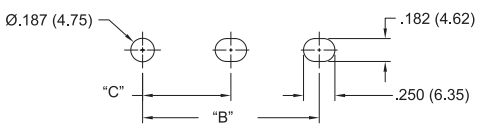

Mounts into Panel Thickness: .047 - .090 (1.2 - 2.3)

- Slot depth of .200" allows for maximum board retention
- Good for high vibration and shock applications
- Material: UL94 V-0 Nylon 6/6
- Color: Black

Item No.	"A" Ref.	"B"	"C"	"D"	Accepts PCB Thickness	Bulk Pack Qty.
RDC-250	2.5 (63.5)	1.5 (38.1)	-	.080 (2)	1/16 (1.6)	500
RDC-450	4.5 (114.3)	3.5 (88.9)	-	.080 (2)	1/16 (1.6)	500
RDC-600	6.0 (152.4)	5.0 (127)	-	.080 (2)	1/16 (1.6)	500
RDC-800	8.0 (203.2)	7.0 (177.8)	3.5 (88.9)	.080 (2)	1/16 (1.6)	500
RDC-450-102	4.5 (114.3)	3.5 (88.9)	-	.102 (2.6)	3/32 (2.4)	500
RDC-600-102	6.0 (152.4)	5.0 (127)	-	.102 (2.6)	3/32 (2.4)	500
RDC-800-102	8.0 (203.2)	7.0 (177.8)	3.5 (88.9)	.102 (2.6)	3/32 (2.4)	500
RDC-450-130	4.5 (114.3)	3.5 (88.9)	-	.132 (3.4)	1/8 (3.2)	500
RDC-600-130	6.0 (152.4)	5.0 (127)	-	.132 (3.4)	1/8 (3.2)	500
RDC-800-130	8.0 (203.2)	7.0 (177.8)	3.5 (88.9)	.132 (3.4)	1/8 (3.2)	500

Pages 0702 - 0711.indd 709 11/6/2013 4:29:06 PM

MULTI PANEL TENSION & ESD CARD GUIDES

TCG
Tension Card Guide



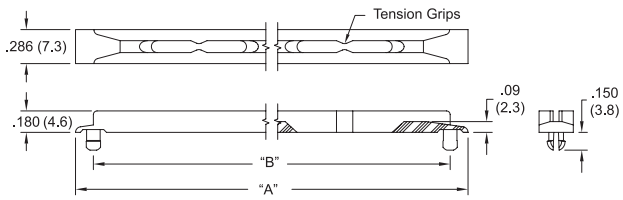

Recommended Mounting Holes

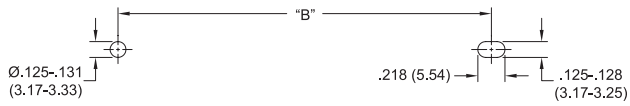

Mounts into Panel Thickness: .062 (1.6)

- Tension grips apply spring pressure to hold boards
- Slotted surface improves ventilation
- Material: UL94 V-0 Polycarbonate
- Color: Black

Item No.	"A"	"B"	Number of Tension Grips	Accepts PCB Thickness	Bulk Pack Qty.
TCG1-2.500-23	2.500 (63.5)	2.200 (55.9)	1	.062 (1.6)	500
TCG1-3.300-23	3.300 (83.8)	3.000 (76.2)	2	.062 (1.6)	500
TCG1-3.925-23	3.925 (99.7)	3.625 (92.1)	2	.062 (1.6)	500
TCG1-6.675-23	6.675 (169.5)	6.375 (161.9)	4	.062 (1.6)	500

TRCG
Tension Rack Card Guide



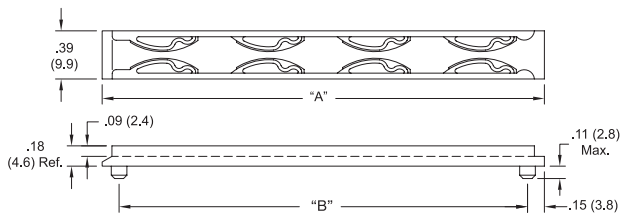

Recommended Mounting Holes

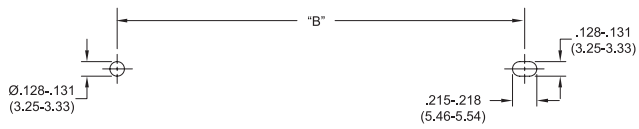

Mounts into Panel Thickness: .06 - .07 (1.5 - 1.8)

- Tension wings provide firm retention of the PCB
- Material: UL94 V-0 Polycarbonate
- Color: Black

Item No.	"A"	"B"	Accepts PCB Thickness	Bulk Pack Qty.
TRCG-2.500	2.50 (63.5)	2.2 (55.9)	.050 - .087 (1.3 - 2.2)	500
TRCG-3.300	3.30 (83.8)	3 (76.2)	.050 - .087 (1.3 - 2.2)	500
TRCG-3.925	3.93 (99.7)	3-5/8 (92.1)	.050 - .087 (1.3 - 2.2)	500
TRCG-6.675	6.68 (169.6)	6-3/8 (161.9)	.050 - .087 (1.3 - 2.2)	500

MPCG
Multi Panel Card Guide



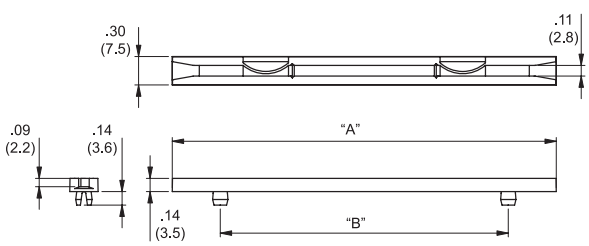

Recommended Mounting Holes

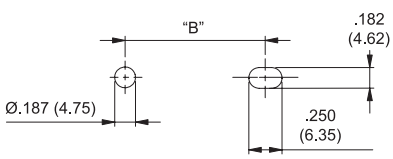

Mounts into Panel Thickness: .020 - .079 (0.5 - 2)

- Tension wings provide firm retention of the PCB
- Funnel entry for easy board insertion
- Material: UL94 V-0 Nylon 6/6
- Color: Natural

Item No.	"A" Ref.	"B"	Accepts PCB Thickness	Bulk Pack Qty.
MPCG-250	2.5 (63.5)	1.5 (38.1)	.032 - .079 (0.8 - 2)	500
MPCG-300	3.0 (76.2)	2.0 (50.8)	.032 - .079 (0.8 - 2)	500
MPCG-400	4.0 (101.6)	3.0 (76.2)	.032 - .079 (0.8 - 2)	500
MPCG-550	5.5 (139.7)	4.5 (114.4)	.032 - .079 (0.8 - 2)	500

- Molded from conductive material
- Provides surface resistivity of 10^3 Ω/sq
- Helps to protect static sensitive components from electro-static discharge
- Material: Conductive Compound, Nylon 6
- Color: Black

Item No.	"A" Ref.	"B"	Accepts PCB Thickness	Bulk Pack Qty.
MPCGCN-250	2.5 (63.5)	1.5 (38.1)	.032 - .079 (0.8 - 2)	500
MPCGCN-300	3.0 (76.2)	2.0 (50.8)	.032 - .079 (0.8 - 2)	500
MPCGCN-400	4.0 (101.6)	3.0 (76.2)	.032 - .079 (0.8 - 2)	500
MPCGCN-550	5.5 (139.7)	4.5 (114.4)	.032 - .079 (0.8 - 2)	500

Pages 0702 - 0711.indd 710 11/6/2013 4:29:11 PM

ACGC/ACGE
Adjustable Card Guide



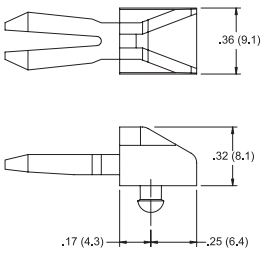

ACGE

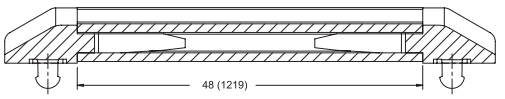

ACGC/ACGE

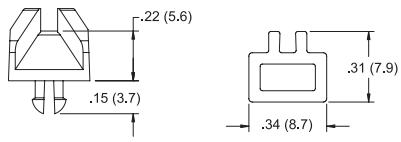

ACGC

Adjustable Card Guide
Channel: ACGC-4800

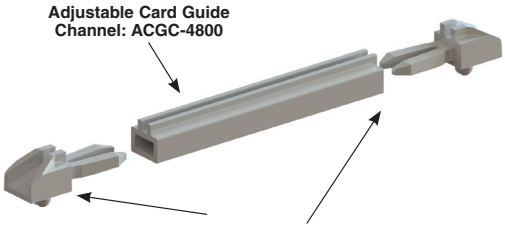

Adjustable Card Guide
Ends: ACGE-01



Mounts into Panel Thickness: .062 (1.6)

Recommended Mounting Holes

- Adjustable design; insert ACGE-01 end pieces into ACGC channel and snap into chassis holes
- Channel is provided in 4-foot lengths that can be cut to desired length
- Color: Natural

Item No.	Description	Material	Accepts PCB Thickness	Bulk Pack Qty.
ACGE-01	End Pieces	UL94 V-2 Nylon 6/6	.062 (1.6)	100 per bag
ACGC-4800	Channel	UL94 V-0 PVC	.062 (1.6)	100 feet: 25 pieces x 48" (25 pieces x 1,219mm)

PCG
Printed Circuit Guide



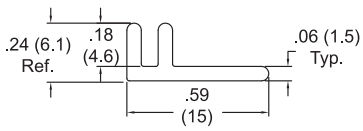

PCG-3

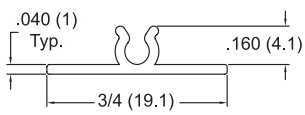

PCG-4

- Provided in 4-foot lengths that can be cut to desired length
- Optional Adhesive: 1/16 (1.6) thick double sided adhesive
- Color: Grey
- Standard Pack: 100 feet: 25 pieces x 48", (25 pieces x 1,219.2mm) lengths

Item No.	Material	Adhesive	Accepts PCB Thickness	Bulk Pack Qty.
PCG-3-48	UL94 HB ABS	N/A	.062 (1.6)	100
PCG-3A-48	UL94 HB ABS	Yes	.062 (1.6)	100
PCG-4-48	UL94 V-0 PVC	N/A	.062 (1.6)	100
PCG-4A-48	UL94 V-0 PVC	Yes	.062 (1.6)	100

PCB-MB
Printed Circuit Board Mounting Block



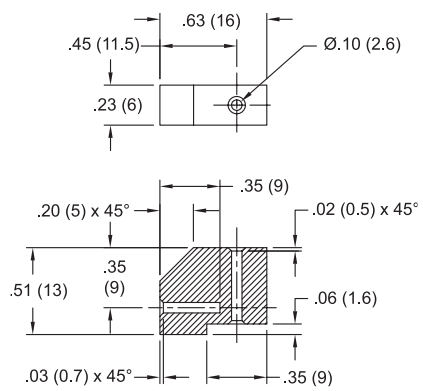

- Mounts PCBs to chassis or to other PC Boards
- Various mounting modes available to fit specific board needs
- Material: UL94 V-2 Nylon 6/6
- Color: Natural

Mounting Holes: For Metal #4 (M3) Self-Tapping Screw

Item No.	Bulk Pack Qty.
PCB-MB-01	1,000

Pages 0702 - 0711.indd 711 11/6/2013 4:29:20 PM

CARD EJECTORS

RCP
Card Ejector

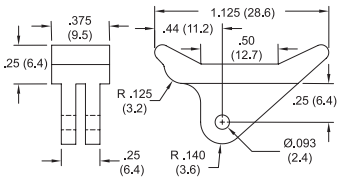

Fig. 1

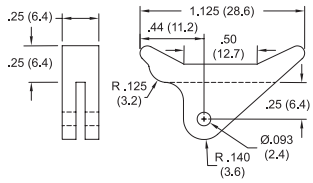

Fig. 2

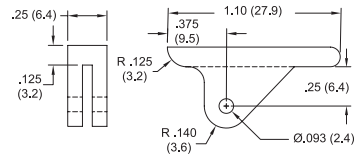

Fig. 3



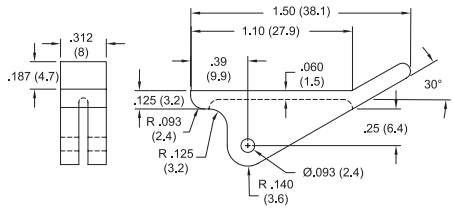

Fig. 4

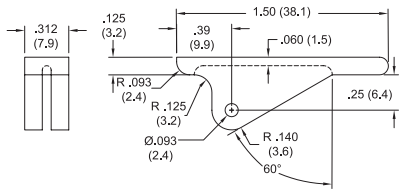

Fig. 5

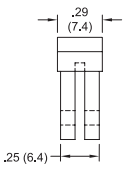

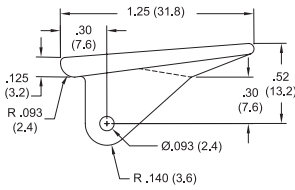

Fig. 6

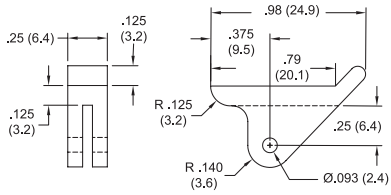

Fig. 7

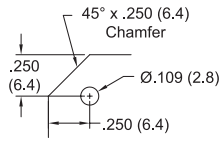

Typical Application

- Strong and rigid with optimum leverage to assist in extraction
- RRP roll pin is supplied for mounting (see bottom of page)

Item No.	PCB Thickness	Fig.	Roll Pin Supplied	Bulk Pack Qty.
RCP-06	.062 (1.6)	1	RRP-250	500
RCP-09	.093 (2.4)	1	RRP-250	500
RCP-26	.062 (1.6)	2	RRP-250	500
RCP-36	.062 (1.6)	3	RRP-250	500
RCP-46	.062 (1.6)	4	RRP-312	500

Item No.	PCB Thickness	Fig.	Roll Pin Supplied	Bulk Pack Qty.
RCP-56	.062 (1.6)	5	RRP-312	500
RCP-66	.062 (1.6)	6	RRP-250	500
RCP-86	.062 (1.6)	7	RRP-250	500
RCP-89	.093 (2.4)	7	RRP-250	500

CBE
Circuit Board Ejector



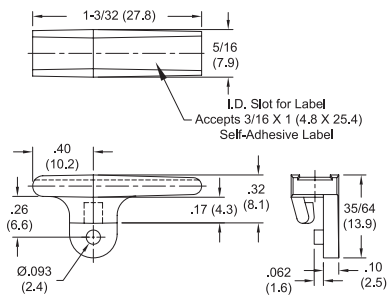

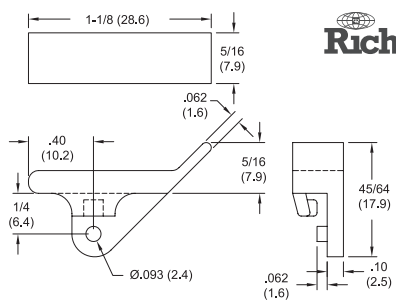

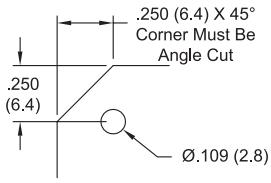

Recommended Mounting Hole

New

- Fit onto .109" (2.8mm) diameter hole in a board 1/16" (1.6mm) thick
- Leverage against guide rack or chassis to eject board
- Material: UL94 V-2
- Nylon 6/6
- Color: See Table

Item No.	Color	Fig.	Bulk Pack Qty.
CBE-1	Natural	1	1,000
CBE-8	Natural	2	1,000
CBE-11	Black	2	1,000

RRP
PCB Round Roll Pin



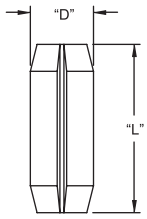

Roll Pins for use with the following card ejectors, inserters/extractors:		
RRP-250	**RRP-312**	**RRP-375**
RCP-06	RCP-46	R1209-062
RCP-09	RCP-56	R1209-093
RCP-26	R11073-062	
RCP-36	R11073-093	
RCP-66	R11073-125	
RCP-86	R1107310-062	
RCP-89	R1107310-093	
R1001-062	R1107310-125	
R1002-093		
R1007-062		
R110710-062		

- Round roll pin is provided with certain inserters for installation
- Material: 302 Stainless Steel

Item No.	"D"	"L"	Bulk Pack Qty.
RRP-250	.093 (2.4)	.250 (6.4)	100
RRP-312	.093 (2.4)	.312 (8)	100
RRP-375	.125 (3.2)	.375 (9.5)	100

Pages 0712 - 0721.indd 712 11/6/2013 4:30:29 PM

R1107
Inserter/Extractor



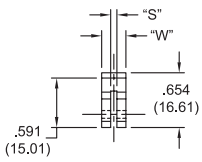

Fig. 1

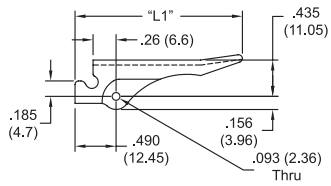

Fig. 2

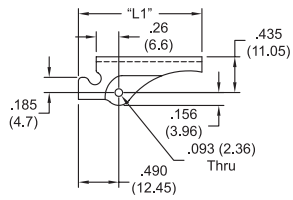

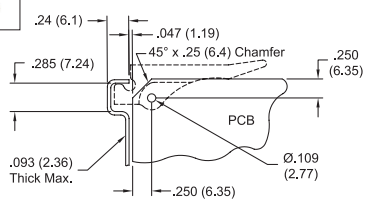

Typical Application

- Material: UL94 V-0 Glass Filled Nylon 6/6
- Color: Natural

Item No.	"S"	"W"	"L1"	PCB Thickness	Fig.	Roll Pin Supplied	Bulk Pack Qty.
R1107-062	.075 (1.9)	.29 (7.4)	2.0 (50.8)	.062 (1.6)	1	RRP-250	100
R11073-062	.075 (1.9)	.35 (8.9)	2.0 (50.8)	.062 (1.6)	1	RRP-312	100
R11073-093	.100 (2.5)	.35 (8.9)	2.0 (50.8)	.093 (2.4)	1	RRP-312	100
R110710-062	.075 (1.9)	.29 (7.4)	1.5 (38.1)	.062 (1.6)	2	RRP-250	100
R1107310-093	.100 (2.5)	.35 (8.9)	1.5 (38.1)	.093 (2.4)	2	RRP-312	100

R1001/R1002/R1209
Inserter/Extractor

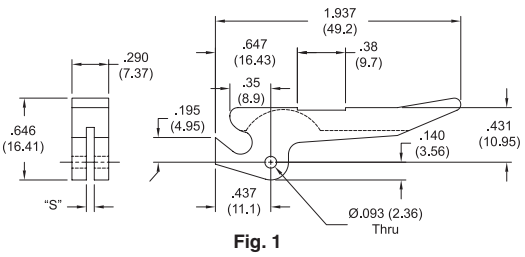

Fig. 1

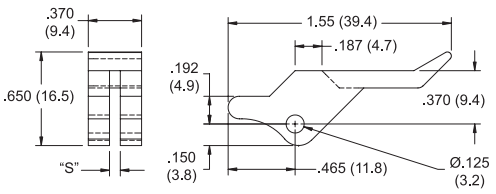

Fig. 2



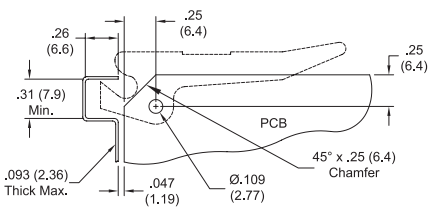

Typical Application

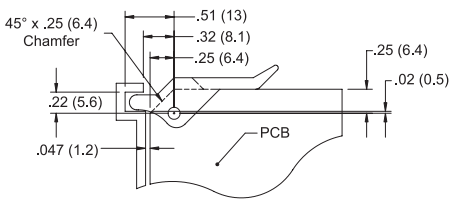

Typical Application

- Strong and rigid with optimum leverage to assist in both insertion and extraction
- RRP roll pin is supplied for mounting (see page 712)
- Material: UL94 V-2 Nylon 6/6
- Color: Natural

Item No.	"S"	PCB Thickness	Fig.	Roll Pin	Bulk Pack Qty.
R1001-062	.075 (1.9)	.062 (1.6)	1	RRP-250	100
R1002-093	.100 (2.5)	.093 (2.4)	1	RRP-250	100
R1209-062	.075 (1.9)	.062 (1.6)	2	RRP-375	100
R1209-093	.100 (2.5)	.093 (2.4)	2	RRP-375	100

CCP-1-01
Circuit Board Puller



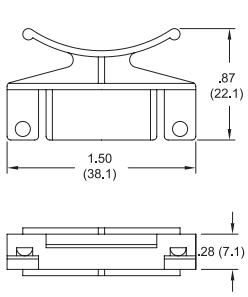

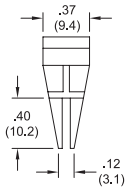

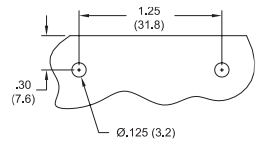

Recommended Mounting Holes

- Curved tab provides fingertip grip for board insertion and extraction
- Material: UL94 V-2 Nylon 6/6
- Color: Natural

Item No.	Accepts PCB Thickness	Bulk Pack Qty.
CCP-1-01	.062 (1.6)	500

Pages 0712 - 0721.indd 713 11/6/2013 4:30:39 PM

FAN MOUNTS

FM
Fan Mounts

Richco





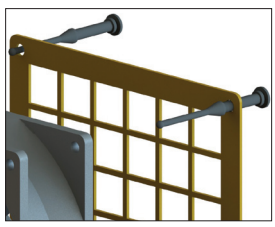

Expanded Line

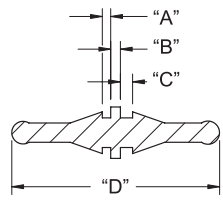

Fig. 1

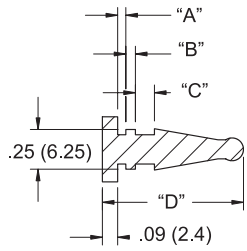

Fig. 2

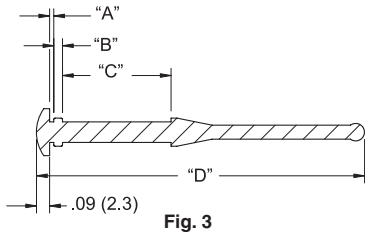

Fig. 3

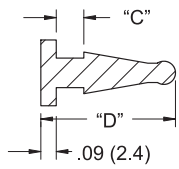

Fig. 4

- Fast mounting of fans eliminating the need for screws
- May reduce noise caused by the vibration of the fan
- Color: Black

Item No.	Fig.	Hole Ø x 2	Fan Thickness	Max. Panel Thickness	Material	"A"	"B"	"C"	"D"	Bulk Pack Qty.
FM-1	1	.197 (5)	.079 (2)	.055 (1.4)	EPDM Rubber, 30 Shore A	0.5 (1.3)	.06 (1.5)	.07 (1.9)	1.27 (32.3)	1,000
FM-2	1	.197 (5)	.079 (2)	.055 (1.4)	EPDM Rubber, 40 Shore A	0.5 (1.3)	.06 (1.5)	.07 (1.9)	1.27 (32.3)	1,000
FM-3	2	.197 (5)	.122 (3.1)	.055 (1.4)	EPDM Rubber, 30 Shore A	0.5 (1.3)	.06 (1.5)	.12 (3)	.88 (22.2)	1,000
FM-4	2	.197 (5)	.122 (3.1)	.055 (1.4)	EPDM Rubber, 40 Shore A	0.5 (1.3)	.06 (1.5)	.12 (3)	.88 (22.2)	1,000
FM-5	3	.138 (3.5)	.787 (20)	.031 (0.8)	Silicone Rubber, 40 Shore A	.03 (0.7)	.06 (1.5)	.73 (18.5)	2.20 (56)	1,000
FM-6	3	.161 (4.3)	.591 (15)	.118 (3)	Silicone Rubber, 40 Shore A	.10 (2.5)	.08 (2)	.55 (14)	2.12 (53.8)	1,000
FM-7	3	.138 (3.5)	.98 - 1.10 (25 - 28)	.031 (0.8)	Silicone Rubber, 40 Shore A	.03 (0.7)	.06 (1.5)	.94 (24)	2.87 (73)	1,000
FM-8	4	.197 (5)	.213 (5.4) *	.031 (0.8)	EPDM Rubber, 30 Shore A	N/A	N/A	.17 (4.3)	.83 (21)	1,000
FM-9	4	.197 (5)	.213 (5.4) *	.031 (0.8)	EPDM Rubber, 40 Shore A	N/A	N/A	.17 (4.3)	.83 (21)	1,000

* Total thickness of Panel and Fan combined

FMB
Break Away Fan Mount

Richco



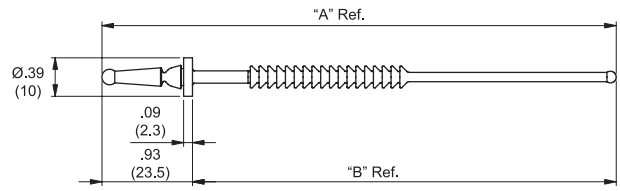

- Evenly spaced flexible ribs allow mounting fans of many different heights
- Pull-through, break away installation tabs ease installation, especially in blind corners
- Pull-tab breaks away cleanly after installation for low profile panels
- Easy Assembly when mounting in restricted spaces
- To save space, end can be cut off after mounting
- Material: UL94 HB Silicone Rubber 40 Shore A
- Color: Black

Item No.	"A" Ref.	"B" Ref.	Fan Hole Ø	Fan Thickness	Panel Hole Ø	Panel Thickness	Bulk Pack Qty.
FMB-1	5.26 (133.5)	4.33 (110)	.18-.20 (4 - 4.5)	.98-2.01 (25 - 51)	.18-.20 (4.5 - 5)	.03-.06 (0.8 - 1.6)	1,000
FMB-2	3.29 (83.5)	2.36 (60)	.13-.14 (3.2 - 3.5) .16-.18 (4 - 4.5)	Up to .40 (10) Up to .98 (25)	.18-.20 (4.5 - 5)	.03-.06 (0.8 - 1.6)	1,000

FMM
Multi Fan Mount

Richco

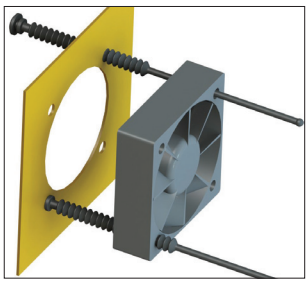

Patent Pending

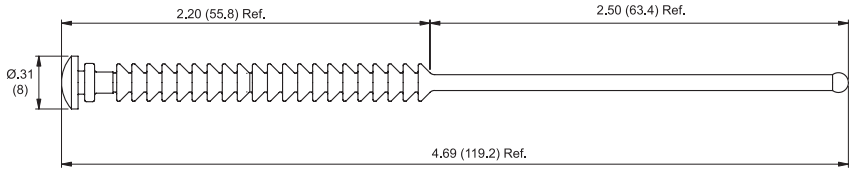

- One piece design fits all industry standard DC fans from .39-2.00 (10-51) thick
- Easy assembly when mounting in restricted spaces
- To save space, end can be cut off after mounting
- Material: UL94 HB Silicone Rubber 40 Shore A
- Color: Black

Item No.	Fan Thickness	Fan Hole Ø	Panel Thickness	Panel Hole Ø	Bulk Pack Qty.
FMM-1	.39 - 2.00 (10 - 51)	.126 - .177 (3.2 - 4.5)	.039 - .059 (1 - 1.5)	.177 - .189 (4.5 - 4.8)	500

Pages 0712 - 0721.indd 714 11/6/2013 4:30:46 PM

FAN MOUNTS, RIVETS, AND GASKET

FMPT
Barbed Fan Mount



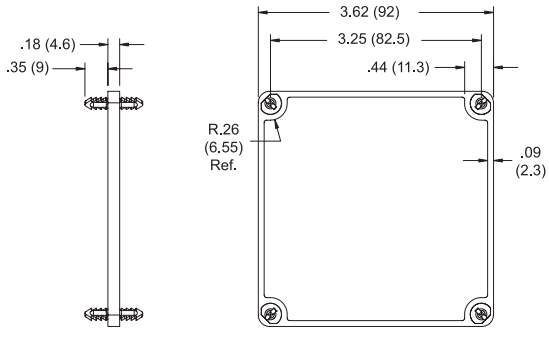

- Designed to fit a 92mm fan
- One-piece design; no mounting hardware required
- Can be used to mount a fan to a chassis
- Can also be used to mount two fans back to back
- Material: UL94 HB ABS
- Color: Black

Item No.	Mounting Hole Ø x 4	Min. Panel Thickness	Bulk Pack Qty.
FMPT-92	.177 (4.5)	.146 (3.7)	40

FR
Fan Mount Rivet

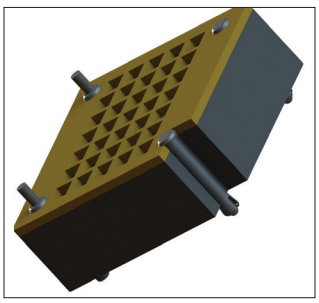

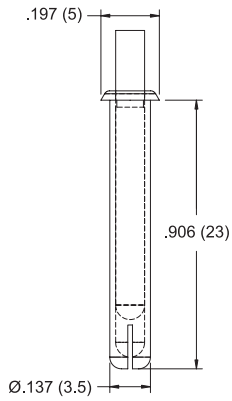

New

- Permanently mounts fan to chassis, or finger guards to fan
- Provides tamper resistant application
- Prongs expand to hold securely as pin is driven in
- Single-operation front mounting saves time and money
- Material: UL94 V-2 Nylon 6
- Color: Black

Item No.	Hole Ø	Mounting Thickness	Bulk Pack Qty.
FR-1	.137-.138 (3.49-3.51)	.807-.846 (20.5-21.5)	1,000

SR-3230
Fan Mount Snap Rivet



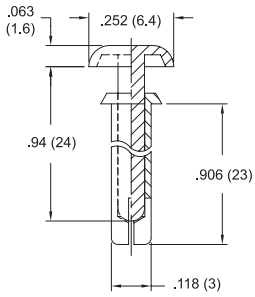

- Prongs expand to hold securely as pin is driven in
- Single-operation front mounting saves time and money
- Material: UL94 V-2 Nylon 6
- Color: Black

Item No.	Hole Ø	Panel Thickness	Bulk Pack Qty.
SR-3230B	.122-.126 (3.1-3.2)	.807-.847 (20.5-21.5)	1,000

FGA
Fan Gasket

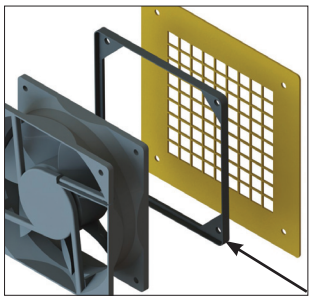

New

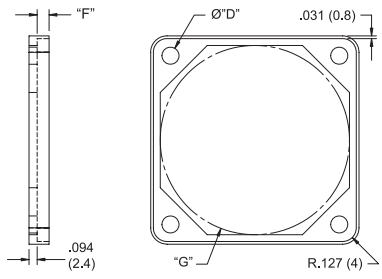

- Seals the area between the fan and chassis
- Helps to absorb the noise and vibration that otherwise would be transmitted from the fan into the chassis
- Improves the efficiency of the fan
- Material: Silicone Rubber, 40 Shore A
- Color: Black

Item No.	For Fan Size	Fan Hole Spacing	"D"	"F"	"G" Ref.	Bulk Pack Qty.
FGA-40	40 x 40	1.26 (32)	.18 (4.5)	.14 (3.5)	1.42 (36)	100
FGA-50	50 x 50	1.57 (40)	.18 (4.5)	.14 (3.5)	1.81 (46)	100
FGA-60	60 x 60	1.97 (50)	.20 (5)	.14 (3.5)	2.20 (56)	100
FGA-70	70 x 70	2.42 (61.5)	.20 (5)	.16 (4)	2.60 (66)	100
FGA-80	80 x 80	2.81 (71.5)	.20 (5)	.16 (4)	2.95 (75)	100
FGA-92	92 x 92	3.25 (82.5)	.20 (5)	.16 (4)	3.43 (87)	100
FGA-120	120 x 120	4.13 (105)	.20 (5)	.16 (4)	4.53 (115)	100

Pages 0712 - 0721.indd 715 11/6/2013 4:30:50 PM

FAN GUARDS

RCOFM
Fan Guards



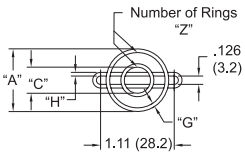

Fig. 1

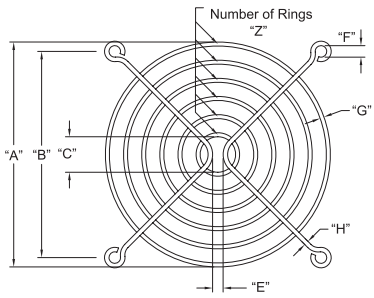

Fig. 2

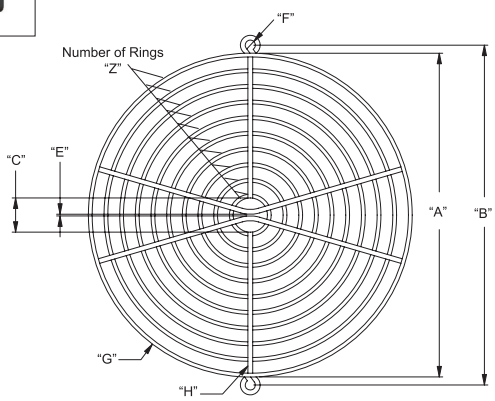

Fig. 3

- Good corrosion resistance
- Easy to clean
- Material: Steel Wire Electroplated; Nickel Chrome Finish

Item No.	Fig.	"A"	"B"	"C"	Depth	"E"	"F"	"G"	"H"	"Z"	Bulk Pack Qty.
RCOFM-25	1	.94 (2.4)	–	.41 (10.5)	.09 (2.2)	-	-	.05 (1.4)	.06 (1.4)	2	100
RCOFM-40	2	1.15 (29.1)	1.26 (32)	.56 (14.2)	.19 (4.8)	.16 (4)	.16 (4)	.06 (1.6)	.06 (1.6)	2	100
RCOFM-50	2	1.65 (42)	1.62 (41.1)	.56 (14.2)	.19 (4.8)	.15 (3.7)	.18 (4.6)	.06 (1.6)	.06 (1.6)	3	100
RCOFM-60	2	2.09 (53.2)	1.97 (50)	.56 (14.2)	.17 (4.4)	.12 (3)	.18 (4.6)	.06 (1.6)	.06 (1.6)	4	100
RCOFM-80	2	3.00 (76.2)	2.81 (71.5)	.56 (14.2)	.19 (4.9)	.14 (3.5)	.20 (5.2)	.07 (1.8)	.07 (1.8)	5	100
RCOFM-92	2	3.54 (90)	3.25 (82.5)	.56 (14.2)	.22 (5.5)	.17 (4.2)	.18 (4.6)	.06 (1.6)	.07 (1.8)	6	100
RCOFM-120	2	4.55 (115.6)	4.16 (104.8)	.35 (9)	.22 (5.5)	.10 (2.6)	.18 (4.6)	.07 (1.8)	.07 (1.8)	8	100
RCOFM-150-A	3	6.08 (154.4)	6.38 (162.1)	.64 (16.3)	.25 (6.5)	.32 (0.81)	.19 (4.8)	.07 (1.8)	.09 (2.3)	10	100

FGPT
Snap-In Fan Guard



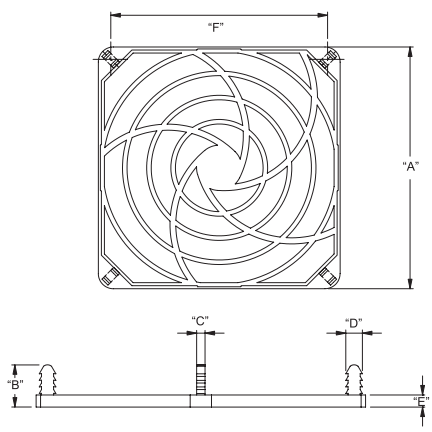

To Fit in Hole Ø x 4: .186 (4.7)

- Quickly snaps onto fan, eliminating the use of screws and nuts
- Material: UL94 HB ABS
- Color: Black

Item No.	For Fan Size	"A"	"B"	"C"	"D"	"E"	"F" Ref.	Bulk Pack Qty.
FGPT-80	80 x 80	3.15 (80)	.57 (14.5)	.11 (2.8)	.22 (5.5)	.16 (4)	2.80 (71)	20
FGPT-92	92 x 92	3.62 (92)	.59 (15)	.10 (2.6)	.22 (5.5)	.16 (4.15)	3.23 (82)	20
FGPT-120	120 x 120	4.689(119)	.65 (16.5)	.12 (3)	.22 (5.5)	.18 (4.5)	4.09 (104)	10

Pages 0712 - 0721.indd 716 11/6/2013 4:30:53 PM

RCP/RFG/RFF/RMF Fan Filters

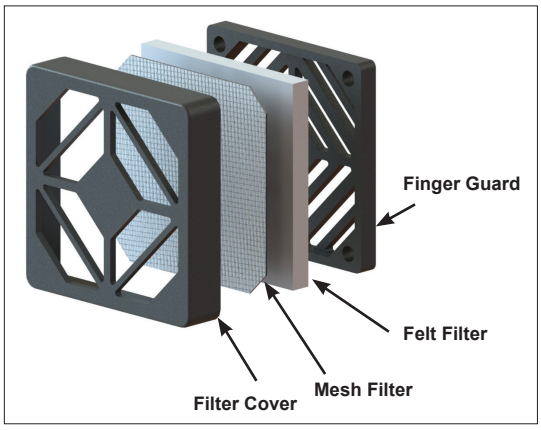

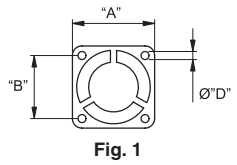

Fig. 1

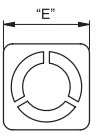

Fig. 3

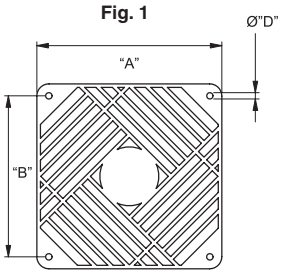

Fig. 2

Finger Guards

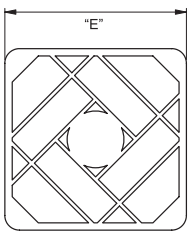

Fig. 4

Filter Covers

- Filter set (RCP) provides IP30 protection
- Filter Set includes one each of Finger Guard, Filter Cover, Mesh Filter and Felt Filter

Filter Set

Item No.	Fan Size	Bulk Pack Qty.
RCP-040-T	40 x 40	50
RCP-060-T	60 x 60	20
RCP-080-T	80 x 80	10
RCP-092-T	92 x 92	10
RCP-120-T	120 x 120	10

Felt Filter

- Material: Polyester
- Color: White

Item No.	Fan Size	Bulk Pack Qty.
RFF-040-T	40 x 40	300
RFF-060-T	60 x 60	100
RFF-080-T	80 x 80	100
RFF-092-T	92 x 92	100
RFF-120-T	120 x 120	500

Mesh Filter

- Material: Stainless Steel AISI 304

Item No.	Fan Size	Bulk Pack Qty.
RMF-040-T	40 x 40	300
RMF-060-T	60 x 60	500
RMF-080-T	80 x 80	400
RMF-092-T	92 x 92	400
RMF-120-T	120 x 120	250

Finger Guard

- Material: UL94 V-0 Glass Filled Nylon 6/6
- Color: Black

Item No.	"A"	"B"	Depth	"D" Hole Ø Min.	Fig.	Bulk Pack Qty.
RFG-040-T	1.69 (43)	1.27 (32.2)	.17 (4.3)	.16 (4.1)	1	160
RFG-060-T	2.38 (60.5)	1.97 (50.1)	.24 (6)	.16 (4.1)	2	60
RFG-080-T	3.17 (80.6)	2.83 (71.8)	.24 (6)	.16 (4.1)	2	30
RFG-092-T	3.63 (92.3)	3.24 (82.4)	.24 (6)	.16 (4.1)	2	20
RFG-120-T	4.75 (120.6)	4.15 (105.5)	.24 (6.2)	.16 (4.1)	2	30

Filter Cover

Fan Size	"E"	Depth	Fig.
40 x 40	1.83 (46.5)	.33 (8.4)	3
60 x 60	2.56 (64.9)	.49 (12.5)	4
80 x 80	3.34 (84.8)	.49 (12.5)	4
92 x 92	3.81 (96.9)	.49 (12.5)	4
120 x 120	4.97 (126.3)	.49 (12.5)	4

Note: Filter Cover (not sold separately, reference only)

MFF Metal Frame Filter



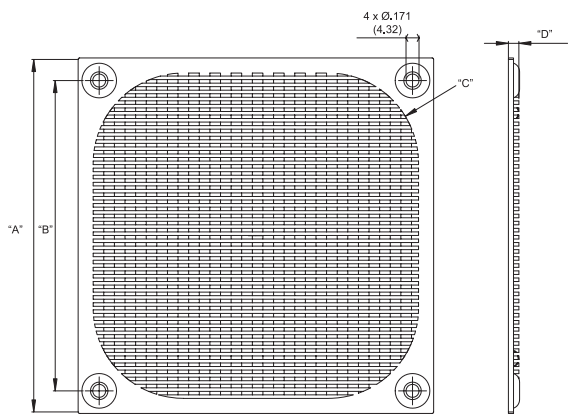

- Provides EMI and RFI protection
- Wire Ø: .009 (0.23)
- Mesh size: 30 strands/in
- Material: Frame: Aluminum 1060
- Mesh-Stainless Steel 304

Item No.	For Fan Size	"A"	"B"	"C"	"D"	Bulk Pack Qty.
MFF-60	60 x 60	2.33 (59.2)	1.97(50)	R.30 (7.5)	.16 (4)	100
MFF-80	80 x 80	3.30 (83.82)	2.81 (71.37)	R.39 (10)	.14 (3.5)	100
MFF-92	92 x 92	3.63 (92)	3.25 (82.5)	R.49 (12.5)	.16 (4)	100
MFF-120	120 x 120	4.68 (118.87)	4.13 (104.77)	R.99 (25)	.14 (3.5)	100

Pages 0712 - 0721.indd 717 11/6/2013 4:30:59 PM

SWITCHES

Heavy Duty Toggle Switches

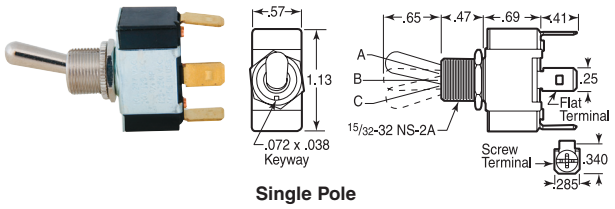

Single Pole

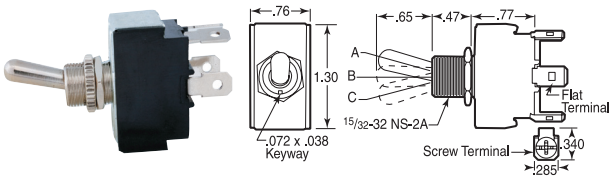

Double Pole

Terminals are brass. Frame and support are steel with zinc chromate. Case is black phenolic (UL 94 flammability rated 94V-1). All other parts are brass/bright nickel. ½" diameter mounting hole recommended. Switches must be installed with a hex nut behind panel to prevent damage during installation. UL and CSA approved. 10 amp 277VAC, 20 amp 125VAC. Available with flat or screw type terminals.

See page 720 for foot switches.

Flat Terminal Item No.	Screw Terminal Item No.	Function	Circuit Arrangement A	Circuit Arrangement B	Circuit Arrangement C	Circuit Arrangement Type	Pack Qty.
Single Pole (¾ HP 125-250 VAC)							
N-10	**N-15**	SPST	On	None	Off	Maintained	1
N-11	**N-16**	SPST	(On)	None	Off	Momentary	1
N-12	**N-17**	SPDT	On	None	On	Maintained	1
N-13	**N-18**	SPDT	On	Off	On	Maintained	1
N-14	**N-19**	SPDT	(On)	Off	(On)	Momentary	1
Double Pole (1½ HP 125-250 VAC)							
N-20	**N-25**	DPST	On	None	Off	Maintained	1
N-21	—	DPDT	On	None	On	Maintained	1
N-22	**N-27**	DPDT	On	Off	On	Maintained	1
N-23	**N-28**	DPDT	(On)	Off	(On)	Momentary	1

Note: ( ) = Momentary

Leaded Switches



Toggle Switch



Push Button Switch

Available as a toggle switch or a push button. Frame is bright nickel plated steel. Case is phenolic. Toggle style has bright nickel plated brass bushing and toggle. Push button style has bright nickel plated brass bushing with black plastic button. Wire leads are 6", 18 AWG. UL and CSA approved. 4 amp 250V, 8 amp 125V, 10 amp 125VAC, ⅓ HP 125VAC. Circuits are SPST on-off maintained contact. 15/32-32 thread.

Item No.	Description	Pack Qty.
N-70	Toggle Leaded Switch	1
N-71	Push Button Leaded Switch	1

Appliance Rocker Switches

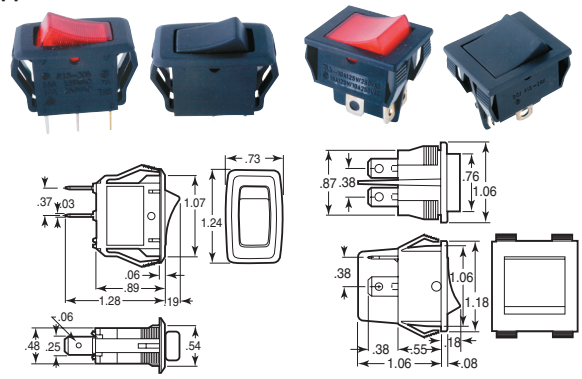

Single Pole **Double Pole**

UL and CSA approved. No explosion. All circuits are maintained. Rocker is either black or red nylon. Housing is black nylon. Terminals and internal contacts are copper alloy. Plunger is brass. Marked On-Off. 16 amp 125VAC, 10 amp 250VAC. Installation holes are 1.1" x .54" for single pole and 1.1" x .89" for double pole.

Item No.	Pole	Circuit	Rocker Color	Pack Qty.
Single Pole				
N-30	SPST	Off-On	Black	1
N-31	SPST	Off-On	Red	1
N-32	SPDT	On-On	Black	1
N-33	SPDT	On-Off-On	Black	1

Item No.	Pole	Circuit	Rocker Color	Pack Qty.
Double Pole				
N-40	DPST	Off-On	Black	1
N-41	DPST	Off-On	Red	1
N-42	DPST	On-On	Black	1
N-43	DPST	On-Off-On	Black	1

Full Size Rocker Switches



Single Pole **Double Pole**

UL and CSA approved. All circuits are maintained. Rocker and housing is black nylon. N-61 has a red illuminated dot on the rocker. Gasket is silicone. Standard 250Y terminals are brass. 20 amp 125VAC, 10 amp 277VAC. Installation hole is .83 x 1.45 for panel thicknesses .093 to .187. Modifications may need to be made for other thicknesses.

Item No.	Pole	Circuit	Rocker Color	Pack Qty.
Single Pole				
N-60	SPST	On-Off	Black	1
N-61*	SPST	On-Off	Black	1
N-62	SPDT	On-Off-On	Black	1

Item No.	Pole	Circuit	Rocker Color	Pack Qty.
Double Pole				
N-63	DPST	On-Off	Black	1
N-64	DPDT	On-Off-On	Black	1

*Illuminated red dot on the rocker

Canopy Switches



Multi-Angle **Push Button** **Rotation** **All Angle**

Case is black and/or clear plastic. All other components are brass. Wire leads are 6", 18 AWG. UL and CSA approved. 3 amp 250V, 6 amp 125V. Circuits are SPST on-off maintained contact except N-83 which is on-on-off.

Item No.	Description	Thread Size	Pack Qty.
N-80	Multi-Angle Pull Chain Canopy Switch	⅜-27	1
N-81	Push Button Canopy Switch	⅜-27	1
N-82	Rotation Button Canopy Switch	⅜-27	1
N-83*	Rotation Button Canopy Switch	⅜-27	1
N-84	All Angle Pull Chain Canopy Switch	15/32-32	1

*On-on-off circuit

Pages 0712 - 0721.indd 718 11/6/2013 4:31:13 PM

Control Stations

These ABS plastic enclosures come complete with a 22mm operator and contact block and meet NEMA 4, 4x, 12, 13 and IP65. Watertight, oil tight and corrosion resistant. Contacts are SPST at 10amps 600vac base mounted contacts with screw terminals. Conduit knockout holes are 13/16". UL/CSA/CE. Selector switches have knob handle, key lock selectors are keyed alike and come with set of two keys.



Flush



Mushroom



Mushroom, Key



Selector Switch Keyed



Three Button

Item No.	Action	Type	Function	Contacts	Button One	Button Two	Button Three	Symbol/ Text	Pack Qty.
One Button									
N-886	Momentary	Flush	Start	NO	Green	-	-	I	1
N-888	Momentary	Flush	Stop	NC	Red	-	-	O	1
N-890	Momentary	Mushroom	Stop	NC	Red	-	-	O	1
N-892	Maintained	Mushroom, Push-Pull	Emergency	NC	Red	-	-	Emergency	1
N-894	Maintained	Mushroom, Push-Turn	Emergency	NC	Red	-	-	Emergency	1
N-896	Maintained	Mushroom, Key	Emergency	NC	Red	-	-	Emergency	1
N-900*	Maintained	Selector Switch, Key	Off-On	NO	Black	-	-	O	1
Three Button									
N-904	Momentary	Flush/ Flush/ Flush	Up/ Stop/	NO/NC/NO	Green	Red	Green	↑ O ↓	1

*Key removable in both positions

Joysticks for 22mm Panel Cutout



2 Position



4 Position

Operates in two or four directions. Available in momentary or maintained, locked or unlocked, in center position. Two position joysticks come complete with operator, clip and one contact block while the four position joystick comes complete with operator, clip and two contact blocks. Contact blocks rated 10amp 600VAC, have finger safe screw terminals and are UL, CSA and CE certified. Operators are IP65 rated. Comes packaged, unassembled.

Item No.	Function	Head Locks Center Position	Contacts	Pack Qty.
2 Position				
N-716	Momentary	No	2 x NO	1
4 Position				
N-722	Maintained	No	4 x NO	1
N-724	Momentary	No	4 x NO	1
N-726*	Maintained	Yes	4 x NO	1
N-728*	Momentary	Yes	4 x NO	1

*Pull flange on joyhead stick to operate

Plastic Pushbutton Switches for 30mm Panel Cutout
Non-Illuminated
Round



Flush



Projected

Complete device includes operator, clip and contact block. Comes packaged, unassembled. Switches are rated at 10amp @ 600VAC with finger safe screw terminals. Switches meet NEMA 4, 4x, 12, 13 and IP65 when installed correctly and are oil and watertight. UL/CSA/CE approved. Momentary action "NO" (springs back) or maintained "NC" (stays down).

Momentary Item No.	Actuator Dia.	Contacts	Color	Pack Qty.
Flush				
N-730	1.16	NC	Red	1
N-734	1.16	NO	Green	1
N-738	1.16	NO	Yellow	1
Projected				
N-746	1.16	NO	Green	1

Selector Switches for 30mm Panel Cutout
Non-Illuminated



Knob



Lever



Key

Complete device two position switch includes operator, clip and one NO contact. Three position switches include operator, clip and two NO contacts. Selector switches are offered in both momentary and maintained, two and three positions and are available with knob or lever handle. Two position momentary switches are off in the left position and are spring return from the right. Three position momentary switches are off in the center and spring return left to center and right to center. Key switches come keyed alike with two keys removable in the off position or all positions. Comes packaged, unassembled.

Maintained Item No.	Momentary Item No.	Contact Configurator Left	Contact Configurator Center	Contact Configurator Right	Handle Style	Lever Color	Key Removal	Pack Qty.
2 Position								
N-870	—	Off	—	On	Knob	Black	—	1
N-874	**N-862**	Off	—	On	Key	—	Left	1
3 Position								
N-878	**N-864**	On	Off	On	Knob	Black	—	1
N-880	—	On	Off	On	Lever	Black	—	1
—	**N-868**	On	Off	On	Key	—	Center	1

Pages 0712 - 0721.indd 719 11/6/2013 4:31:26 PM

FOOT SWITCHES

Momentary Contact - press to start, remove foot to stop. Maintained Contact - press to start, press again to stop. All switches are UL, CSA, and CE approved. **See page 718 for toggle switches.**

Air Valve Switches



Clipper Style



Classic Style

Stainless steel plunger. PTFE coated Buna-N O-rings. Air flows when plunger is depressed, stops flowing when plunger is released. Exhausts back pressure around plunger on output side. Clipper style is available as 3-way or 4-way and has a cast iron housing with non-skid base. 4½" x 3½" x 1½". Classic style is a variable 3-way model. It has a cast aluminum housing and non-skid base. 5¼" x 3¼" x 1¾". Maximum line pressure up to 150 psi. Filtered and lubricated air supply is required for best results. Instructions included.

See page 718 for toggle switches.

Item No.	Linemaster	Style	Type	Air Flow @100 PSI (CFM)	Exhaust @100 PSI (CFM)	Operating Force (Lbs.)	Ports 1/8-27 NPT	Pack Qty.
LF-21	3C-30A2-S	Clipper	3-Way	30	25	10	Inside Housing	1
LF-22	4C-30F2-S	Clipper	4-Way	30	25	18	Exposed	1
LF-23	3E-20V2-S	Classic	Var. 3 Way	20	6	2.5	Inside Housing	1

Treadlite Lite Duty Switches



Meets IP20. Black painted steel housing with non-skid base pad and treadle. Momentary operation. LF-33 and 34 include 18/ 3 cords with green lead grounded. Instructions included.

Item No.	Linemaster	Pedal	Circuit	Electrical Ratings	Pack Qty.
LF-31	T-91-S	Single	SPDT	15 A 125-250 VAC	1
LF-33*	T-91-SC36	Single	SPDT wired N.O.	10 A 125-250 VAC	1
LF-34**	T-91-SC3	Single	SPDT wired N.O.	10 A 125 VAC	1

*Supplied with six foot cord without plug
**Supplied with six foot cord with three prong series plug

Clipper Medium Duty Switches



Single Model



Twin Model

Meets IP20. Cast iron housing with non-skid base pad. Adjustable strain relief connector. Twin model consists of two SPDT switches mounted on a heavy steel base plate with non-skid pad. Divider between pedals prevents accidental operation of both pedals at one time. A tube between the two switches conceals all internal wiring. A conduit opening with strain relief is provided in the right switch. Single switch is 4½" x 3½" x 1½", twin is 8⅜" x 4½" x 1½". Foot guards available to prevent accidental activation and must be ordered separately. Instructions included.

Item No.	Linemaster	Circuit	Electrical Ratings	Pack Qty.
Single Model				
LF-10	632-S	SPDT - Momentary	20 A 125-250 VAC	1
LF-11*	632-SC3	SPST Wired N.O. - Momentary	15 A 125 VAC	1
Twin Model				
LF-15	TWIN 632-S	SPDT - Momentary	20 A 125-250 VAC	1
Foot Guard				
LF-16	522-B14	Single for LF-10 and LF-11	—	1
LF-17	522-B12	Twin for LF-15	—	1

*Supplied with eight foot cord with series plug

Hercules Heavy Duty Switches



LF-1 - LF-4



LF-6
Anti-Trip Model

IP56 NEMA type 2, 4 and 13. CSA and UL enclosure type 2, 4 and 13. Drip, dust, water and oil tight. Rugged cast metal enclosure. Oversized shield accepts safety shoes and metatarsal foot guards. Painted alert orange. Single ¾-14 NPT threaded conduit entry. Three holes provided for rigid mounting. 9" x 5¾" x 4¾". All are single stage except LF-4 which is two stage. Electrical ratings are 20 A-125-250VAC. Anti-trip model includes a latch trip lever to prevent accidental actuation and anti-skid rubber feet. Instructions included.

Item No.	Linemaster	Circuit	Pack Qty.
LF-1	531-SWHO	SPDT - Momentary	1
LF-2	571-DWHO	SPDT - Maintained	1
LF-4	534-SWHO	SPDT - 2-Stage Momentary	1
LF-6	511-BO	SPDT - Momentary-Anti-Trip	1

Pages 0712 - 0721.indd 720 11/6/2013 4:31:38 PM

IEC
Transistor Insulator

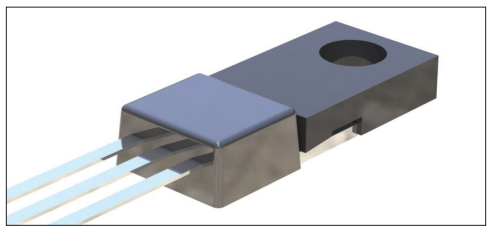



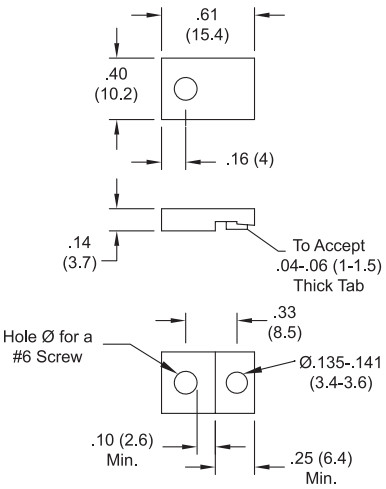

IEC-TO-220-18

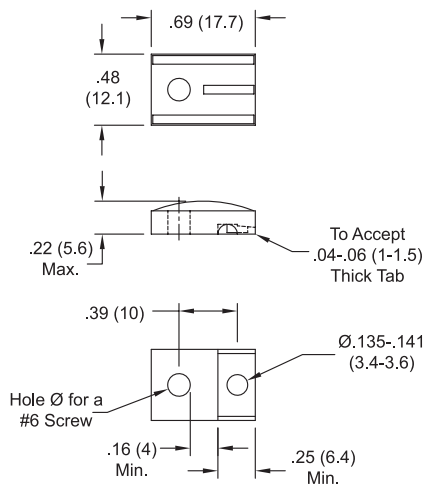

IEC-TO-220V-18

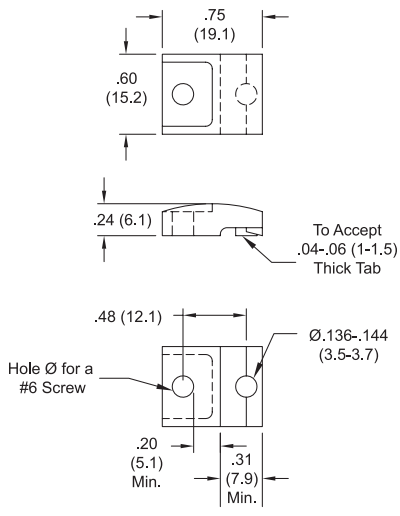

IEC-TO-218-18

- Mounts the transistor to the heat sink
- Separates the mounting screw from the transistor or heat sink
- Maximum recommended operating temperature: 120°F
- Material: UL94 HB
- Glass Filled Nylon
- Color: Black

Item No.	Bulk Pack Qty.
IEC-TO-220-18	1,000
IEC-TO-220V-18	1,000
IEC-TO-218-18	1,000

HTRTC
High Temp Transistor Insulator



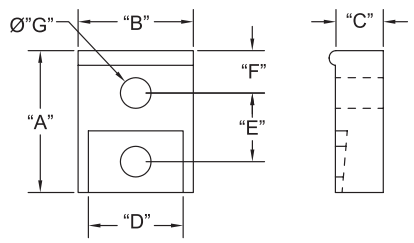

- Mounts the transistor to the heat sink
- Separates the mounting screw from the transistor or heat sink
- Maximum recommended operating temperature: 266°F (130˚C)
- Material: UL94 V-0 PBT
- Color: White

Item No.	Transistor Case Style	"A"	"B"	"C"	"D"	"E"	"F"	"G"Ø	Bulk Pack Qty.
HTRTC-1	TO-220	.63 (16)	.51 (13)	.21 (5.4)	.42 (10.7)	.32 (8)	.19 (4.7)	.14 (3.5)	1,000
HTRTC-1A	TO-220	.76 (19.3)	.51 (13)	.21 (5.4)	.42 (10.7)	.39 (10)	.24 (6)	.14 (3.6)	1,000

Pages 0712 - 0721.indd 721 11/6/2013 4:31:43 PM

TRANSISTOR INSULATORS

TO
Transistor Insulator Pad



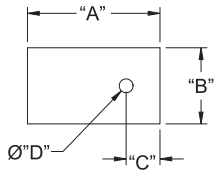

- Offers low resistance to heat transfer while providing electrical insulation between power device and metal parts
- Non-toxic and resists damage from cleaning solvents
- No grease required for installation; resists cracking or fracture
- For use with Richco part numbers IEC-TO-220, IEC-TO-220V-1 & IEC-TO-218
- Material: .007 Thick UL94 V-0 Silicone Rubber and Fiberglass Composite
- Color: Grey

Item No.	"A"	"B"	"C"	Ø"D"	Bulk Pack Qty.
TO-220-68	1.13 (28.7)	.63 (16)	.20 (5.1)	.145 (3.7)	500
TO-218-70	1.41 (35.8)	.81 (20.6)	.36 (9.1)	.147 (3.73)	500

IEC-TO3
Transistor Insulator Base

Richco®



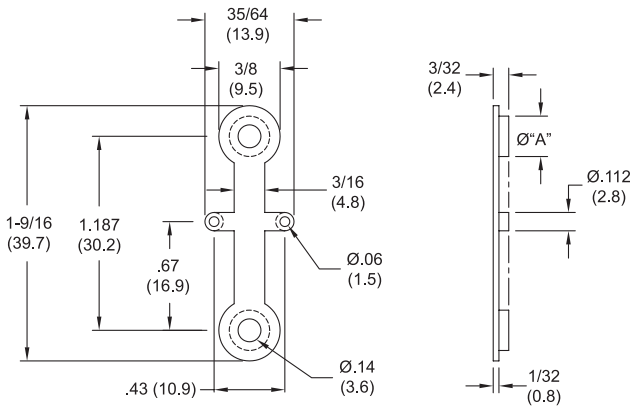

- Insulates pins and mounting screws
- Material: UL94 HB Glass Filled Nylon
- Color: Black

Item No.	Ø"A"	Bulk Pack Qty.
IEC-TO3-3-18	.184 (4.7) to fit a Ø.187 (4.8) Hole	1,000

Pages 0722 - 0727.indd 722 11/6/2013 4:33:24 PM

840XXX
Quick Fit Fuse Cover

Richco



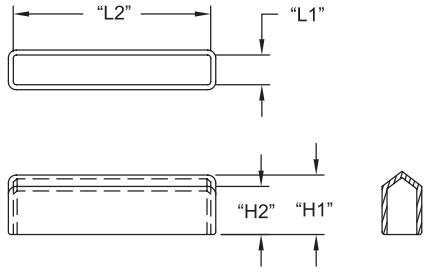

UL #E120063

- For fuse clips and blocks mounted to PC boards
- Made of flexible PVC for a snug fit
- Transparent for visual inspection
- No corrosion when exposed to copper
- UL Temperature rating: 105° C
- UL Voltage: 600V
- Material: UL94 V-0 Flexible PVC
- Color: Transparent Blue

Item No.	Fuse Type	"H1" Ref.	"H2" Ref.	"L1"	"L2"	Bulk Pack Qty.
840620	Metric	1/2 (12.7)	.391 (9.9)	.24 (6.1)	.79 (20.1)	1,000
840730	Metric	1/2 (12.7)	.391 (9.9)	.28 (7.1)	1.18 (30)	1,000
840832	Metric	5/8 (15.9)	.578 (14.7)	.32 (8.1)	1.26 (32)	1,000
840836	Std 0.25 x 1.25	1/2 (12.7)	.391 (9.9)	.32 (8.1)	1.42 (36.1)	1,000

FH/FC
Fuse Holder & Cover



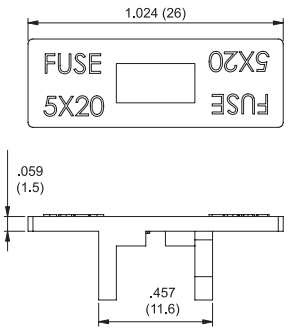

FC-320-NV Cover

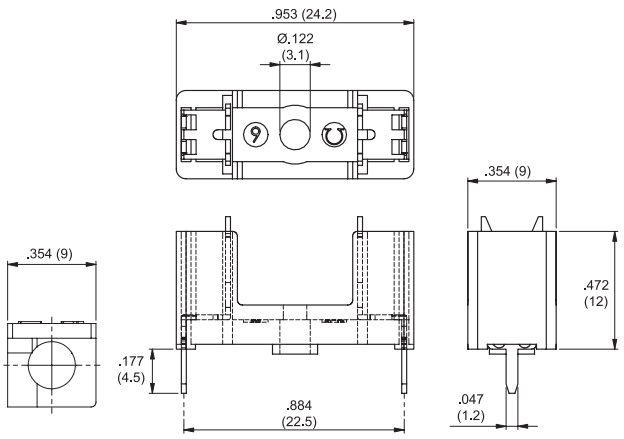

FH-320-NV Holder

- Protects live components from damaging, unintentional contact
- Window in the top of the holder allows for visual inspection
- Two-piece assembly. Simply insert the fuse into the fuse cover; lock in place with a fingertip twist; place fuse cover in fuse holder
- Cover and Holder sold separately
- Material: UL94 V-0 Nylon 6/6 25% Glass Filled
- Color: Black
- Pin Material: Brass/ Nickel, Tin Plated

Item No.	Description	Bulk Pack Qty.
FH-320-NV	Fuse Holder	1,000
FC-320-NV	Fuse Cover	1,000

FCE
Fuse Cover



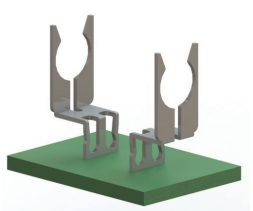

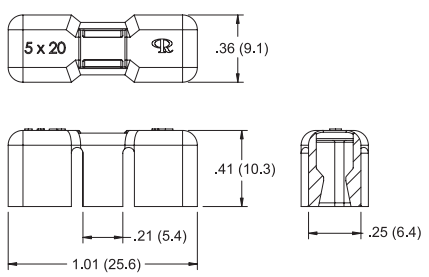

- Protects fuse when maintenance is performed on surrounding components
- Window in the top of the holder allows for visual inspection
- Easily snaps onto the fuse and fuse holder
- Material: UL94 V-0 Nylon 6/6
- Color: Natural

Item No.	Mounting Fuse Size	Bulk Pack Qty.
FCE-5-19	Snap-fit onto a .20 x .79 (5 x 20) fuse	1,000

Pages 0722 - 0727.indd 723 11/6/2013 4:33:29 PM

LED SPACERS

LEDS
LED Spacers





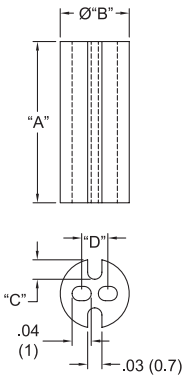

Fig. 1

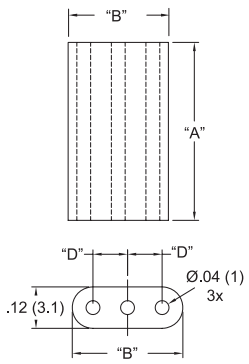

Fig. 2

- Provides height control, lead wire retention and stability
- Material: PVC
- Color: Black

Item No.	LED Type	"A"	"B"	"C"	"D" Ref.	Fig.	Material	Bulk Pack Qty.
LEDS1-3-26	T-1 (3mm)	3/16 (4.8)	.156 (4)	.047 (1.2)	.06 (1.5)	1	-	1,000
LEDS1-4-26	T-1 (3mm)	1/4 (6.4)	.156 (4)	.047 (1.2)	.06 (1.5)	1	-	1,000
LEDS1-6-26	T-1 (3mm)	3/8 (9.5)	.156 (4)	.047 (1.2)	.06 (1.5)	1	-	1,000
LEDS1-8-26	T-1 (3mm)	1/2 (12.7)	.156 (4)	.047 (1.2)	.06 (1.5)	1	-	1,000
LEDS1-10-26	T-1 (3mm)	5/8 (15.9)	.156 (4)	.047 (1.2)	.06 (1.5)	1	-	1,000
LEDS1-12-26	T-1 (3mm)	3/4 (19.1)	.156 (4)	.047 (1.2)	.06 (1.5)	1	-	1,000
LEDS1-14-26	T-1 (3mm)	7/8 (22.2)	.156 (4)	.047 (1.2)	.06 (1.5)	1	-	1,000
LEDS2-3-26	T-1 3/4 (5mm)	3/16 (4.8)	.188 (4.8)	.060 (1.5)	.10 (2.5)	1	-	1,000
LEDS2-4-26	T-1 3/4 (5mm)	1/4 (6.4)	.188 (4.8)	.060 (1.5)	.10 (2.5)	1	-	1,000
LEDS2-6-26	T-1 3/4 (5mm)	3/8 (9.5)	.188 (4.8)	.060 (1.5)	.10 (2.5)	1	-	1,000
LEDS2-8-26	T-1 3/4 (5mm)	1/2 (12.7)	.188 (4.8)	.060 (1.5)	.10 (2.5)	1	-	1,000
LEDS2-10-26	T-1 3/4 (5mm)	5/8 (15.9)	.188 (4.8)	.060 (1.5)	.10 (2.5)	1	-	1,000
LEDS2-12-26	T-1 3/4 (5mm)	3/4 (19.1)	.188 (4.8)	.060 (1.5)	.10 (2.5)	1	-	1,000
LEDS2-14-26	T-1 3/4 (5mm)	7/8 (22.2)	.188 (4.8)	.060 (1.5)	.10 (2.5)	1	-	1,000
LEDS3-3-26	T-1 (3mm)	3/16 (4.8)	.32 (8.1)	-	.10 (2.5)	2	UL94 V-0	1,000
LEDS3-4-26	T-1 (3mm)	1/4 (6.4)	.32 (8.1)	-	.10 (2.5)	2	UL94 V-0	1,000
LEDS3-6-26	T-1 (3mm)	3/8 (9.5)	.32 (8.1)	-	.10 (2.5)	2	UL94 V-0	1,000
LEDS3-8-26	T-1 (3mm)	1/2 (12.7)	.32 (8.1)	-	.10 (2.5)	2	UL94 V-0	1,000
LEDS3-10-26	T-1 (3mm)	5/8 (15.9)	.32 (8.1)	-	.10 (2.5)	2	UL94 V-0	1,000
LEDS3-12-26	T-1 (3mm)	3/4 (19.1)	.32 (8.1)	-	.10 (2.5)	2	UL94 V-0	1,000

LEDS1E
LED Spacers





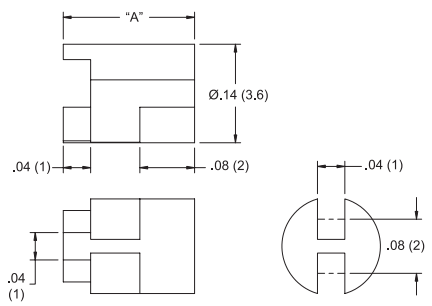

- Spaces standard T-1 LED from surface of board
- Minimizes shifting and height variation, ensuring product uniformity and production ease
- Material: UL94 V-2 Nylon 6/6
- Color: Natural

Item No.	LED Type	"A"	Bulk Pack Qty.
LEDS1E-3-01	T-1 (3mm)	3/16 (4.8)	1,000
LEDS1E-4-01	T-1 (3mm)	1/4 (6.4)	1,000
LEDS1E-6-01	T-1 (3mm)	3/8 (9.5)	1,000
LEDS1E-8-01	T-1 (3mm)	1/2 (12.7)	1,000
LEDS1E-10-01	T-1 (3mm)	5/8 (15.9)	1,000
LEDS1E-12-01	T-1 (3mm)	3/4 (19.1)	1,000
LEDS1E-14-01	T-1 (3mm)	7/8 (22.2)	1,000
LEDS1E-16-01	T-1 (3mm)	1 (25.4)	1,000

LEDS2E
LED Spacers





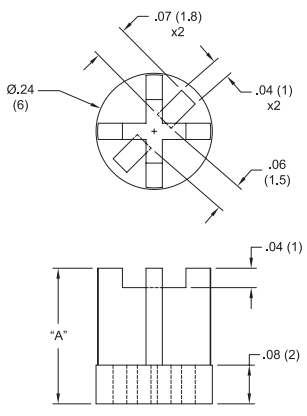

- Spaces standard T-1 3/4 LEDs from surface of board
- Minimizes shifting and height variation, ensuring product uniformity and production ease
- Material: UL94 V-2 Nylon 6/6
- Color: Natural

Item No.	LED Type	"A"	Bulk Pack Qty.
LEDS2E-3-01	T-1 3/4 (5mm)	3/16 (4.8)	1,000
LEDS2E-4-01	T-1 3/4 (5mm)	1/4 (6.4)	1,000
LEDS2E-6-01	T-1 3/4 (5mm)	3/8 (9.5)	1,000
LEDS2E-8-01	T-1 3/4 (5mm)	1/2 (12.7)	1,000
LEDS2E-10-01	T-1 3/4 (5mm)	5/8 (15.9)	1,000
LEDS2E-12-01	T-1 3/4 (5mm)	3/4 (19.1)	1,000
LEDS2E-14-01	T-1 3/4 (5mm)	7/8 (22.2)	1,000
LEDS2E-16-01	T-1 3/4 (5mm)	1 (25.4)	1,000

Pages 0722 - 0727.indd 724 11/6/2013 4:33:35 PM

LEDS2M
LED Spacer

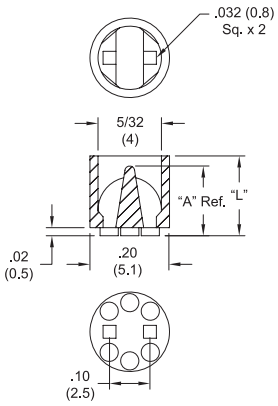



- Fits standard T-1 3/4 LEDs
- Internal tapered dividers guide the lead wires and prevent leads from shorting
- Bottom bosses serve to dissipate heat and ease post-solder cleanup
- Material: UL94 V-2 Nylon 6/6
- Color: Natural

Item No.	"L"	"A" Ref.	LED Type	Bulk Pack Qty.
LEDS2M-120-01	.12 (3.1)	.08 (2)	T-1 3/4 (5mm)	1,000
LEDS2M-140-01	.14 (3.6)	.08 (2)	T-1 3/4 (5mm)	1,000
LEDS2M-160-01	.16 (4.1)	.08 (2)	T-1 3/4 (5mm)	1,000
LEDS2M-180-01	.18 (4.5)	.08 (2)	T-1 3/4 (5mm)	1,000
LEDS2M-200-01	.20 (5.1)	.08 (2)	T-1 3/4 (5mm)	1,000
LEDS2M-220-01	.22 (5.6)	.08 (2)	T-1 3/4 (5mm)	1,000
LEDS2M-240-01	.24 (6.1)	.08 (2)	T-1 3/4 (5mm)	1,000
LEDS2M-250-01	.25 (6.4)	.20 (5.1)	T-1 3/4 (5mm)	1,000
LEDS2M-260-01	.26 (6.6)	.20 (5.1)	T-1 3/4 (5mm)	1,000
LEDS2M-280-01	.28 (7.1)	.20 (5.1)	T-1 3/4 (5mm)	1,000
LEDS2M-300-01	.30 (7.8)	.20 (5.1)	T-1 3/4 (5mm)	1,000
LEDS2M-320-01	.32 (8.1)	.20 (5.1)	T-1 3/4 (5mm)	1,000
LEDS2M-340-01	.34 (8.6)	.20 (5.1)	T-1 3/4 (5mm)	1,000
LEDS2M-360-01	.36 (9.1)	.20 (5.1)	T-1 3/4 (5mm)	1,000

Item No.	"L"	"A" Ref.	LED Type	Bulk Pack Qty.
LEDS2M-380-01	.38 (9.7)	.33 (8.4)	T-1 3/4 (5mm)	1,000
LEDS2M-400-01	.40 (10.2)	.33 (8.4)	T-1 3/4 (5mm)	1,000
LEDS2M-420-01	.42 (10.7)	.33 (8.4)	T-1 3/4 (5mm)	1,000
LEDS2M-440-01	.44 (11.2)	.33 (8.4)	T-1 3/4 (5mm)	1,000
LEDS2M-450-01	.45 (11.4)	.33 (8.4)	T-1 3/4 (5mm)	1,000
LEDS2M-460-01	.46 (11.7)	.33 (8.4)	T-1 3/4 (5mm)	1,000
LEDS2M-500-01	.50 (12.7)	.45 (11.4)	T-1 3/4 (5mm)	1,000
LEDS2M-550-01	.55 (14)	.45 (11.4)	T-1 3/4 (5mm)	1,000
LEDS2M-600-01	.60 (15.2)	.45 (11.4)	T-1 3/4 (5mm)	1,000
LEDS2M-650-01	.65 (16.5)	.58 (14.7)	T-1 3/4 (5mm)	1,000
LEDS2M-750-01	.75 (19.1)	.70 (17.8)	T-1 3/4 (5mm)	1,000
LEDS2M-850-01	.85 (21.6)	.70 (17.8)	T-1 3/4 (5mm)	1,000
LEDS2M-900-01	.90 (22.9)	.70 (17.8)	T-1 3/4 (5mm)	1,000

LEDM-1
Metric LED Spacers





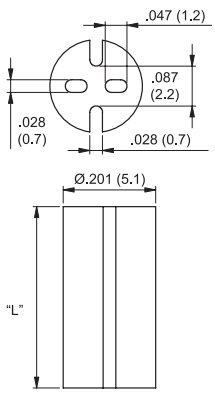

- Fits standard T-1 3/4 LEDs
- Provides height control, lead wire retention and stability
- Self-retaining feature for auto insertion and pre-assembly
- Material: PVC
- Color: Black

Item No.	"L" Length mm	Fits LED	Bulk Pack Qty.
LEDM-1-2	2	T-1 3/4 (5mm)	1,000
LEDM-1-3	3	T-1 3/4 (5mm)	1,000
LEDM-1-4	4	T-1 3/4 (5mm)	1,000
LEDM-1-6	5	T-1 3/4 (5mm)	1,000
LEDM-1-8	8	T-1 3/4 (5mm)	1,000
LEDM-1-9	9	T-1 3/4 (5mm)	1,000
LEDM-1-10	10	T-1 3/4 (5mm)	1,000
LEDM-1-13	13	T-1 3/4 (5mm)	1,000
LEDM-1-21	21	T-1 3/4 (5mm)	1,000

LEDM-2
Metric LED Spacers





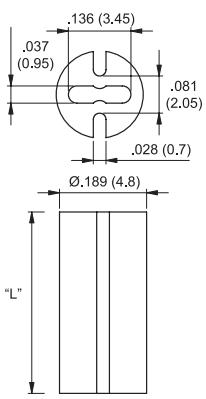

- Fits standard T-1 LEDs
- Provides height control, lead wire retention and stability
- Self-retaining feature for auto insertion and pre-assembly
- Material: PVC
- Color: Black

Item No.	"L" Length mm	Fits LED	Bulk Pack Qty.
LEDM-2-2	2	T-1 (3mm)	1,000
LEDM-2-3	3	T-1 (3mm)	1,000
LEDM-2-4	4	T-1 (3mm)	1,000
LEDM-2-6	5	T-1 (3mm)	1,000
LEDM-2-8	8	T-1 (3mm)	1,000
LEDM-2-9	9	T-1 (3mm)	1,000
LEDM-2-10	10	T-1 (3mm)	1,000
LEDM-2-13	13	T-1 (3mm)	1,000
LEDM-2-21	21	T-1 (3mm)	1,000

LEDM-3
Metric LED Spacers





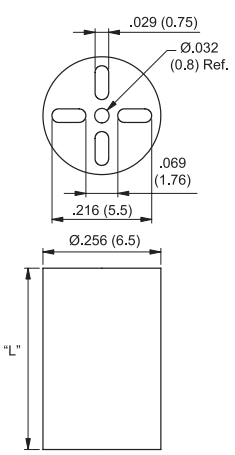

- Fits standard T-1 3/4 LEDs
- Provides height control, lead wire retention and stability
- Self-retaining feature for auto insertion and pre-assembly
- Material: PVC
- Color: Black

Item No.	"L" Length mm	Fits LED	Bulk Pack Qty.
LEDM-3-2	2	T-1 3/4 (5mm)	1,000
LEDM-3-3	3	T-1 3/4 (5mm)	1,000
LEDM-3-4	4	T-1 3/4 (5mm)	1,000
LEDM-3-6	5	T-1 3/4 (5mm)	1,000
LEDM-3-8	8	T-1 3/4 (5mm)	1,000
LEDM-3-9	9	T-1 3/4 (5mm)	1,000
LEDM-3-10	10	T-1 3/4 (5mm)	1,000
LEDM-3-13	13	T-1 3/4 (5mm)	1,000
LEDM-3-21	21	T-1 3/4 (5mm)	1,000

Pages 0722 - 0727.indd 725 11/6/2013 4:33:42 PM

LED SPACERS

SQLEDS
Square LED Spacers





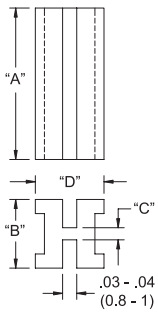

- Provides height control, lead wire retention and stability
- Square design is good for angled applications
- Material: UL94 V-0 PVC
- Color: Black

Item No.	LED Type	"A"	"B"	"C"	"D" Ref.	Bulk Pack Qty.
SQLEDS1-4-26	T-1 (3mm)	.250 (6.4)	.17 (4.3)	.03 (0.8)	.17 (4.3)	1,000
SQLEDS1-6-26	T-1 (3mm)	.375 (9.5)	.17 (4.3)	.03 (0.8)	.17 (4.3)	1,000
SQLEDS1-8-26	T-1 (3mm)	.500 (12.7)	.17 (4.3)	.03 (0.8)	.17 (4.3)	1,000
SQLEDS2-4-26	T-1-3/4 (5mm)	.250 (6.4)	.24 (6.1)	.07 (1.8)	.27 (6.9)	1,000
SQLEDS2-6-26	T-1-3/4 (5mm)	.375 (9.5)	.24 (6.1)	.07 (1.8)	.27 (6.9)	1,000
SQLEDS2-8-26	T-1-3/4 (5mm)	.500 (12.7)	.24 (6.1)	.07 (1.8)	.27 (6.9)	1,000
SQLEDS2-12-26	T-1-3/4 (5mm)	.750 (19.1)	.24 (6.1)	.07 (1.8)	.27 (6.9)	1,000

LEDH
90° LED Holder



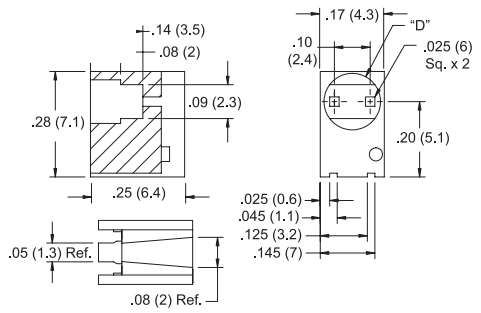

LEDH-101C

- Material: UL94 V-0 Nylon 6/6
- Color: Black

Item No.	Ø"D"	LED Type	Bulk Pack Qty.
LEDH-101C-34	.13 (3.4)	T-1 (3mm)	1,000
LEDH-101C-38	.15 (3.8)	T-1 (3mm)	1,000

- Allows LEDs to be mounted at a 90° angle
- Can be easily assembled by hand; no tools required

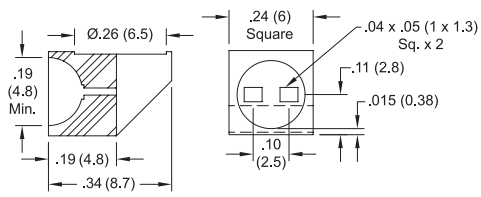

LEDH-909-235

- Material: UL94 V-2 Nylon 6/6
- Color: Black

Item No.	LED Type	Bulk Pack Qty.
LEDH-909-235	T-1 3/4 (5mm)	1,000

LEDHPM
Panel Mount LED Holder



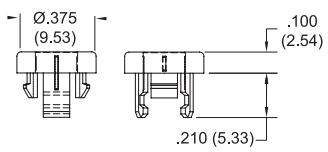

- Easily snapped into standard panel holes by hand
- Once the holder is snapped into the hole, the LED will lock into place when inserted from the rear of the panel
- Provides a secure, attractive display
- Fits standard T-1 3/4 LEDs
- Material: UL94 V-2 Nylon 6/6
- Color: Natural

Item No.	Mounting Hole Ø	Panel Thickness	LED Type	Bulk Pack Qty.
LEDHPM-1	.281-.287 (7.14-7.29)	.044-.048 (1.12-1.22)	T-1 3/4 (5mm)	1,000

LEDCR
LED Clips & Rings



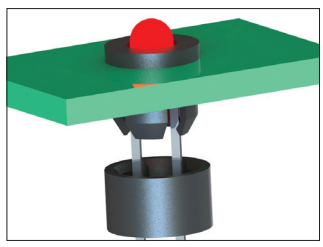

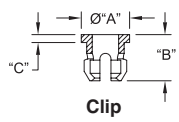

Clip

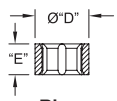

Ring

- The devices go together by simply inserting the "clip" to the front of the panel, then assembling the LED into the "clip" from the rear of the panel. The "ring" is pressed onto the rear of the "clip" for a firm retention
- Parts are sold in a set with both the clip and ring
- Securely and firmly mounts LEDs
- Material: Clip: UL94 V-0 Nylon 6/6, Ring: See Table
- Color: Black

Item No.	Ring Material	LED Type	Mounting Hole Ø	Panel Thickness	"A" Ø	"B"	"C"	"D" Ø	"E"	Bulk Pack Qty.
LEDCR-104	UL94 V-0 Nylon 6/6	T-1 (3mm)	.174-.180 (4.4-4.6)	.032-.125 (0.8-3.2)	.21 (5.3)	.21 (5.3)	.015 (0.38)	.24 (6.1)	.14 (3.6)	1,000
LEDCR-174	UL94 V-2 Nylon 6/6	T-1-3/4 (5mm)	.267-.273 (6.8-6.9)	.032-.125 (0.8-3.2)	.30 (7.6)	.26 (6.6)	.030 (0.76)	.35 (8.9)	.16 (4.1)	1,000

Pages 0722 - 0727.indd 726 11/6/2013 4:33:50 PM

LEDC
LED Lens Cover





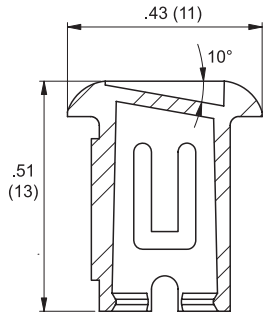

Patent Pending

- Standard 10° lens angle to control light transmission
- Rubber o-ring gives protection from dust and water
- Fits standard T-1 3/4 LEDs
- Snaps in by hand
- Material: Cover: UL94 V-2 Polycarbonate, O-Ring: Neoprene Rubber
- Color: Cover: Clear, O-Ring: Black

Item No.	Details	Mounting Hole Ø	Panel Thickness	LED Type	Bulk Pack Qty.
LEDC-1	Cover	.03 (7.6)	.177 (4.5)	T-1 3/4 (5mm)	1,000
LEDC-2	Cover with O-Ring	.03 (7.6)	.118 (3)	T-1 3/4 (5mm)	1,000

VLP
Vertical Light Pipe

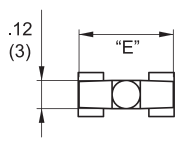



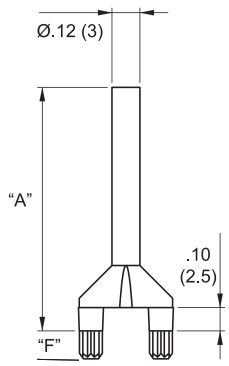

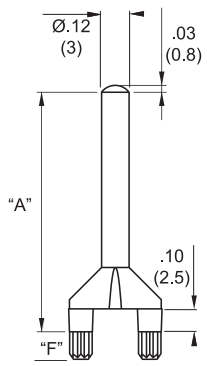

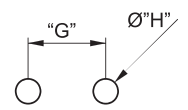

Mounting Hole Details

Fig. 1
Flat

Fig. 2
Domed

- Acts as a conduit to transport light from an LED to another location while minimizing the loss of light
- Domed and Flat front shapes allow for flexibility of design
- Surface mount LED compatible
- Provides ESD protection by isolating the PCB from potential contact
- Material: UL94 V-0 Polycarbonate
- Color: Clear

Item No.	Fig.	"A"	"E"	"F"	"G"	"H"Ø	Panel Thickness	Bulk Pack Qty.
VLP1-F-1	1	.50 (12.7)	.25 (6.4)	.10 (2.5)	.19 (4.7)	.06 (1.5)	.03-.12 (0.8-3)	1,000
VLP1-F-3	1	.65 (16.5)	.25 (6.4)	.10 (2.5)	.19 (4.7)	.06 (1.5)	.03-.12 (0.8-3)	1,000
VLP1-F-4	1	.86 (21.8)	.25 (6.4)	.10 (2.5)	.19 (4.7)	.06 (1.5)	.03-.12 (0.8-3)	1,000
VLP1-F-5	1	1.03 (26.1)	.25 (6.4)	.10 (2.5)	.19 (4.7)	.06 (1.5)	.03-.12 (0.8-3)	1,000
VLP1-D-1	2	.50 (12.7)	.25 (6.4)	.10 (2.5)	.19 (4.7)	.06 (1.5)	.03-.12 (0.8-3)	1,000
VLP1-D-3	2	.65 (16.5)	.25 (6.4)	.10 (2.5)	.19 (4.7)	.06 (1.5)	.03-.12 (0.8-3)	1,000
VLP1-D-4	2	.86 (21.8)	.25 (6.4)	.10 (2.5)	.19 (4.7)	.06 (1.5)	.03-.12 (0.8-3)	1,000
VLP1-D-5	2	1.03 (26.1)	.25 (6.4)	.10 (2.5)	.19 (4.7)	.06 (1.5)	.03-.12 (0.8-3)	1,000
VLP2-F-1	1	.50 (12.7)	.39 (10)	.12 (3)	.30 (7.5)	.09 (2.4)	.03-.12 (0.8-3)	1,000
VLP2-F-2	1	.59 (15)	.39 (10)	.12 (3)	.30 (7.5)	.09 (2.4)	.03-.12 (0.8-3)	1,000
VLP2-F-3	1	.65 (16.5)	.39 (10)	.12 (3)	.30 (7.5)	.09 (2.4)	.03-.12 (0.8-3)	1,000
VLP2-F-4	1	.86 (21.8)	.39 (10)	.12 (3)	.30 (7.5)	.09 (2.4)	.03-.12 (0.8-3)	1,000
VLP2-F-5	1	1.03 (26.1)	.39 (10)	.12 (3)	.30 (7.5)	.09 (2.4)	.03-.12 (0.8-3)	1,000
VLP2-F-6	1	2.17 (55)	.39 (10)	.12 (3)	.30 (7.5)	.09 (2.4)	.03-.12 (0.8-3)	1,000
VLP2-D-1	2	.50 (12.7)	.39 (10)	.12 (3)	.30 (7.5)	.09 (2.4)	.03-.12 (0.8-3)	1,000
VLP2-D-3	2	.65 (16.5)	.39 (10)	.12 (3)	.30 (7.5)	.09 (2.4)	.03-.12 (0.8-3)	1,000
VLP2-D-4	2	.86 (21.8)	.39 (10)	.12 (3)	.30 (7.5)	.09 (2.4)	.03-.12 (0.8-3)	1,000
VLP2-D-5	2	1.03 (26.1)	.39 (10)	.12 (3)	.30 (7.5)	.09 (2.4)	.03-.12 (0.8-3)	1,000
VLP2-D-6	2	2.17 (55)	.39 (10)	.12 (3)	.30 (7.5)	.09 (2.4)	.03-.12 (0.8-3)	1,000

Pages 0722 - 0727.indd 727 11/6/2013 4:33:55 PM