13W, 3.3Vout, Power Transformers (EFD15) Power Over Ethernet, DC/DC Converter

HALO Electronics offers a broad line of power transformers designed for fly-back DC/DC converters used in Power over Ethernet (PoE) applications. These industrial temperature range transformers are UL recognized and are fully compliant to IEEE802.3af requirements for isolation and power ratings. This standard series is LEAD-free and RoHS compliant. Please contact your nearest HALO representative for custom designs.



RoHS COMPLIANT

MECHANICAL DIMENSIONS

PACKAGE A

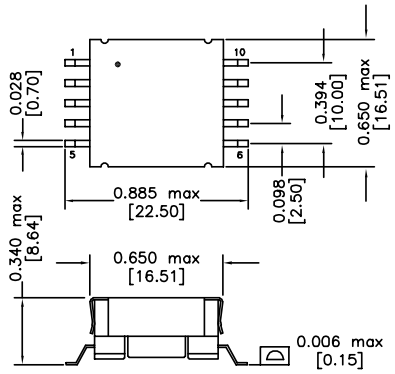

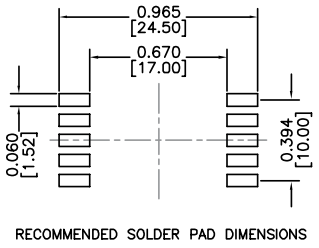

RECOMMENDED SOLDER PAD DIMENSIONS

PACKAGE B

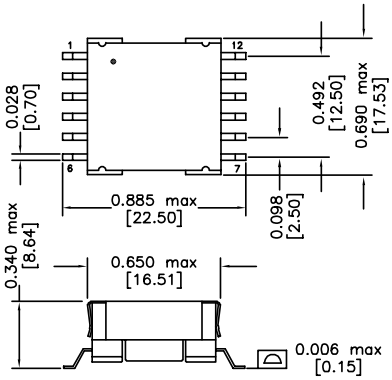

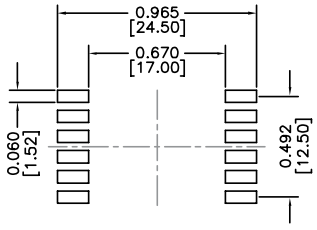

RECOMMENDED SOLDER PAD DIMENSIONS

DIMENSIONS: Inch [mm]
TOLERANCES: 0.006 inch if not specified

SCHEMATIC A

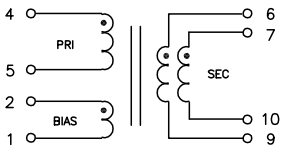

SCHEMATIC B

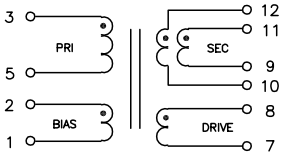

Electrical Specifications @ 25 °C
Isolation Voltage (PRI – SEC): 1,500Vrms
Operating Temp: -40 to +85 °C

Part Number	Turns Ratio PRI:BIAS:SEC:DRV	DCR (mΩ max) PRI/BIAS/SEC/DRV	PRI OCL (µH ±10%)	PRI LL (µH Max)	PKG/ SCHE.	IC P/N
TGP13-S004EFD15LF	1:0.208:0.083	520/400/10	145	5	A	LTC4267
TGP13-S008EFD15LF	1: 0.500:0.167	150/400/10	33	1	A	LM5072
TGP13-S012EFD15LF	1:0.500:0.150:0.275	520/760/20/400	160	2	B	TPS23750

13W, 3.3 Vout, Power Transformers (EP13)
Power Over Ethernet, DC/DC Converter

HALO Electronics offers a broad line of power transformers designed for fly-back DC/DC converters used in Power over Ethernet (PoE) applications. These industrial temperature range transformers are UL recognized and are fully compliant to IEEE802.3af requirements for isolation and power ratings. This standard series is LEAD-free and RoHS compliant. Please contact your nearest HALO representative for custom designs.



13W, 3.3Vout, Power Transformers (EP13)
Power Over Ethernet, DC/DC Converter

MECHANICAL DIMENSIONS

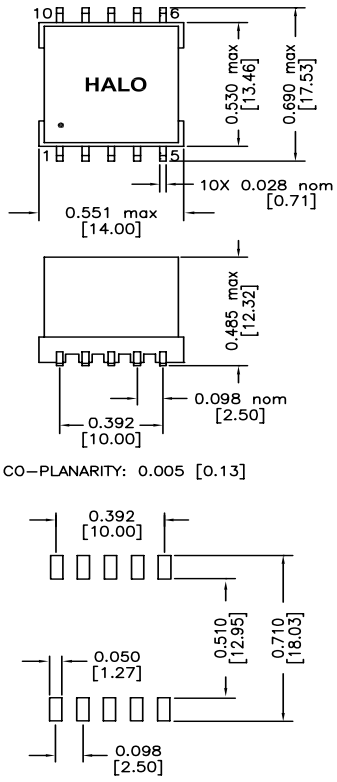

RECOMMENDED SOLDER PAD DIMENSIONS

DIMENSIONS: Inch [mm]
TOLERANCES: 0.006 inch if not specified

SCHEMATIC A

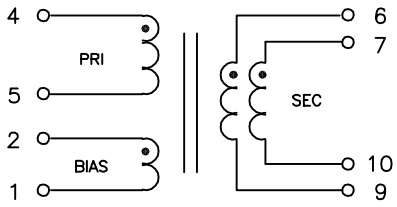

SCHEMATIC B

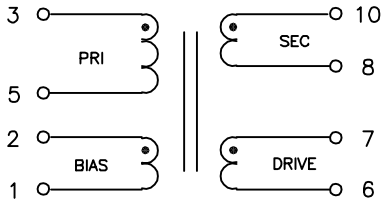

RoHS Pb COMPLIANT

Electrical Specifications @ 25 °C
Isolation Voltage (PRI – SEC): 1,500Vrms
Operating Temp: -40 to +85 °C

Part Number	Turns Ratio PRI:AUX:SEC:DRV	DCR (mΩ max) PRI/AUX/SEC/DRV	PRI OCL (μH ±10%)	PRI LL (μH Max)	SCHE.	IC P/N
TGP13-S003EP13LF	1:0.208:0.083	500/400/15	145	5	A	LTC4267
TGP13-S007EP13LF	1: 0.500:0.167	100/400/12	33	1	A	LM5072
TGP13-S011EP13LF	1:0.500:0.150:0.275	450/700/30/400	160	3	B	TPS23750

HALO Electronics • 2880 Lakeside Drive, Suite 116 • Santa Clara, CA 95054 • PH: 650-903-3800
www.haloelectronics.com • info@haloelectronics.com • This Datasheet: poe-power-transformers.pdf Rev. 9/12

7W, 3.3Vout, Power Transformers (EP10)
Power Over Ethernet, DC/DC Converter



HALO Electronics offers a broad line of power transformers designed for fly-back DC/DC converters used in Power over Ethernet (PoE) applications. These industrial temperature range transformers are UL recognized and are fully compliant to IEEE802.3af requirements for isolation and power ratings. This standard series is LEAD-free and RoHS compliant. Please contact your nearest HALO representative for custom designs.

MECHANICAL DIMENSIONS

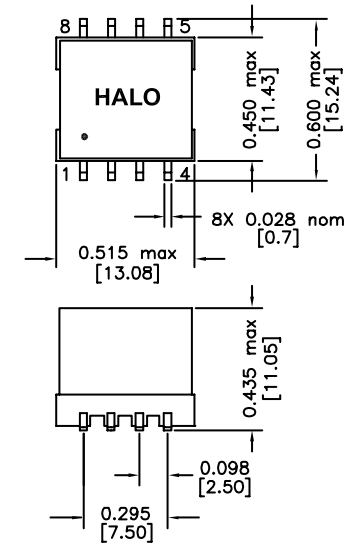

CO–PLANARITY: 0.005 [0.13]

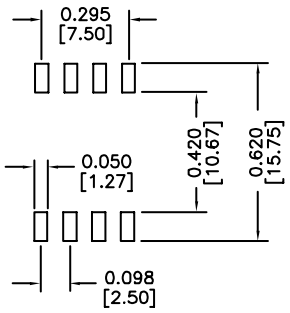

RECOMMENDED SOLDER PAD DIMENSIONS

DIMENSIONS: Inch [mm]
TOLERANCES: 0.006 inch if not specified

SCHEMATIC A

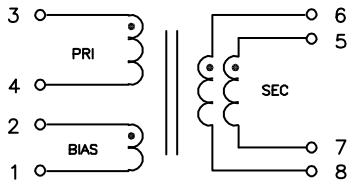

SCHEMATIC B

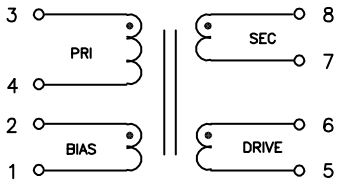

Electrical Specifications @ 25 °C
Isolation Voltage (PRI – SEC): 1,500Vrms
Operating Temp: -40 to +85 °C

Part Number	Turns Ratio PRI:AUX:SEC:DRV	DCR (mΩ max) PRI/AUX/SEC/DRV	PRI OCL (µH ±10%)	PRI LL (µH Max)	SCHE.	IC P/N
TGP7-S002EP10LF	1:0.208:0.083	450/400/12	145	4	A	LTC4267
TGP7-S006EP10LF	1: 0.500:0.167	100/400/10	33	1	A	LM5072
TGP7-S010EP10LF	1:0.500:0.150:0.275	450/700/30/400	160	3	B	TPS23750

HALO Electronics • 2880 Lakeside Drive, Suite 116 • Santa Clara, CA 95054 • PH: 650-903-3800
www.haloelectronics.com • info@haloelectronics.com • This Datasheet: poe-power-transformers.pdf Rev. 9/12

3W, 3.3Vout, Power Transformers (EP7)
Power Over Ethernet, DC/DC Converter



HALO Electronics offers a broad line of power transformers designed for fly-back DC/DC converters used in Power over Ethernet (PoE) applications. These industrial temperature range transformers are UL recognized and are fully compliant to IEEE802.3af requirements for isolation and power ratings. This standard series is LEAD-free and RoHS compliant. Please contact your nearest HALO representative for custom designs.

RoHS COMPLIANT

MECHANICAL DIMENSIONS

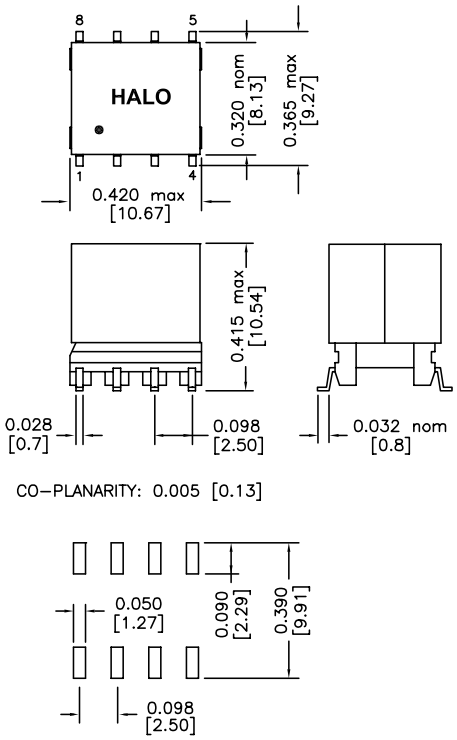

CO–PLANARITY: 0.005 [0.13]

RECOMMENDED SOLDER PAD DIMENSIONS

DIMENSIONS: Inch [mm]
TOLERANCES: 0.006 inch if not specified

SCHEMATIC A

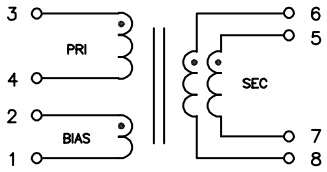

SCHEMATIC B

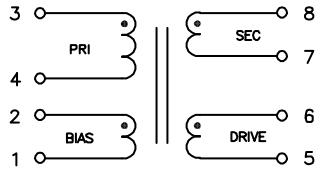

Electrical Specifications @ 25 °C
Isolation Voltage (PRI – SEC): 1,500Vrms
Operating Temp: -40 to +85 °C

Part Number	Turns Ratio PRI:AUX:SEC:DRV	DCR (mΩ max) PRI/AUX/SEC/DRV	PRI OCL (µH ±10%)	PRI LL (µH Max)	SCHE.	IC P/N
TGP3-S001EP7LF	1:0.208:0.083	1200/300/20	145	4	A	LTC4267
TGP3-S005EP7LF	1: 0.500:0.167	160/300/15	33	1	A	LM5072
TGP3-S009EP7LF	1:0.500:0.150:0.275	1000/550/50/300	160	3	B	TPS23750

HALO Electronics • 2880 Lakeside Drive, Suite 116 • Santa Clara, CA 95054 • PH: 650-903-3800
www.haloelectronics.com • info@haloelectronics.com • This Datasheet: poe-power-transformers.pdf Rev. 9/12