Pushing Performance
Since 1945

DIN-Power code key type F



Image is for illustration purposes only. Please refer to product description.

Part number	09 06 001 9919
Specification	DIN-Power code key type F
HARTING eCatalogue	https://b2b.harting.com/09060019919

Identification

Category	Accessories
Series	DIN 41612
Type of accessory	Coding pin
Description of the accessory	for type F
Features	lead-free

Material properties

Material (accessories)	Thermoplastic
Colour (accessories)	RAL 7032 (pebble grey)
Material flammability class acc. to UL 94	V-0
RoHS	compliant
ELV status	compliant
China RoHS	e
REACH Annex XVII substances	Not contained
REACH ANNEX XIV substances	Not contained
REACH SVHC substances	Not contained
California Proposition 65 substances	Yes
California Proposition 65 substances	Antimony trioxide
Fire protection on railway vehicles	EN 45545-2 (2020-08)
Requirement set with Hazard Levels	R26

HARTING Electronics GmbH | Marienwerderstraße 3 | 32339 Espelkamp | Germany
Phone +49 5772 47-97200 | electronics@HARTING.com | www.HARTING.com

Pushing Performance
Since 1945

Specifications and approvals

Railway classification	F4/I3 acc. to NFF 16-101/102

Commercial data

Packaging size	100
Net weight	0.1 g
Country of origin	Germany
European customs tariff number	85389099
GTIN	5713140010499
ETIM	EC002311
eCl@ss	27440203 Coding for industrial connectors

Shroud coding
(without loss of contact)



To avoid cross-plugging of adjacent connectors a coding system is required.
Insert the code key 09 06 001 9919 into one of the keyways of the female connector as shown in the drawing. Break out the corresponding area of the male shroud. Connectors coded this way can only be applied in a minimum rack spacing of 20.32 mm.

HARTING Electronics GmbH | Marienwerderstraße 3 | 32339 Espelkamp | Germany
Phone +49 5772 47-97200 | electronics@HARTING.com | www.HARTING.com

Pushing Performance
Since 1945

Shroud coding



Insert the code key into one of the key ways of the female connector as shown in the drawing. Break out the corresponding area of the male shroud. Connectors coded this way can only be applied in a minimum rack spacing of 20.32 mm.

HARTING Electronics GmbH | Marienwerderstraße 3 | 32339 Espelkamp | Germany
Phone +49 5772 47-97200 | electronics@HARTING.com | www.HARTING.com