ALL NEW PRODUCTS!



Heyco® Fan Mounts

PANEL DIMENSIONS Max. Panel Thickness in.	PANEL DIMENSIONS Max. Panel Thickness mm.	PANEL DIMENSIONS Mounting Hole Dia. in.	PANEL DIMENSIONS Mounting Hole Dia. mm.	FAN DIMENSIONS Mounting Hole Dia. in.	FAN DIMENSIONS Mounting Hole Dia. mm.	FAN DIMENSIONS Thickness in.	FAN DIMENSIONS Thickness mm.	PART	DESCRIPTION	MAT'L	PART DIMENSIONS A in.	PART DIMENSIONS A mm.	PART DIMENSIONS B in.	PART DIMENSIONS B mm.	PART DIMENSIONS C in.	PART DIMENSIONS C mm.	Style
FMS - Standard																	
.055	1,4	.197	5,0	.20	5,0	.08	2,0	**0345**	FMS-1	EPDM 30	.06	1,5	.07	1,9	1.27	32,3	1
								0346	FMS-2	EPDM 40							
						.12	3,1	**0348**	FMS-3	EPDM 30	.06	1,5	.12	3,0	.87	22,2	2
								0349	FMS-4	EPDM 40							
.031	0,8	.138	3,5	.14	3,5	.79	20,0	**0354**	FMS-5	Silicone Rubber 40	.06	1,5	.73	18,5	2.20	56,0	3
.118	3,0	.169	4,3	.17	4,3	.59	15,0	**0355**	FMS-6	Silicone Rubber 40	.08	2,0	.55	14,0	2.12	53,8	
.031	0,8	.138	3,5	.14	3,5	.98-1.10	25,0-28,0	**0356**	FMS-7	Silicone Rubber 40	.06	1,5	.94	24,0	2.87	73,0	
FMM - Multi																	
.039-.059	1,0-1,5	.177-.189	4,5-4,8	.13-.18	3,2-4,5	.39-2.00	10,0-51,0	**0357**	FMM-1	Silicone Rubber 40	see schematic drawing						4
FMB - Break-Away																	
.031-.063	0,8-1,6	.177-.197	4,5-5,0	.16-.18	4,0-4,5	.98-2.01	25,0-51,0	**0359**	FMB-1	Silicone Rubber 40	see schematic drawing						5
				.13-.14	3,2-3,5	up to .40	up to 10,0	**0363**	FMB-2	Silicone Rubber 40	see schematic drawing						6
				.16-.18	4,0-4,5	up to .98	up to 25,0										

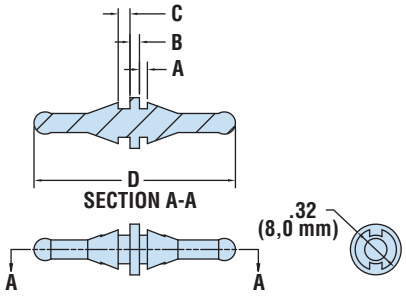

Style 1

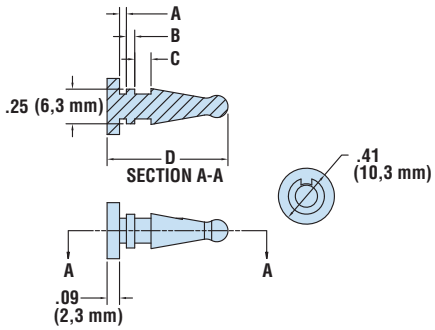

Style 2

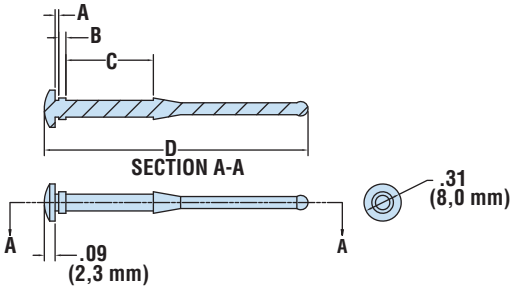

Style 3

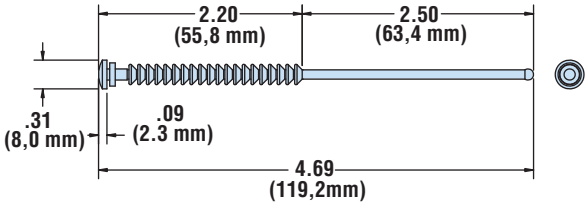

Style 4

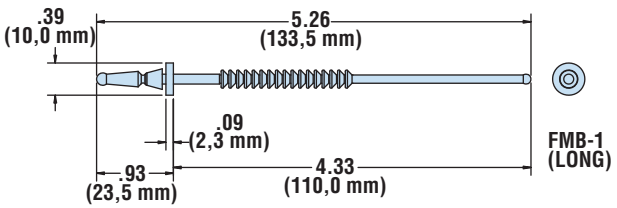

Style 5

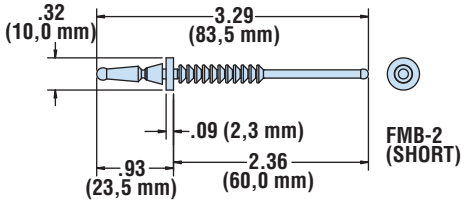

Style 6