MIL-STD-1553 TRANSFORMERS

Value Series (COTS) THT Non-QPL Interface Transformers
Ruggedized



These Non-QPL interface transformers are built and tested in ISO 9001 approved facilities.

- Dual ratio, dual interface
- Conform to all electrical and physical parameters of MIL-PRF-21038/27
- Operating Temperature: -55°C to +125°C
- Moisture Sensitivity Level: 3
- Lead Finish: SnPb
- Applicable Specifications:
  - MIL-STD-1553B
  - MIL-STD-202
  - MIL-PRF-21038
  - ISO 9001

Summary Performance Specifications

Droop	20% MAX
Overshoot	±1V MAX
Common Mode Rejection (CMR)	45dB MIN
Frequency Range (no load)	75kHz - 1MHz
Insulation Resistance (MIN)	10K MΩ @ 250Vdc
Dielectric Withstanding Voltage	100Vrms

Electrical Specifications @ 25°C

Part Number	Turns Ratio (±3%)				RDC MAX (Ω)				Impedance MIN (Ω)
	(1-3) : (16-13)	(6-8) : (12-9)	(1-3) : (15-14)	(6-8) : (11-10)	(1-3)	(6-8)	(16-13)	(12-9)	(16-13), (12-9)
DKG1553-45	1:2.50	1:2.50	1:1.79	1:1.79	1.0	1.0	3.5	3.5	4000
DKG1553-70	1:3.00	1:3.00	1:2.15	1:2.15	0.50	0.50	3.5	3.5	4000
DKG1553-71	1:3.54	1:3.54	1:2.50	1:2.50	0.50	0.50	3.5	3.5	4000
DKG1553-72	1:3.75	1:3.75	1:2.70	1:2.70	0.50	0.50	3.5	3.5	4000
DKG1553-75	1:2.65	1:2.65	1:2.07	1:2.07	0.50	0.50	3.5	3.5	4000

Mechanicals

DKG1553-XX

Dimensions: inch [mm]
Tolerance (unless otherwise specified): ±0.010 [0.25]

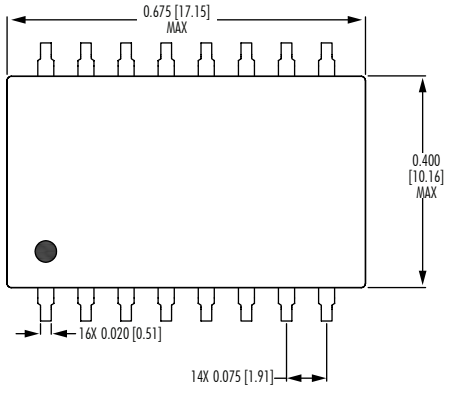

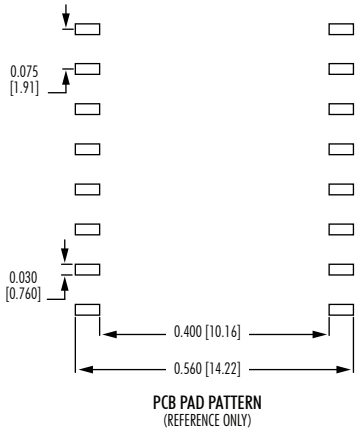

PCB PAD PATTERN
(REFERENCE ONLY)

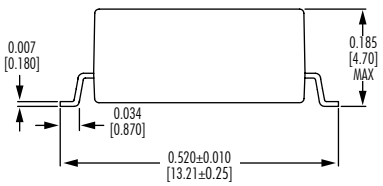

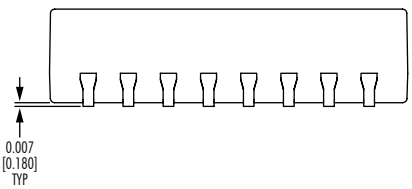

Electrical Schematics

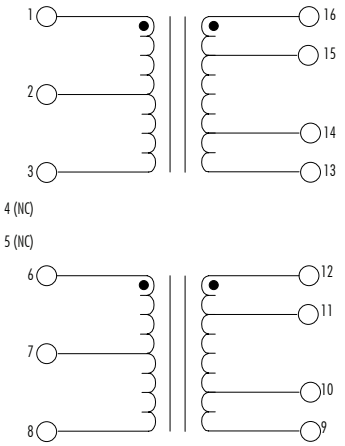

Performance warranty of products offered on this data sheet is limited to the parameters specified. Data is subject to change without notice. Other brand and product names mentioned herein may be trademarks or registered trademarks of their respective owners. © Copyright, 2020. iNRCORE, LLC. All rights reserved.

Tin/Lead Recommended Reflow Profile (Based on J-STD-020D)

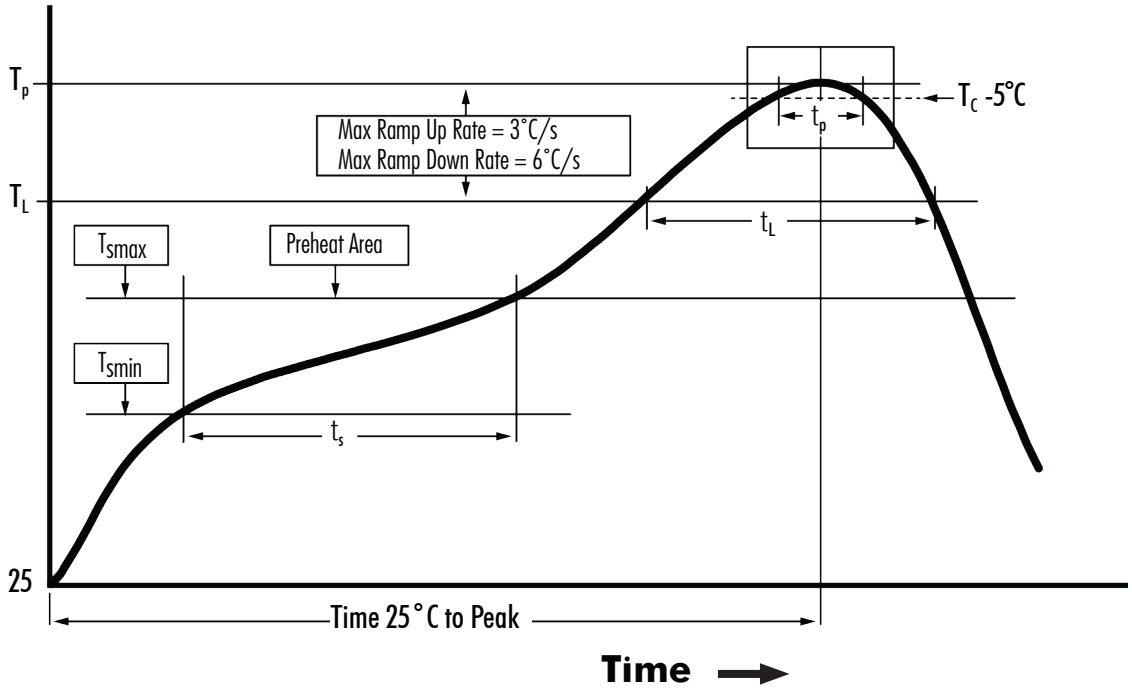

T_{SMIN} (°C)	T_{SMAX} (°C)	T_L (°C)	T_P (°C MAX)	t_S (s)	t_L (s)	t_P (s MAX)	Ramp-up rate (T_L to T_P)	Ramp-down rate (T_P to T_L)	Time 25°C to peak temperature (s MAX)
100	150	183	225	60 - 120	60 - 150	20	3°C/s MAX	6°C/s MAX	360

NOTES:

1. All temperatures measured on the package leads.
2. Maximum times of reflow cycle: 2

iNRCORE, LLC
311 Sinclair Road, Bristol, PA 19007-6812 USA
Tel: +1.215.781.6400 Fax: +1.215.781.6430
www.iNRCORE.com

Performance warranty of products offered on this data sheet is limited to the parameters specified. Data is subject to change without notice. Other brand and product names mentioned herein may be trademarks or registered trademarks of their respective owners. © Copyright, 2020. iNRCORE, LLC. All rights reserved.