SMT Gate Drive Transformer

1500Vdc Basic and Operational Insulation

- 1500 V_{DC} isolation between Gate and Drive
- Basic Insulation (1.4mm creepage/clear-ance) and operational available
- Part designed for rugged environments
- Construction techniques assure excellent resistance to vibration and shock
- Operating frequency: 50kHz and up
- Moisture Sensitivity Level : 3

Electrical Specifications @ 25 °C – Operating Temperature – 55 °C to +130 °C

Part Number	Turns Ratio	Pri-Sec Isulation (V_{DC})	MAX[1] V*µsec	Primary Inductance (mH MIN)	Leakage[2] Inductance (µH MAX)	DCR Primary (Ω MAX)	DCR Secondary (Ω MAX)	Package Size (L x W x H) mm MAX)
X-1569	1:1:1	1500	45.1	3.3	0.700	1.6	1.6	9.0 x 8.6 x 7.6

NOTES: 1. The maximum volt-sec rating limits the flux density to 2200 Gauss when used in a unipolar drive application. For bi-polar drive applications a maximum volt-sec of two time this rating is acceptable. (2*(volt*µsec ratio))
2. Leakage Inductance is measured at the primary terminals with all secondaries shorted.
3. Add suffix "T" to part number for Tape & Reel package.
4. To order a RoHS compliant part, add the suffix "NL" to the part number, i.e. X-1569 becomes **X-1569NL**.

Mechanical

X-1569

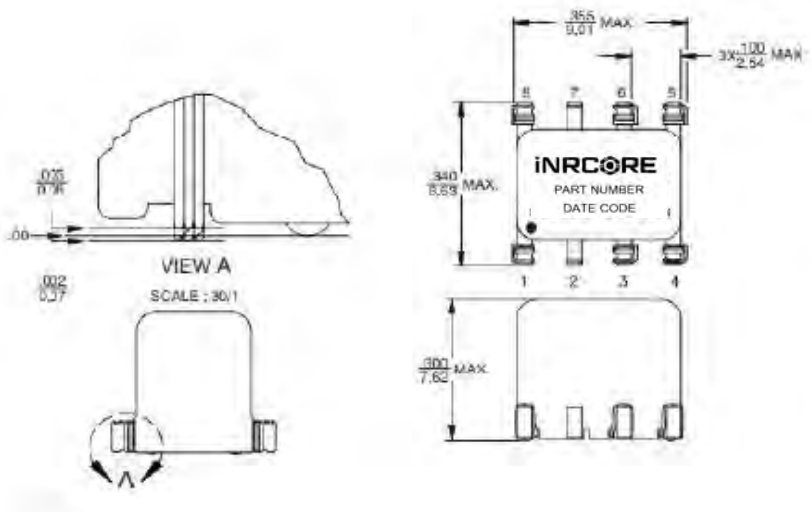

Electrical Schematic

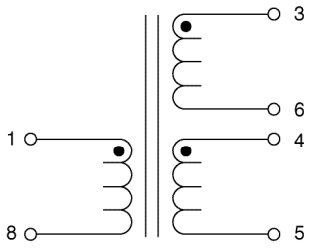

Part hardened for aerospace use.

Tin/Lead Recommended Reflow Profile (Based on J-STD-020D)

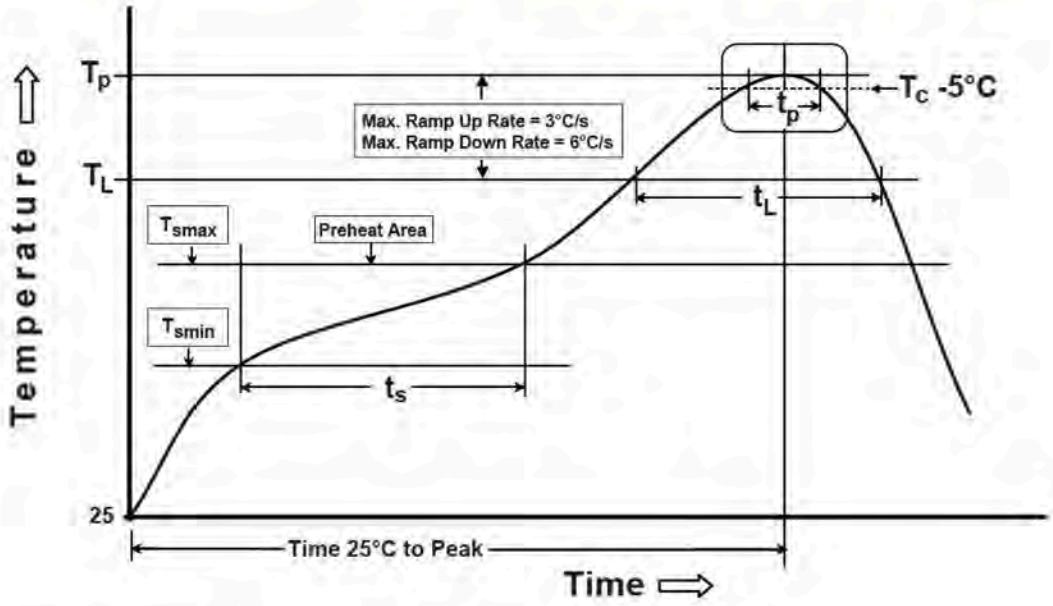

T_{SMIN} (°C)	T_{SMAX} (°C)	T_L (°C)	T_P (°C MAX)	t_S (s)	t_L (s)	t_P (s MAX)	Ramp-up rate (T_L to T_P)	Ramp-down rate (T_P to T_L)	Time 25°C to peak temperature (s MAX)
100	150	183	235	60-120	60-150	20	3°C/s MAX	6°C/s MAX	360

Notes:

1. All temperatures measured on the package leads.
2. Maximum times of reflow cycle: 2.

For More Information

iNRCORE,LLC
311 Sinclair Road Bristol,
PA 19007-6812 U.S.A
Tel: + 1.215.781.6400
Fax: +1.215.7816430

Global Sales Representatives and Locations:
http://www.inrcore.com

Performance warranty of products offered on this data sheet is limited to the parameters specified. Data is subject to change without notice. Other brand and product names mentioned herein may be trademarks or registered trademarks of their respective owners. © Copyright, 2020. iNRCORE, LLC. All rights reserved.