

M3 x 0.5 - 6g Thread
4.0mm Hexagonal Head

Electrical Details

Electrical Configuration	C Filter
Capacitance Measurement	@ 1000hr Point
Current Rating	10A
Insulation Resistance (IR)	10GΩ or 1000ΩF
Temperature Rating	-55ºC to +125ºC
Ferrite Inductance (Typical)	Not Applicable

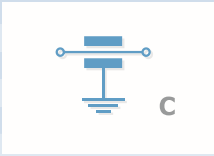

Mechanical Details

Head (A/F)	4.0mm *(0.157")*
Nut A/F	4.0mm *(0.187")*
Washer diameter	6.9mm *(0.272")*
Mounting Torque	0.25Nm *(2.21lbf in)* max. if using nut 0.15Nm *(1.32lbf in)* max. into tapped hole
Mounting Hole Diameter	3.15mm ±0.1 *(0.124" ±0.004")*
Max. Panel Thickness	3.2mm *(0.126")*
Weight (Typical)	0.5g *(0.017oz)*
Finish	Silver plate on copper undercoat

Product Code	Capacitance (±20%) UOS	Dielectric	Rated Voltage (Vdc)	DWV (Vdc)	Typical No-Load Insertion Loss (dB)					
					0.01MHz	0.1MHz	1MHz	10MHz	100MHz	1GHz
*SFAJC5000100ZC	10pF -20% / +80%	C0G/NP0	500#	750	-	-	-	-	-	4
SFAJC5000150ZC	15pF -20% / +80%				-	-	-	-	-	7
SFAJC5000220ZC	22pF -20% / +80%				-	-	-	-	-	10
SFAJC5000330ZC	33pF -20% / +80%				-	-	-	-	-	12
*SFAJC5000470ZC	47pF -20% / +80%				-	-	-	-	1	15
*SFAJC5000680MC	68pF				-	-	-	-	2	18
*SFAJC5000101MC	100pF				-	-	-	-	4	22
SFAJC5000151MC	150pF				-	-	-	-	7	25
*SFAJC5000221MC	220pF				-	-	-	-	10	29
*SFAJC5000331MC	330pF				-	-	-	-	13	33
*SFAJC5000471MX	470pF	†X7R			-	-	-	1	16	35
SFAJC5000681MX	680pF				-	-	-	2	19	36
*SFAJC5000102MX	1.0nF	X7R			-	-	-	4	23	41
SFAJC5000152MX	1.5nF				-	-	-	7	26	45
*SFAJC5000222MX	2.2nF				-	-	-	10	30	50
SFAJC5000332MX	3.3nF				-	-	-	13	33	52
*SFAJC5000472MX	4.7nF				-	-	1	16	36	55
*SFAJC5000682MX	6.8nF				-	-	2	19	39	57
*SFAJC5000103MX	10nF				-	-	4	22	41	60
*SFAJC5000153MX	15nF				-	-	7	25	44	62
*SFAJC5000223MX	22nF				-	-	10	29	46	65
SFAJC5000333MX	33nF				-	-	13	33	48	68
*SFAJC2000473MX	47nF		200	500	-	1	16	35	50	70
SFAJC2000683MX	68nF				-	2	19	39	54	>70
*SFAJC1000104MX	100nF		100	250	-	4	22	41	57	>70
*SFAJC0500154MX	150nF		50	125	-	7	25	45	60	>70

Also rated for operation at 115Vac 400Hz. Self heating will occur - evaluation in situ recommended. * Recommended values. † Also available in C0G/NP0.

Ordering Information - SFAJC range

SF	A	J	C	050	0154	M	X	0
Type	Case style	Thread	Electrical configuration	Voltage (dc)	Capacitance in picofarads (pF)	Tolerance	Dielectric	Hardware
Syfer Filter	4.0mm Hex Head	**M3**	**C** = C Filter	**050** = 50V **100** = 100V **200** = 200V **500** = 500V	First digit is 0. Second and third digits are significant figures of capacitance code. The fourth digit is number of zeros following Example: **0101** = 100pF **0332** = 3300pF	**M** = ±20% **Z** = -20+80%	**C** = C0G/NP0 **X** = X7R	**0** = Without **1** = With

Note: The addition of a 4-digit numerical suffix code can be used to denote changes to the standard part.
Options include for example: change of finish / alternative voltage rating / non-standard intermediate capacitance values / test requirements. Please refer specific requests to the factory.



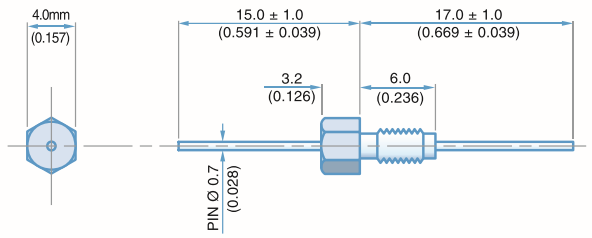

M3 x 0.5 - 6g Thread
4.0mm Hexagonal Head

Electrical Details

Electrical Configuration	L-C Filter
Capacitance Measurement	@ 1000hr Point
Current Rating	10A
Insulation Resistance (IR)	10GΩ or 1000ΩF
Temperature Rating	-55ºC to +125ºC
Ferrite Inductance (Typical)	50nH

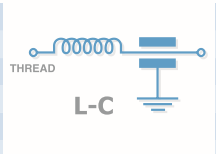

Mechanical Details

Head (A/F)	4.0mm *(0.157")*
Nut A/F	4.0mm *(0.157")*
Washer diameter	6.9mm *(0.272")*
Mounting Torque	0.25Nm *(2.21lbf in)* max. if using nut 0.15Nm *(1.32lbf in)* max. into tapped hole
Mounting Hole Diameter	3.15mm ±0.1 *(0.124" ±0.004")*
Max. Panel Thickness	3.2mm *(0.126")*
Weight (Typical)	0.5g *(0.017oz)*
Finish	Silver plate on copper undercoat

Product Code	Capacitance (±20%) UOS	Dielectric	Rated Voltage (Vdc)	DWV (Vdc)	Typical No-Load Insertion Loss (dB)					
					0.01MHz	0.1MHz	1MHz	10MHz	100MHz	1GHz
*SFAJL5000100ZC	10pF -20% / +80%	C0G/NP0	500#	750	-	-	-	-	-	6
SFAJL5000150ZC	15pF -20% / +80%				-	-	-	-	-	9
SFAJL5000220ZC	22pF -20% / +80%				-	-	-	-	-	12
SFAJL5000330ZC	33pF -20% / +80%				-	-	-	-	1	15
*SFAJL5000470ZC	47pF -20% / +80%				-	-	-	-	2	19
*SFAJL5000680MC	68pF				-	-	-	-	4	20
*SFAJL5000101MC	100pF				-	-	-	-	7	24
SFAJL5000151MC	150pF				-	-	-	-	10	27
*SFAJL5000221MC	220pF				-	-	-	-	12	30
*SFAJL5000331MC	330pF				-	-	-	1	16	34
*SFAJL5000471MX	470pF	†X7R			-	-	-	2	19	38
SFAJL5000681MX	680pF				-	-	-	3	22	41
*SFAJL5000102MX	1.0nF	X7R			-	-	-	6	25	44
SFAJL5000152MX	1.5nF				-	-	-	9	29	48
*SFAJL5000222MX	2.2nF				-	-	-	12	31	51
SFAJL5000332MX	3.3nF				-	-	-	15	35	54
*SFAJL5000472MX	4.7nF				-	-	1	18	39	57
SFAJL5000682MX	6.8nF				-	-	2	21	41	60
*SFAJL5000103MX	10nF				-	-	4	23	43	63
*SFAJL5000153MX	15nF				-	-	7	27	46	66
*SFAJL5000223MX	22nF				-	-	10	30	48	68
SFAJL5000333MX	33nF				-	-	13	34	50	70
*SFAJL2000473MX	47nF		200	500	-	1	17	37	51	>70
SFAJL2000683MX	68nF				-	2	20	40	55	>70
*SFAJL1000104MX	100nF		100	250	-	4	22	44	60	>70
*SFAJL0500154MX	150nF		50	125	-	7	25	47	62	>70

Also rated for operation at 115Vac 400Hz. Self heating will occur - evaluation in situ recommended. * Recommended values. † Also available in C0G/NP0.

Ordering Information - SFAJL range

SF	A	J	L	200	0683	M	X	1
Type	**Case style**	**Thread**	**Electrical configuration**	**Voltage (dc)**	**Capacitance in picofarads (pF)**	**Tolerance**	**Dielectric**	**Hardware**
Syfer Filter	4.0mm Hex Head	M3	**L** = L-C Filter	**050** = 50V **100** = 100V **200** = 200V **500** = 500V	First digit is 0. Second and third digits are significant figures of capacitance code. The fourth digit is number of zeros following Example: **0101** = 100pF **0332** = 3300pF	**M** = ±20% **Z** = -20+80%	**C** = C0G/NP0 **X** = X7R	**0** = Without **1** = With

Note: The addition of a 4-digit numerical suffix code can be used to denote changes to the standard part.
Options include for example: change of finish / alternative voltage rating / non-standard intermediate capacitance values / test requirements. Please refer specific requests to the factory.