

8-32 UNC Class 2A Thread
4.75mm Hexagonal Head

Electrical Details

Electrical Configuration	C Filter
Capacitance Measurement	@ 1000hr Point
Current Rating	10A
Insulation Resistance (IR)	10GΩ or 1000ΩF
Temperature Rating	-55ºC to +125ºC
Ferrite Inductance (Typical)	Not Applicable



Mechanical Details

Head (A/F)	4.75mm *(0.187")*
Nut A/F	6.35mm *(0.250")*
Washer diameter	8mm *(0.315")*
Mounting Torque	0.5Nm *(4.42lbf in)* max. if using nut 0.25Nm *(2.21lbf in)* max. into tapped hole
Mounting Hole Diameter	4.4mm ±0.1 *(0.173" ±0.004")*
Max. Panel Thickness	2.9mm *(0.114")*
Weight (Typical)	1.2g *(0.04oz)*
Finish	Silver plate on copper undercoat

Product Code	Capacitance (±20%) UOS	Dielectric	Rated Voltage (Vdc)	DWV (Vdc)	Typical No-Load Insertion Loss (dB)					
					0.01MHz	0.1MHz	1MHz	10MHz	100MHz	1GHz
*SFBCC5000100ZC	10pF -20% / +80%	C0G/NP0	500#	750	-	-	-	-	-	4
SFBCC5000150ZC	15pF -20% / +80%				-	-	-	-	-	7
SFBCC5000220ZC	22pF -20% / +80%				-	-	-	-	-	10
SFBCC5000330ZC	33pF -20% / +80%				-	-	-	-	-	12
*SFBCC5000470ZC	47pF -20% / +80%				-	-	-	-	1	15
*SFBCC5000680MC	68pF				-	-	-	-	2	18
*SFBCC5000101MC	100pF				-	-	-	-	4	22
SFBCC5000151MC	150pF				-	-	-	-	7	25
*SFBCC5000221MC	220pF				-	-	-	-	10	29
*SFBCC5000331MC	330pF				-	-	-	-	13	33
*SFBCC5000471MX	470pF	†X7R			-	-	-	1	16	35
SFBCC5000681MX	680pF				-	-	-	2	19	36
*SFBCC5000102MX	1.0nF	X7R			-	-	-	4	23	41
SFBCC5000152MX	1.5nF				-	-	-	7	26	45
*SFBCC5000222MX	2.2nF				-	-	-	10	30	50
SFBCC5000332MX	3.3nF				-	-	-	13	33	52
*SFBCC5000472MX	4.7nF				-	-	1	16	36	55
SFBCC5000682MX	6.8nF				-	-	2	19	39	57
*SFBCC5000103MX	10nF				-	-	4	22	41	60
*SFBCC5000153MX	15nF				-	-	7	25	44	62
*SFBCC5000223MX	22nF				-	-	10	29	46	65
SFBCC5000333MX	33nF				-	-	13	33	48	68
*SFBCC2000473MX	47nF		200	500	-	1	16	35	50	70
SFBCC2000683MX	68nF				-	2	19	39	54	>70
*SFBCC1000104MX	100nF		100	250	-	4	22	41	57	>70
*SFBCC0500154MX	150nF		50	125	-	7	25	45	60	>70

Also rated for operation at 115Vac 400Hz. Self heating will occur - evaluation in situ recommended. * Recommended values. † Also available in C0G/NP0.

Ordering Information - SFBCC range

SF	B	C	C	500	0102	M	X	0
Type	Case style	Thread	Electrical configuration	Voltage (dc)	Capacitance in picofarads (pF)	Tolerance	Dielectric	Hardware
Syfer Filter	4.75mm Hex Head	8-32 UNC	**C** = C Filter	**050** = 50V **100** = 100V **200** = 200V **500** = 500V	First digit is 0. Second and third digits are significant figures of capacitance code. The fourth digit is number of zeros following Example: **0101** = 100pF **0332** = 3300pF	**M** = ±20% **Z** = -20+80%	**C** = C0G/NP0 **X** = X7R	**0** = Without **1** = With

Note: The addition of a 4-digit numerical suffix code can be used to denote changes to the standard part.
Options include for example: change of finish / alternative voltage rating / non-standard intermediate capacitance values / test requirements. Please refer specific requests to the factory.



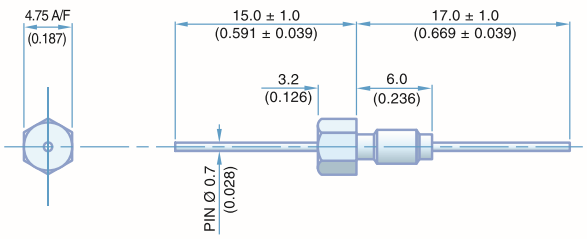

8-32 UNC Class 2A Thread
4.75mm Hexagonal Head

Electrical Details

Electrical Configuration	L-C Filter
Capacitance Measurement	@ 1000hr Point
Current Rating	10A
Insulation Resistance (IR)	10GΩ or 1000ΩF
Temperature Rating	-55ºC to +125ºC
Ferrite Inductance (Typical)	50nH

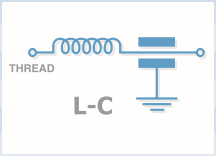

Mechanical Details

Head (A/F)	4.75mm *(0.187")*
Nut A/F	6.35mm *(0.250")*
Washer diameter	8mm *(0.315")*
Mounting Torque	0.5Nm *(4.42lbf in)* max. if using nut 0.25Nm *(2.21lbf in)* max. into tapped hole
Mounting Hole Diameter	4.4mm ±0.1 *(0.173" ±0.004")*
Max. Panel Thickness	2.9mm *(0.114")*
Weight (Typical)	1.2g *(0.04oz)*
Finish	Silver plate on copper undercoat

Product Code	Capacitance (±20%) UOS	Dielectric	Rated Voltage (Vdc)	DWV (Vdc)	Typical No-Load Insertion Loss (dB)					
					0.01MHz	0.1MHz	1MHz	10MHz	100MHz	1GHz
*SFBCL5000100ZC	10pF -20% / +80%	C0G/NP0	500#	750	-	-	-	-	-	6
SFBCL5000150ZC	15pF -20% / +80%				-	-	-	-	-	9
SFBCL5000220ZC	22pF -20% / +80%				-	-	-	-	-	12
SFBCL5000330ZC	33pF -20% / +80%				-	-	-	-	1	15
*SFBCL5000470ZC	47pF -20% / +80%				-	-	-	-	2	19
*SFBCL5000680MC	68pF				-	-	-	-	4	20
*SFBCL5000101MC	100pF				-	-	-	-	7	24
SFBCL5000151MC	150pF				-	-	-	-	10	27
*SFBCL5000221MC	220pF				-	-	-	-	12	30
*SFBCL5000331MC	330pF				-	-	-	1	16	34
*SFBCL5000471MX	470pF	†X7R			-	-	-	2	19	38
SFBCL5000681MX	680pF				-	-	-	3	22	41
*SFBCL5000102MX	1.0nF	X7R			-	-	-	6	25	44
SFBCL5000152MX	1.5nF				-	-	-	9	29	48
*SFBCL5000222MX	2.2nF				-	-	-	12	31	51
SFBCL5000332MX	3.3nF				-	-	-	15	35	54
*SFBCL5000472MX	4.7nF				-	-	1	18	39	57
SFBCL5000682MX	6.8nF				-	-	2	21	41	60
*SFBCL5000103MX	10nF				-	-	4	23	43	63
*SFBCL5000153MX	15nF				-	-	7	27	46	66
*SFBCL5000223MX	22nF				-	-	10	30	48	68
SFBCL5000333MX	33nF				-	-	13	34	50	70
*SFBCL2000473MX	47nF		200	500	-	1	17	37	51	>70
SFBCL2000683MX	68nF				-	2	20	40	55	>70
*SFBCL1000104MX	100nF		100	250	-	4	22	44	60	>70
*SFBCL0500154MX	150nF		50	125	-	7	25	47	62	>70

Also rated for operation at 115Vac 400Hz. Self heating will occur - evaluation in situ recommended. * Recommended values. † Also available in C0G/NP0.

Ordering Information - SFBCL range

SF	B	C	L	500	0102	M	X	0
Type	Case style	Thread	Electrical configuration	Voltage (dc)	Capacitance in picofarads (pF)	Tolerance	Dielectric	Hardware
Syfer Filter	4.75mm Hex Head	8-32 UNC	**L** = L-C Filter	**050** = 50V **100** = 100V **200** = 200V **500** = 500V	First digit is 0. Second and third digits are significant figures of capacitance code. The fourth digit is number of zeros following Example: **0101** = 100pF **0332** = 3300pF	**M** = ±20% **Z** = -20+80%	**C** = C0G/NP0 **X** = X7R	**0** = Without **1** = With

Note: The addition of a 4-digit numerical suffix code can be used to denote changes to the standard part.
Options include for example: change of finish / alternative voltage rating / non-standard intermediate capacitance values / test requirements. Please refer specific requests to the factory.

SFBCP



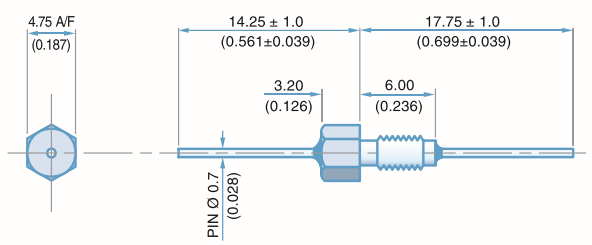

8-32 UNC Class 2A Thread
4.75mm Hexagonal Head

Electrical Details

Electrical Configuration	Pi Filter
Capacitance Measurement	@ 1000hr Point
Current Rating	10A
Insulation Resistance (IR)	10GΩ or 1000ΩF
Temperature Rating	-55ºC to +125ºC
Ferrite Inductance (Typical)	75nH



Mechanical Details

Head (A/F)	4.75mm *(0.187")*
Nut A/F	6.35mm *(0.250")*
Washer diameter	9.40mm *(0.370")*
Mounting Torque	0.5Nm *(4.42lbf in)* max. if using nut 0.25Nm *(2.21lbf in)* max. into tapped hole
Mounting Hole Diameter	4.4mm ±0.1 *(0.173" ±0.004")*
Max. Panel Thickness	2.9mm *(0.114")*
Weight (Typical)	1.2g *(0.04oz)*
Finish	Silver plate on copper undercoat

Product Code	Capacitance -20/+80%	Dielectric	Rated Voltage (Vdc)	DWV (Vdc)	Typical No-Load Insertion Loss (dB)					
					0.01MHz	0.1MHz	1MHz	10MHz	100MHz	1GHz
*SFBCP5000200ZC	20pF	C0G/NP0	500#	750	-	-	-	-	1	11
SFBCP5000440ZC	44pF				-	-	-	-	3	19
SFBCP5000940ZC	94pF				-	-	-	-	6	25
*SFBCP5000201ZC	200pF				-	-	-	-	11	33
SFBCP5000441ZC	440pF				-	-	-	2	18	45
SFBCP5000941ZX	940pF	X7R			-	-	-	5	25	60
*SFBCP5000202ZX	2nF				-	-	-	10	40	70
SFBCP5000442ZX	4.4nF				-	-	1	17	47	>70
*SFBCP5000942ZX	9.4nF				-	-	4	24	60	>70
*SFBCP2000203ZX	20nF		200	500	-	-	9	28	70	>70
*SFBCP1000443ZX	44nF		100	250	-	0	14	42	>70	>70
*SFBCP0500943ZX	94nF		50	125	-	2	18	57	>70	>70

Also rated for operation at 115Vac 400Hz. Self heating will occur - evaluation in situ recommended. * Recommended values. † Also available in C0G/NP0.

Ordering Information - SFBCP range

SF	B	C	P	050	0943	Z	X	0
Type	**Case style**	**Thread**	**Electrical configuration**	**Voltage (dc)**	**Capacitance in picofarads (pF)**	**Tolerance**	**Dielectric**	**Hardware**
Syfer Filter	4.75mm Hex Head	8-32 UNC	**P** = Pi Filter	**050** = 50V **100** = 100V **200** = 200V **500** = 500V	First digit is 0. Second and third digits are significant figures of capacitance code. The fourth digit is number of zeros following Example: **0201** = 200pF **0943** = 94000pF	**Z** = -20+80%	**C** = C0G/NP0 **X** = X7R	**0** = Without **1** = With

Note: The addition of a 4-digit numerical suffix code can be used to denote changes to the standard part.
Options include for example: change of finish / alternative voltage rating / non-standard intermediate capacitance values / test requirements. Please refer specific requests to the factory.