


**12-32 UNEF Class 2A Thread**
**4.75mm Hexagonal Head/6.35mm flange**

## Electrical Details

| | |
|---|---|
| Electrical Configuration | C Filter |
| Capacitance Measurement | @ 1000hr Point |
| Current Rating | 10A |
| Insulation Resistance (IR) | 10GΩ or 1000ΩF |
| Temperature Rating | -55ºC to +125ºC |
| Ferrite Inductance (Typical) | Not Applicable |

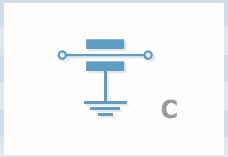


## Mechanical Details

| | |
|---|---|
| Body Flange Diameter | 6.35mm *(0.250")* |
| Head (A/F) | 4.75mm *(0.187")* |
| Nut A/F | 7.92mm *(0.312")* |
| Washer diameter | 9.40mm *(0.370")* |
| Mounting Torque | 0.6Nm *(5.31lbf in)* max. if using nut<br>0.3Nm *(2.65lbf in)* max. into tapped hole |
| Mounting Hole Diameter | 5.7mm ±0.1 *(0.224" ±0.004")* |
| Max. Panel Thickness | 4.9mm *(0.193")* |
| Weight (Typical) | 1.5g *(0.05oz)* |
| Finish | Silver plate on copper undercoat |

| Product Code | Capacitance (±20%) UOS | Dielectric | Rated Voltage (Vdc) | DWV (Vdc) | Typical No-Load Insertion Loss (dB) | | | | | |
|---|---|---|---|---|---|---|---|---|---|---|
| | | | | | 0.01MHz | 0.1MHz | 1MHz | 10MHz | 100MHz | 1GHz |
| *SFBDC5000100ZC | 10pF -20% / +80% | C0G/NP0 | 500# | 750 | - | - | - | - | - | 4 |
| SFBDC5000150ZC | 15pF -20% / +80% | | | | - | - | - | - | - | 7 |
| SFBDC5000220ZC | 22pF -20% / +80% | | | | - | - | - | - | - | 10 |
| SFBDC5000330ZC | 33pF -20% / +80% | | | | - | - | - | - | - | 12 |
| *SFBDC5000470ZC | 47pF -20% / +80% | | | | - | - | - | - | 1 | 15 |
| *SFBDC5000680MC | 68pF | | | | - | - | - | - | 2 | 18 |
| *SFBDC5000101MC | 100pF | | | | - | - | - | - | 4 | 22 |
| SFBDC5000151MC | 150pF | | | | - | - | - | - | 7 | 25 |
| *SFBDC5000221MC | 220pF | | | | - | - | - | - | 10 | 29 |
| *SFBDC5000331MC | 330pF | | | | - | - | - | - | 13 | 33 |
| *SFBDC5000471MX | 470pF | †X7R | | | - | - | - | 1 | 16 | 35 |
| SFBDC5000681MX | 680pF | | | | - | - | - | 2 | 19 | 36 |
| *SFBDC5000102MX | 1.0nF | X7R | | | - | - | - | 4 | 23 | 41 |
| SFBDC5000152MX | 1.5nF | | | | - | - | - | 7 | 26 | 45 |
| *SFBDC5000222MX | 2.2nF | | | | - | - | - | 10 | 30 | 50 |
| SFBDC5000332MX | 3.3nF | | | | - | - | - | 13 | 33 | 52 |
| *SFBDC5000472MX | 4.7nF | | | | - | - | 1 | 16 | 36 | 55 |
| SFBDC5000682MX | 6.8nF | | | | - | - | 2 | 19 | 39 | 57 |
| *SFBDC5000103MX | 10nF | | | | - | - | 4 | 22 | 41 | 60 |
| *SFBDC5000153MX | 15nF | | | | - | - | 7 | 25 | 44 | 62 |
| *SFBDC5000223MX | 22nF | | | | - | - | 10 | 29 | 46 | 65 |
| SFBDC5000333MX | 33nF | | | | - | - | 13 | 33 | 48 | 68 |
| *SFBDC2000473MX | 47nF | | 200 | 500 | - | 1 | 16 | 35 | 50 | 70 |
| SFBDC2000683MX | 68nF | | | | - | 2 | 19 | 39 | 54 | >70 |
| *SFBDC1000104MX | 100nF | | 100 | 250 | - | 4 | 22 | 41 | 57 | >70 |
| *SFBDC0500154MX | 150nF | | 50 | 125 | - | 7 | 25 | 45 | 60 | >70 |

# Also rated for operation at 115Vac 400Hz. Self heating will occur - evaluation in situ recommended. * Recommended values. † Also available in C0G/NP0.

## Ordering Information - SFBDC range

| SF | B | D | C | 500 | 0101 | M | C | 0 |
|---|---|---|---|---|---|---|---|---|
| Type | Case style | Thread | Electrical configuration | Voltage (dc) | Capacitance in picofarads (pF) | Tolerance | Dielectric | Hardware |
| Syfer Filter | 4.75mm Hex Head | 12-32 UNEF | **C** = C Filter | **050** = 50V<br>**100** = 100V<br>**200** = 200V<br>**500** = 500V | First digit is 0. Second and third digits are significant figures of capacitance code. The fourth digit is number of zeros following<br>Example: **0101** = 100pF<br>**0332** = 3300pF | **M** = ±20%<br>**Z** = -20+80% | **C** = C0G/NP0<br>**X** = X7R | **0** = Without<br>**1** = With |

Note: The addition of a 4-digit numerical suffix code can be used to denote changes to the standard part.
Options include for example: change of finish / alternative voltage rating / non-standard intermediate capacitance values / test requirements. Please refer specific requests to the factory.

# SFBDL





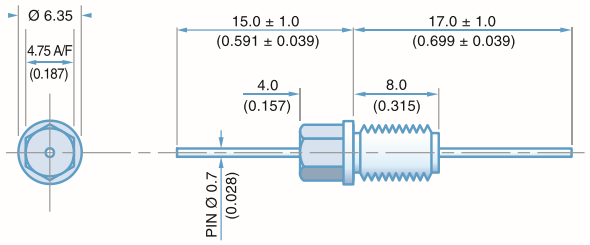


**12-32 UNEF Class 2A Thread**
**4.75mm Hexagonal Head/6.35mm flange**

## Electrical Details

| | |
|---|---|
| Electrical Configuration | L-C Filter |
| Capacitance Measurement | @ 1000hr Point |
| Current Rating | 10A |
| Insulation Resistance (IR) | 10GΩ or 1000ΩF |
| Temperature Rating | -55ºC to +125ºC |
| Ferrite Inductance (Typical) | 500nH |

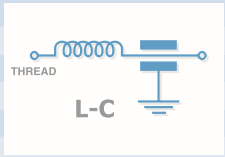


## Mechanical Details

| | |
|---|---|
| Body Flange Diameter | 6.35mm *(0.250")* |
| Head (A/F) | 4.75mm *(0.187")* |
| Nut A/F | 7.92mm *(0.312")* |
| Washer diameter | 9.40mm *(0.370")* |
| Mounting Torque | 0.6Nm *(5.31lbf in)* max. if using nut<br>0.3Nm *(2.65lbf in)* max. into tapped hole |
| Mounting Hole Diameter | 5.7mm ±0.1 *(0.224" ±0.004")* |
| Max. Panel Thickness | 4.9mm *(0.193")* |
| Weight (Typical) | 1.5g *(0.05oz)* |
| Finish | Silver plate on copper undercoat |

| Product Code | Capacitance (±20%) UOS | Dielectric | Rated Voltage (Vdc) | DWV (Vdc) | Typical No-Load Insertion Loss (dB) | | | | | |
|---|---|---|---|---|---|---|---|---|---|---|
| | | | | | 0.01MHz | 0.1MHz | 1MHz | 10MHz | 100MHz | 1GHz |
| *SFBDL5000100ZC | 10pF -20% / +80% | C0G/NP0 | 500# | 750 | - | - | - | - | - | 6 |
| SFBDL5000150ZC | 15pF -20% / +80% | | | | - | - | - | - | - | 9 |
| SFBDL5000220ZC | 22pF -20% / +80% | | | | - | - | - | - | - | 12 |
| SFBDL5000330ZC | 33pF -20% / +80% | | | | - | - | - | - | 1 | 15 |
| *SFBDL5000470ZC | 47pF -20% / +80% | | | | - | - | - | - | 2 | 19 |
| *SFBDL5000680MC | 68pF | | | | - | - | - | - | 4 | 20 |
| *SFBDL5000101MC | 100pF | | | | - | - | - | - | 7 | 24 |
| SFBDL5000151MC | 150pF | | | | - | - | - | - | 10 | 27 |
| *SFBDL5000221MC | 220pF | | | | - | - | - | - | 12 | 30 |
| *SFBDL5000331MC | 330pF | | | | - | - | - | 1 | 16 | 34 |
| *SFBDL5000471MX | 470pF | †X7R | | | - | - | - | 2 | 19 | 38 |
| SFBDL5000681MX | 680pF | | | | - | - | - | 3 | 22 | 41 |
| *SFBDL5000102MX | 1.0nF | X7R | | | - | - | - | 6 | 25 | 44 |
| SFBDL5000152MX | 1.5nF | | | | - | - | - | 9 | 29 | 48 |
| *SFBDL5000222MX | 2.2nF | | | | - | - | - | 12 | 31 | 51 |
| SFBDL5000332MX | 3.3nF | | | | - | - | - | 15 | 35 | 54 |
| *SFBDL5000472MX | 4.7nF | | | | - | - | 1 | 18 | 39 | 57 |
| SFBDL5000682MX | 6.8nF | | | | - | - | 2 | 21 | 41 | 60 |
| *SFBDL5000103MX | 10nF | | | | - | - | 4 | 23 | 43 | 63 |
| *SFBDL5000153MX | 15nF | | | | - | - | 7 | 27 | 46 | 66 |
| *SFBDL5000223MX | 22nF | | | | - | - | 10 | 30 | 48 | 68 |
| SFBDL5000333MX | 33nF | | | | - | - | 13 | 34 | 50 | 70 |
| *SFBDL2000473MX | 47nF | | 200 | 500 | - | 1 | 17 | 37 | 51 | >70 |
| SFBDL2000683MX | 68nF | | | | - | 2 | 20 | 40 | 55 | >70 |
| *SFBDL1000104MX | 100nF | | 100 | 250 | - | 4 | 22 | 44 | 60 | >70 |
| *SFBDL0500154MX | 150nF | | 50 | 125 | - | 7 | 25 | 47 | 62 | >70 |

# Also rated for operation at 115Vac 400Hz. Self heating will occur - evaluation in situ recommended. * Recommended values. † Also available in C0G/NP0.

## Ordering Information - SFBDL range

| SF | B | D | L | 500 | 0102 | M | X | 0 |
|---|---|---|---|---|---|---|---|---|
| Type | Case style | Thread | Electrical configuration | Voltage (dc) | Capacitance in picofarads (pF) | Tolerance | Dielectric | Hardware |
| Syfer Filter | 4.75mm Hex Head | 12-32 UNEF | **L** = L-C Filter | **050** = 50V<br>**100** = 100V<br>**200** = 200V<br>**500** = 500V | First digit is 0. Second and third digits are significant figures of capacitance code. The fourth digit is number of zeros following<br>Example: **0101** = 100pF<br>**0332** = 3300pF | **M** = ±20%<br>**Z** = -20+80% | **C** = C0G/NP0<br>**X** = X7R | **0** = Without<br>**1** = With |

Note: The addition of a 4-digit numerical suffix code can be used to denote changes to the standard part.
Options include for example: change of finish / alternative voltage rating / non-standard intermediate capacitance values / test requirements. Please refer specific requests to the factory.



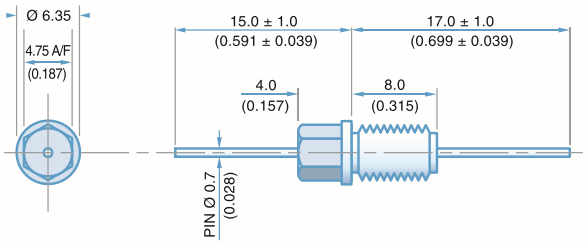


**12-32 UNEF Class 2A Thread**
**4.75mm Hexagonal Head/6.35mm flange**

## Electrical Details

| | |
|---|---|
| Electrical Configuration | Pi Filter |
| Capacitance Measurement | @ 1000hr Point |
| Current Rating | 10A |
| Insulation Resistance (IR) | 10GΩ or 1000ΩF |
| Temperature Rating | -55ºC to +125ºC |
| Ferrite Inductance (Typical) | 250nH |

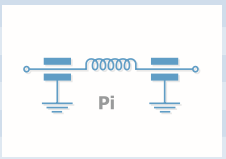


## Mechanical Details

| | |
|---|---|
| Body Flange Diameter | 6.35mm *(0.250")* |
| Head (A/F) | 4.75mm *(0.187")* |
| Nut A/F | 7.92mm *(0.312")* |
| Washer diameter | 9.40mm *(0.370")* |
| Mounting Torque | 0.6Nm *(5.31lbf in)* max. if using nut<br>0.3Nm *(2.65lbf in)* max. into tapped hole |
| Mounting Hole Diameter | 5.7mm ±0.1 *(0.224" ±0.004")* |
| Max. Panel Thickness | 4.9mm *(0.193")* |
| Weight (Typical) | 1.5g *(0.05oz)* |
| Finish | Silver plate on copper undercoat |

| Product Code | Capacitance (±20%) UOS | Dielectric | Rated Voltage (Vdc) | DWV (Vdc) | Typical No-Load Insertion Loss (dB) | | | | | |
|---|---|---|---|---|---|---|---|---|---|---|
| | | | | | 0.01MHz | 0.1MHz | 1MHz | 10MHz | 100MHz | 1GHz |
| *SFBDP5000200ZC | 20pF -20% / +80% | C0G/NP0 | 500# | 750 | - | - | - | - | 1 | 11 |
| SFBDP5000300ZC | 30pF -20% / +80% | | | | - | - | - | - | 2 | 15 |
| SFBDP5000440ZC | 44pF -20% / +80% | | | | - | - | - | - | 3 | 19 |
| SFBDP5000660ZC | 66pF -20% / +80% | | | | - | - | - | - | 4 | 23 |
| *SFBDP5000940ZC | 94pF -20% / +80% | | | | - | - | - | - | 6 | 29 |
| *SFBDP500136PMC | 136pF | | | | - | - | - | - | 8 | 35 |
| *SFBDP5000201MC | 200pF | | | | - | - | - | - | 11 | 41 |
| SFBDP5000301MC | 300pF | | | | - | - | - | 1 | 15 | 50 |
| *SFBDP5000441MC | 440pF | | | | - | - | - | 2 | 20 | 57 |
| *SFBDP5000661MC | 660pF | | | | - | - | - | 3 | 25 | 65 |
| *SFBDP5000941MX | 940pF | X7R | | | - | - | - | 5 | 31 | 68 |
| SFBDP5001N36MX | 1.36nF | | | | - | - | - | 7 | 37 | >70 |
| *SFBDP5000202MX | 2nF | | | | - | - | - | 10 | 44 | >70 |
| SFBDP5000302MX | 3nF | | | | - | - | - | 13 | 51 | >70 |
| *SFBDP5000442MX | 4.4nF | | | | - | - | 1 | 17 | 59 | >70 |
| SFBDP5000662MX | 6.6nF | | | | - | - | 2 | 21 | 64 | >70 |
| *SFBDP5000942MX | 9.4nF | | | | - | - | 4 | 27 | 68 | >70 |
| SFBDP50013N6MX | 13.6nF | | | | - | - | 6 | 34 | >70 | >70 |
| *SFBDP5000203MX | 20nF | | | | - | - | 9 | 40 | >70 | >70 |
| *SFBDP5000303MX | 30nF | | | | - | - | 13 | 48 | >70 | >70 |
| *SFBDP5000443MX | 44nF | | | | - | 1 | 14 | 54 | >70 | >70 |
| SFBDP5000663MX | 66nF | | | | - | 2 | 17 | 63 | >70 | >70 |
| *SFBDP2000943MX | 94nF | | 200 | 500 | - | 4 | 18 | 68 | >70 | >70 |
| SFBDP200136NMX | 136nF | | | | - | 8 | 25 | >70 | >70 | >70 |
| *SFBDP1000204MX | 200nF | | 100 | 250 | - | 10 | 27 | >70 | >70 | >70 |
| *SFBDP0500304MX | 300nF | | 50 | 125 | - | 13 | 30 | >70 | >70 | >70 |

# Also rated for operation at 115Vac 400Hz. Self heating will occur - evaluation in situ recommended. * Recommended values. † Also available in C0G/NP0.

## Ordering Information - SFBDP range

| SF | B | D | P | 200 | 0943 | M | X | 0 |
|---|---|---|---|---|---|---|---|---|
| **Type** | **Case style** | **Thread** | **Electrical configuration** | **Voltage (dc)** | **Capacitance in picofarads (pF)** | **Tolerance** | **Dielectric** | **Hardware** |
| Syfer Filter | 4.75mm Hex Head | 12-32 UNEF | **P** = Pi Filter | **050** = 50V<br>**100** = 100V<br>**200** = 200V<br>**500** = 500V | First digit is 0. Second and third digits are significant figures of capacitance code.<br>The fourth digit is number of zeros following<br>Example: **0201** = 200pF<br>**0943** = 94000pF | **M** = ±20%<br>**Z** = -20+80% | **C** = C0G/NP0<br>**X** = X7R | **0** = Without<br>**1** = With |

Note: The addition of a 4-digit numerical suffix code can be used to denote changes to the standard part.
Options include for example: change of finish / alternative voltage rating / non-standard intermediate capacitance values / test requirements. Please refer specific requests to the factory.



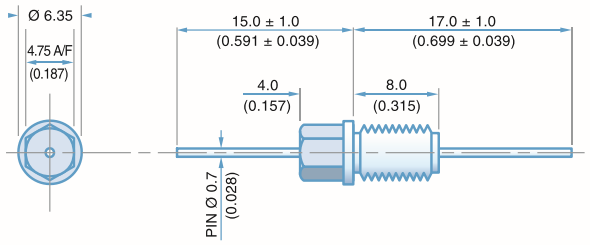


**12-32 UNEF Class 2A Thread**
**4.75mm Hexagonal Head/6.35mm flange**

## Electrical Details

| | |
|---|---|
| Electrical Configuration | T Filter |
| Capacitance Measurement | @ 1000hr Point |
| Current Rating | 10A |
| Insulation Resistance (IR) | 10GΩ or 1000ΩF |
| Temperature Rating | -55ºC to +125ºC |
| Ferrite Inductance (Typical) | 450nH |

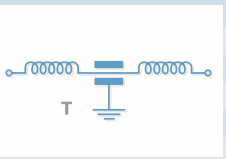


## Mechanical Details

| | |
|---|---|
| Body Flange Diameter | 6.35mm *(0.250")* |
| Head (A/F) | 4.75mm *(0.187")* |
| Nut A/F | 7.92mm *(0.312")* |
| Washer diameter | 9.40mm *(0.370")* |
| Mounting Torque | 0.6Nm *(5.31lbf in)* max. if using nut<br>0.3Nm *(2.65lbf in)* max. into tapped hole |
| Mounting Hole Diameter | 5.7mm ±0.1 *(0.224" ±0.004")* |
| Max. Panel Thickness | 4.9mm *(0.193")* |
| Weight (Typical) | 1.5g *(0.05oz)* |
| Finish | Silver plate on copper undercoat |

| Product Code | Capacitance (±20%) UOS | Dielectric | Rated Voltage (Vdc) | DWV (Vdc) | Typical No-Load Insertion Loss (dB) | | | | | |
|---|---|---|---|---|---|---|---|---|---|---|
| | | | | | 0.01MHz | 0.1MHz | 1MHz | 10MHz | 100MHz | 1GHz |
| *SFBDT5000100ZC | 10pF -20% / +80% | C0G/NP0 | 500# | 750 | - | - | - | - | - | 9 |
| SFBDT5000150ZC | 15pF -20% / +80% | | | | - | - | - | - | - | 11 |
| SFBDT5000220ZC | 22pF -20% / +80% | | | | - | - | - | - | 1 | 14 |
| SFBDT5000330ZC | 33pF -20% / +80% | | | | - | - | - | - | 2 | 18 |
| *SFBDT5000470ZC | 47pF -20% / +80% | | | | - | - | - | - | 4 | 20 |
| *SFBDT5000680MC | 68pF | | | | - | - | - | - | 6 | 23 |
| *SFBDT5000101MC | 100pF | | | | - | - | - | - | 9 | 27 |
| SFBDT5000151MC | 150pF | | | | - | - | - | - | 12 | 30 |
| *SFBDT5000221MC | 220pF | | | | - | - | - | - | 15 | 33 |
| *SFBDT5000331MC | 330pF | | | | - | - | - | 1 | 19 | 36 |
| *SFBDT5000471MX | 470pF | †X7R | | | - | - | - | 2 | 21 | 40 |
| SFBDT5000681MX | 680pF | | | | - | - | - | 4 | 24 | 43 |
| *SFBDT5000102MX | 1.0nF | X7R | | | - | - | - | 7 | 28 | 47 |
| SFBDT5000152MX | 1.5nF | | | | - | - | - | 10 | 30 | 50 |
| *SFBDT5000222MX | 2.2nF | | | | - | - | - | 13 | 34 | 53 |
| SFBDT5000332MX | 3.3nF | | | | - | - | - | 17 | 38 | 57 |
| *SFBDT5000472MX | 4.7nF | | | | - | - | - | 19 | 40 | 59 |
| SFBDT5000682MX | 6.8nF | | | | - | - | 1 | 23 | 43 | 63 |
| *SFBDT5000103MX | 10nF | | | | - | - | 4 | 26 | 45 | 66 |
| *SFBDT5000153MX | 15nF | | | | - | - | 7 | 29 | 47 | 68 |
| *SFBDT5000223MX | 22nF | | | | - | - | 10 | 33 | 49 | 70 |
| SFBDT5000333MX | 33nF | | | | - | - | 14 | 36 | 50 | >70 |
| *SFBDT2000473MX | 47nF | | 200 | 500 | - | 1 | 17 | 39 | 52 | >70 |
| SFBDT2000683MX | 68nF | | | | - | 2 | 20 | 42 | 57 | >70 |
| *SFBDT1000104MX | 100nF | | 100 | 250 | - | 4 | 22 | 46 | 62 | >70 |
| *SFBDT0500154MX | 150nF | | 50 | 125 | - | 7 | 25 | 49 | 68 | >70 |

# Also rated for operation at 115Vac 400Hz. Self heating will occur - evaluation in situ recommended. * Recommended values. † Also available in C0G/NP0.

## Ordering Information - SFBDT range

| SF | B | D | T | 500 | 0102 | M | X | 0 |
|---|---|---|---|---|---|---|---|---|
| **Type** | **Case style** | **Thread** | **Electrical configuration** | **Voltage (dc)** | **Capacitance in picofarads (pF)** | **Tolerance** | **Dielectric** | **Hardware** |
| Syfer Filter | 4.75mm Hex Head | 12-32 UNEF | **T** = T Filter | **050** = 50V<br>**100** = 100V<br>**200** = 200V<br>**500** = 500V | First digit is 0. Second and third digits are significant figures of capacitance code.<br>The fourth digit is number of zeros following<br>Example: **0101** = 100pF<br>**0332** = 3300pF | **M** = ±20%<br>**Z** = -20+80% | **C** = C0G/NP0<br>**X** = X7R | **0** = Without<br>**1** = With |

Note: The addition of a 4-digit numerical suffix code can be used to denote changes to the standard part.
Options include for example: change of finish / alternative voltage rating / non-standard intermediate capacitance values / test requirements. Please refer specific requests to the factory.