

M6 x 0.75 - 6g Thread
9.8mm Round Head

Electrical Details

Electrical Configuration	C Filter
Capacitance Measurement	@ 1000hr Point
Current Rating	15A
Insulation Resistance (IR)	10GΩ or 1000ΩF
Temperature Rating	-55ºC to +125ºC
Ferrite Inductance (Typical)	Not Applicable

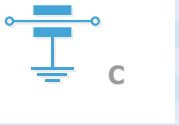

Mechanical Details

Head Diameter	9.8mm *(0.386")*
Nut A/F	8.0mm *(0.315")*
Washer Diameter	11.35mm *(0.447")*
Mounting Torque	0.9Nm *(7.97lbf in)* max.
Mounting Hole Diameter	 6.2mm *(0.244")* O.D. 5.3mm *(0.208")* A/F
Max. Panel Thickness	2.9mm *(0.114")*
Weight (Typical)	3.0g *(0.11oz)*
Finish	Silver plate on copper undercoat

Product Code	Capacitance (±20%)	Dielectric	Rated Voltage (Vdc)	DWV (Vdc)	Typical No-Load Insertion Loss (dB)					
					0.01MHz	0.1MHz	1MHz	10MHz	100MHz	1GHz
SFJNC3K00101MC	100pF	C0G/NP0	3kV#	3.6kV					4	22
SFJNC3K00151MC	150pF								7	25
SFJNC3K00221MC	220pF								10	29
SFJNC2K00331MC	330pF		2kV#	2.4kV					13	33
SFJNC2K00471MC	470pF							1	16	35
SFJNC2K00681MC	680pF							2	19	39
SFJNC2K00102MC	1.0nF							4	23	41
SFJNC2K00152MX	1.5nF	X7R						7	26	45
SFJNC2K00222MX	2.2nF							10	30	50
*SFJNC2K00332MX	3.3nF							13	33	52
SFJNC2K00472MX	4.7nF						1	16	36	55
*SFJNC2K00682MX	6.8nF						2	19	39	57
*SFJNC2K00103MX	10nF						4	22	41	60
SFJNC1K00153MX	15nF		1kV#	1.2kV			7	25	44	62
SFJNC1K00223MX	22nF						10	29	46	65
*SFJNC1K00333MX	33nF						13	33	48	68
SFJNC1K00473MX	47nF					1	16	35	50	70
*SFJNC1K00683MX	68nF					2	19	39	54	>70
SFJNC5000104MX	100nF		500#	750		4	22	41	57	>70
*SFJNC5000154MX	150nF					7	25	45	60	>70
SFJNC5000224MX	220nF					10	29	49	62	>70
*SFJNC5000334MX	330nF					13	33	52	66	>70
SFJNC5000474MX	470nF		500		1	16	35	55	68	>70
SFJNC3000684MX	680nF		300	600	2	19	38	58	70	>70
*SFJNC2000105MX	1.0µF		200	500	4	22	41	61	>70	>70
*SFJNC1000155MX	1.5µF		100	250	7	25	45	64	>70	>70
* SFJNC1000225MX	2.2µF		100		10	29	48	66	>70	>70
SFJNC0500335MX	3.3µF		50	125	14	34	52	70	>70	>70

Also rated for operation at 115Vac 400Hz. Self-heating will occur - evaluation in situ recommended. * Recommended values.

Ordering Information - SFJNC range

SF	J	N	C	050	0335	M	X	1
Type	**Case style**	**Thread**	**Electrical configuration**	**Voltage (dc)**	**Capacitance in picofarads (pF)**	**Tolerance**	**Dielectric**	**Nuts & Washers**
Syfer Filter	9.8mm dia.	M6	**C** = C Filter	**050** = 50V **100** = 100V **200** = 200V **300** = 300V **500** = 500V **1K0** = 1kV **2K0** = 2kV **3K0** = 3kV	First digit is 0. Second and third digits are significant figures of capacitance code. The fourth digit is number of zeros following Example: **0101** = 100pF **0332** = 3300pF	**M** = ±20%	**C** = C0G/NP0 **X** = X7R	**0** = Without **1** = With

Note: The addition of a 4-digit numerical suffix code can be used to denote changes to the standard part.
Options include for example: change of pin length / custom body dimensions or threads / alternative voltage rating / non-standard intermediate capacitance values / test requirements.
Please refer specific requests to the factory.



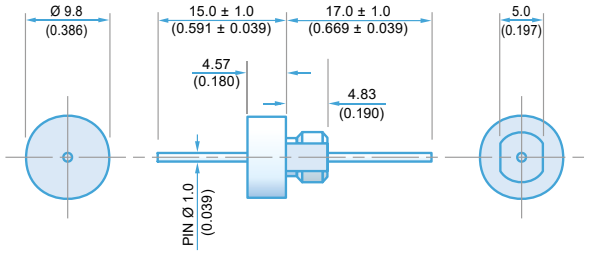

M6 x 0.75 - 6g Thread
9.8mm Round Head

Electrical Details

Electrical Configuration	L-C Filter
Capacitance Measurement	@ 1000hr Point
Current Rating	15A
Insulation Resistance (IR)	10GΩ or 1000ΩF
Temperature Rating	-55ºC to +125ºC
Ferrite Inductance (Typical)	500nH

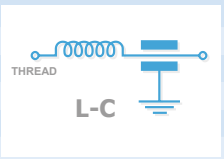

Mechanical Details

Head Diameter	9.8mm *(0.386")*
Nut A/F	8.0mm *(0.315")*
Washer Diameter	11.35mm *(0.447")*
Mounting Torque	0.9Nm *(7.97lbf in)* max.
Mounting Hole Diameter	 6.2mm *(0.244")* O.D. 5.3mm *(0.208")* A/F
Max. Panel Thickness	2.9mm *(0.114")*
Weight (Typical)	3.0g *(0.11oz)*
Finish	Silver plate on copper undercoat

Product Code	Capacitance (±20%)	Dielectric	Rated Voltage (Vdc)	DWV (Vdc)	Typical No-Load Insertion Loss (dB)					
					0.01MHz	0.1MHz	1MHz	10MHz	100MHz	1GHz
SFJNL3K00101MC	100pF	C0G/NP0	3kV#	3.6kV					7	24
SFJNL3K00151MC	150pF								10	27
SFJNL3K00221MC	220pF								12	30
SFJNL2K00331MC	330pF		2kV#	2.4kV				1	16	34
SFJNL2K00471MC	470pF							2	19	38
SFJNL2K00681MC	680pF							3	22	41
SFJNL2K00102MC	1.0nF							6	25	44
SFJNL2K00152MX	1.5nF	X7R						9	29	48
SFJNL2K00222MX	2.2nF							12	31	51
*SFJNL2K00332MX	3.3nF							15	35	54
SFJNL2K00472MX	4.7nF						1	18	39	57
*SFJNL2K00682MX	6.8nF						2	21	41	60
*SFJNL2K00103MX	10nF						4	23	43	63
SFJNL1K00153MX	15nF		1kV#	1.2kV			7	27	46	66
SFJNL1K00223MX	22nF						10	30	48	68
*SFJNL1K00333MX	33nF						13	34	50	70
SFJNL1K00473MX	47nF					1	17	37	51	>70
*SFJNL1K00683MX	68nF					2	20	40	55	>70
SFJNL5000104MX	100nF		500#	750		4	22	44	60	>70
*SFJNL5000154MX	150nF					7	25	47	62	>70
SFJNL5000224MX	220nF					10	29	49	66	>70
*SFJNL5000334MX	330nF					13	33	53	68	>70
SFJNL5000474MX	470nF		500		1	16	35	56	70	>70
SFJNL3000684MX	680nF		300	600	2	19	38	58	>70	>70
*SFJNL2000105MX	1.0µF		200	500	4	22	41	61	>70	>70
*SFJNL1000155MX	1.5µF		100	250	7	25	45	64	>70	>70
*SFJNL1000225MX	2.2µF		100		10	29	48	66	>70	>70
SFJNL0500335MX	3.3µF		50	125	14	34	52	70	>70	>70

Also rated for operation at 115Vac 400Hz. Self-heating will occur - evaluation in situ recommended. * Recommended values.

Ordering Information - SFJNL range

SF	J	N	L	050	0335	M	X	1
Type	**Case style**	**Thread**	**Electrical configuration**	**Voltage (dc)**	**Capacitance in picofarads (pF)**	**Tolerance**	**Dielectric**	**Nuts & Washers**
Syfer Filter	9.8mm dia.	M6	**L** = L-C Filter	**050** = 50V **100** = 100V **200** = 200V **300** = 300V **500** = 500V **1K0** = 1kV **2K0** = 2kV **3K0** = 3kV	First digit is 0. Second and third digits are significant figures of capacitance code. The fourth digit is number of zeros following Example: **0101** = 100pF **0332** = 3300pF	**M** = ±20%	**C** = C0G/NP0 **X** = X7R	**0** = Without **1** = With

Note: The addition of a 4-digit numerical suffix code can be used to denote changes to the standard part.
Options include for example: change of pin length / custom body dimensions or threads / alternative voltage rating / non-standard intermediate capacitance values / test requirements.
Please refer specific requests to the factory.