

6-32 UNC Class 2A Thread
4.4mm Round Head

Electrical Details

Electrical Configuration	C Filter
Capacitance Measurement	@ 1000hr Point
Current Rating	10A
Insulation Resistance (IR)	10GΩ or 1000ΩF
Temperature Rating	-55ºC to +125ºC
Ferrite Inductance (Typical)	Not Applicable

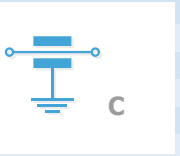

Mechanical Details

Head Diameter	4.4mm *(0.173")*
Nut A/F	N/a. For use in tapped hole
Washer Diameter	N/a
Mounting Torque	0.15Nm *(1.32lbf in)* max.
Mounting Hole	6-32 UNC Class 2B
Max. Panel Thickness	N/a
Weight (Typical)	0.8g *(0.03oz)*
Finish	Silver plate on copper undercoat

Product Code	Capacitance (±20%) UOS	Dielectric	Rated Voltage (Vdc)	DWV (Vdc)	Typical No-Load Insertion Loss (dB)					
					0.01MHz	0.1MHz	1MHz	10MHz	100MHz	1GHz
*SFKBC5000100ZC	10pF -20% / +80%	C0G/NP0	500#	750						4
SFKBC5000150ZC	15pF -20% / +80%		500#							7
SFKBC5000220ZC	22pF -20% / +80%		500#							10
SFKBC5000330ZC	33pF -20% / +80%		500#							12
*SFKBC5000470ZC	47pF -20% / +80%		500#						1	15
*SFKBC5000680MC	68pF		500#						2	18
*SFKBC5000101MC	100pF		500#						4	22
SFKBC5000151MC	150pF		500#						7	25
*SFKBC5000221MC	220pF		500#						10	29
*SFKBC5000331MC	330pF		500#						13	33
*SFKBC5000471MX	470pF	†X7R	500#					1	16	35
SFKBC5000681MX	680pF		500#					2	19	36
*SFKBC5000102MX	1.0nF	X7R	500#					4	23	41
SFKBC5000152MX	1.5nF		500#					7	26	45
*SFKBC5000222MX	2.2nF		500#					10	30	50
SFKBC5000332MX	3.3nF		500#					13	33	52
*SFKBC5000472MX	4.7nF		500#				1	16	36	55
SFKBC5000682MX	6.8nF		500#				2	19	39	57
*SFKBC5000103MX	10nF		500#				4	22	41	60
*SFKBC5000153MX	15nF		500#				7	25	44	62
*SFKBC5000223MX	22nF		500#				10	29	46	65
SFKBC5000333MX	33nF		500#				13	33	48	68
*SFKBC2000473MX	47nF		200	500		1	16	35	50	70
SFKBC2000683MX	68.0nF		200			2	19	39	54	>70
*SFKBC1000104MX	100nF		100	250		4	22	41	57	>70
*SFKBC0500154MX	150nF		50	125		7	25	45	60	>70

Also rated for operation at 115Vac 400Hz. Self-heating will occur – evaluation in situ recommended. * Recommended values. † Also available in C0G/NP0.

Ordering Information - SFKBC range

SF	K	B	C	500	0101	M	C	0
Type	Case style	Thread	Electrical configuration	Voltage (dc)	Capacitance in picofarads (pF)	Tolerance	Dielectric	Nuts & Washers
Syfer Filter	4.4mm O.D.	6-32 UNC	**C** = C Filter	**050** = 50V **100** = 100V **200** = 200V **500** = 500V	First digit is 0. Second and third digits are significant figures of capacitance code. The fourth digit is number of zeros following Example: **0101** = 100pF **0332** = 3300pF	**M** = ±20% **Z** = -20+80%	**C** = C0G/NP0 **X** = X7R	**0** = Without

Note: Installation tool available on request
Note: The addition of a 4-digit numerical suffix code can be used to denote changes to the standard part.
Options include for example: change of finish / alternative voltage rating / non-standard intermediate capacitance values / test requirements. Please refer specific requests to the factory.



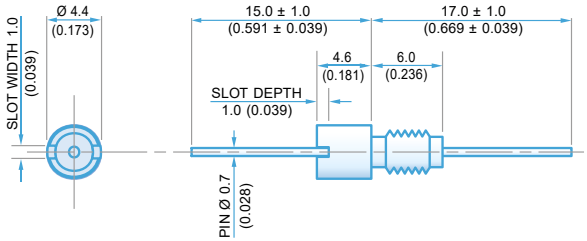

6-32 UNC Class 2A Thread
4.4mm Round Head

Electrical Details

Electrical Configuration	L-C Filter
Capacitance Measurement	@ 1000hr Point
Current Rating	10A
Insulation Resistance (IR)	10GΩ or 1000ΩF
Temperature Rating	-55ºC to +125ºC
Ferrite Inductance (Typical)	50nH

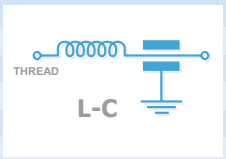

Mechanical Details

Head Diameter	4.4mm *(0.173")*
Nut A/F	N/a. For use in tapped hole
Washer Diameter	N/a
Mounting Torque	0.15Nm *(1.32lbf in)* max.
Mounting Hole	6-32 UNC Class 2B
Max. Panel Thickness	N/a
Weight (Typical)	0.8g *(0.03oz)*
Finish	Silver plate on copper undercoat

Product Code	Capacitance (±20%) UOS	Dielectric	Rated Voltage (Vdc)	DWV (Vdc)	Typical No-Load Insertion Loss (dB)					
					0.01MHz	0.1MHz	1MHz	10MHz	100MHz	1GHz
* SFKBL5000100ZC	10pF -20% / +80%	C0G/NP0	500#	750						6
SFKBL5000150ZC	15pF -20% / +80%		500#							9
SFKBL5000220ZC	22pF -20% / +80%		500#							12
SFKBL5000330ZC	33pF -20% / +80%		500#						1	15
* SFKBL5000470ZC	47pF -20% / +80%		500#						2	19
* SFKBL5000680MC	68pF		500#						4	20
* SFKBL5000101MC	100pF		500#						7	24
SFKBL5000151MC	150pF		500#						10	27
* SFKBL5000221MC	220pF		500#						12	30
* SFKBL5000331MC	330pF		500#					1	16	34
* SFKBL5000471MX	470pF	†X7R	500#					2	19	38
SFKBL5000681MX	680pF		500#					3	22	41
* SFKBL5000102MX	1.0nF	X7R	500#					6	25	44
SFKBL5000152MX	1.5nF		500#					9	29	48
* SFKBL5000222MX	2.2nF		500#					12	31	51
SFKBL5000332MX	3.3nF		500#					15	35	54
* SFKBL5000472MX	4.7nF		500#				1	18	39	57
SFKBL5000682MX	6.8nF		500#				2	21	41	60
* SFKBL5000103MX	10nF		500#				4	23	43	63
* SFKBL5000153MX	15nF		500#				7	27	46	66
* SFKBL5000223MX	22nF		500#				10	30	48	68
SFKBL5000333MX	33nF		500#				13	34	50	70
* SFKBL2000473MX	47nF		200	500		1	17	37	51	>70
SFKBL2000683MX	68nF		200			2	20	40	55	>70
*SFKBL1000104MX	100nF		100	250		4	22	44	60	>70
*SFKBL0500154MX	150nF		50	125		7	25	47	62	>70

Also rated for operation at 115Vac 400Hz. Self heating will occur – evaluation in situ recommended. * Recommended values. † Also available in C0G/NP0.

Ordering Information - SFKBL range

SF	K	B	L	500	0101	M	C	0
Type	Case style	Thread	Electrical configuration	Voltage (dc)	Capacitance in picofarads (pF)	Tolerance	Dielectric	Nuts & Washers
Syfer Filter	4.4mm O.D.	6-32 UNC	**L** = L-C Filter	**050** = 50V **100** = 100V **200** = 200V **500** = 500V	First digit is 0. Second and third digits are significant figures of capacitance code. The fourth digit is number of zeros following Example: **0101** = 100pF **0332** = 3300pF	**M** = ±20% **Z** = -20+80%	**C** = C0G/NP0 **X** = X7R	**0** = Without

Note: Installation tool available on request
Note: The addition of a 4-digit numerical suffix code can be used to denote changes to the standard part.
Options include for example: change of finish / alternative voltage rating / non-standard intermediate capacitance values / test requirements. Please refer specific requests to the factory.