Laird™
Smart Technology. Delivered.™

Soft FR SMD Grounding Contacts
Metallized Film-over-Foam



SMD METALLIZED FILM-OVER-FOAM GROUNDING CONTACT

Laird's SMD (Surface Mount Device) Grounding Contact is a foam cored contact with a metalized polyimide film outer covering. It is used for circuit grounding of SMT (Surface Mount Technology) devices. These contacts are designed to be solder reflow compatible, and are suitable for automatic processing.

FEATURES RoHS

- Sn/Cu Plated PI Film outer layer
- Polymeric Foam Core
- Soft SMD contacts are RoHS compliant
- Halogen-free per IEC-61249-2-21 standard
- Reflow tunnel compatible to 260° C
- Patent Pending
- UL94 V0 Flammability Rating (Pending)

MARKETS ecoGREEN™

- Cabinet applications
- LCD and Plasma TV
- Medical equipment
- Servers
- Printers
- Automotive
- Laptop computers and tablets
- Networking equipment
- Desktop computers
- Telecommunications cabinets

Item	Unit	Value	Test Method
Z-Axis Resistance			Laird Internal
Before Reflow	Ω	<0.06	
After Reflow	Ω	<0.10	
Flammability		Pending	UL 94 V0*
Solder Adhesion Strength (Contact to PCB)	kgf	>0.8	Laird Internal
Hardness (Shore A)	durometer	<20	ASTM D 2240
Compression Set	%	<20	ASTM D3574 Test D
Recommended Compression	%	15 to 30	
Operation Temperature	°C	-40° to 85°	
Restricted Substances		RoHS Compliant Halogen Free	

* UL file number E170327, UL designation code V0 050 (Pending)

Force/Displacement/Graph of 5mm x 5mm x 5mm Soft FR SMD

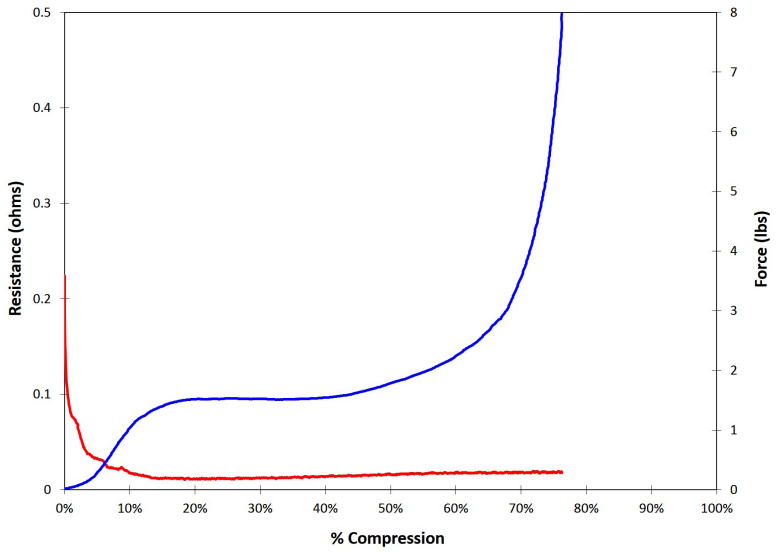

Americas: +1.800.323.3757
LHP.Sales@lairdtech.com

Europe: +46.8.555.722.00
LHP.Sales@lairdtech.com

Asia: +86.10.5933.3682
LHP-ChinaSales@lairdtech.com

www.lairdtech.com

Soft FR SMD Grounding Contacts
Metallized Film-over-Foam

PRODUCT COMPOSITION

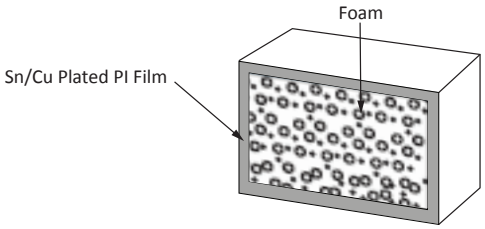

PRODUCT APPLICATION

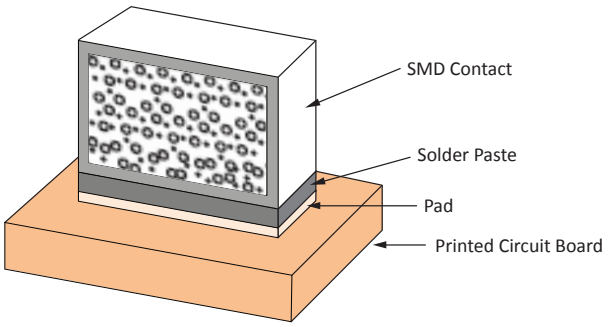

EX: 57SLA050050050PI00	**57** (Bulk pkg)	**SLA** Rectangle	**XXX** (mm Width) Ex. 050 = 5.0mm	**XXX** (mm Height) Ex. 050 = 5.0mm	**XXX** (mm Length) Ex. 050 = 5.0mm	**PI** Coating **PI**	**00** REV
EX: 67SLA050050050PI00	**67** (Tape & Reel)	**SLA** Rectangle	**XXX** (mm Width) Ex. 050 = 5.0mm	**XXX** (mm Height) Ex. 050 = 5.0mm	**XXX** (mm Length) Ex. 050 = 5.0mm	**PI** Coating **PI**	**00** REV

PART NUMBER STRUCTURE

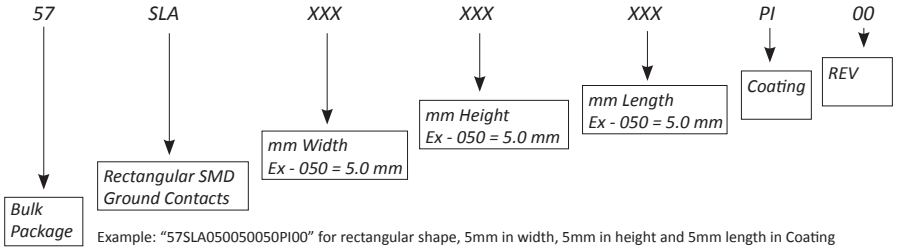

Example: "57SLA050050050PI00" for rectangular shape, 5mm in width, 5mm in height and 5mm length in Coating

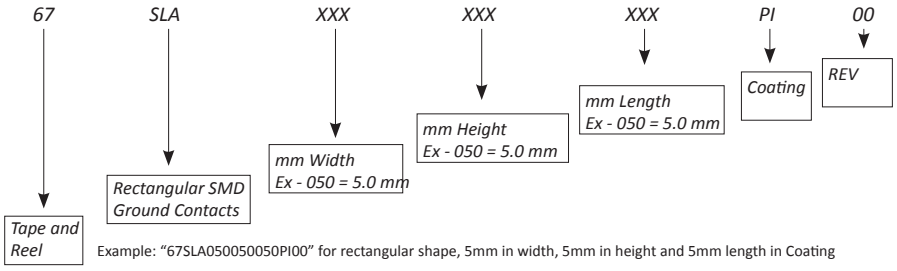

Example: "67SLA050050050PI00" for rectangular shape, 5mm in width, 5mm in height and 5mm length in Coating

TYPICAL REFLOW CONDITIONS

	Temperature Profile	Condition	
		Temperature	Time
A	Preheating Stage	Room Temp. -170°C	125 sec.
B	Heating / Soaking Stage	170-217°C	100 sec.
C	Reflow Stage	217-Peak Temp.(~260°C Max)	50 sec.
D	Cooling Stage	Peak Temp. - Room Temp.	>60 sec.

Product is available in tape and reel packaging

Values presented have been determined by standard test methods and are typical values not to be used for specification purposes.

Any information furnished by Laird and its agents is believed to be accurate and reliable. All specifications are subject to change without notice. Responsibility for the use and application of Laird materials rests with the end user, since Laird and its agents cannot be aware of all potential uses. Laird makes no warranties as to the fitness, merchantability or suitability of any Laird materials or products for any specific or general uses. Laird, Laird Technologies, Inc or any of its affiliates or agents shall not be liable for incidental or consequential damages of any kind. All Laird products are sold pursuant to the Laird Technologies' Terms and Conditions of sale in effect from time to time, a copy of which will be furnished upon request. © Copyright 2014 Laird Technologies, Inc. All Rights Reserved. Laird, Laird Technologies, the Laird Logo, and other marks are trademarks or registered trademarks of Laird Technologies, Inc. or an affiliate company thereof. Other product or service names may be the property of third parties. Nothing herein provides a license under any Laird or any third party intellectual property rights.