Features

- Smaller POD size
- Halogen Free. “Green” Device (Note 1)
- Moisture Sensitivity Level 1
- Epoxy Meets UL 94 V-0 Flammability Rating
- Lead Free Finish/RoHS Compliant ("P" Suffix Designates RoHS Compliant. See Ordering Information)

Dual NPN Small Signal Transistors

Maximum Ratings @ 25°C Unless Otherwise Specified

Parameter	Symbol	Rating	Unit
Collector-Base Voltage	V_{CBO}	60	V
Collector-Emitter Voltage	V_{CEO}	40	V
Emitter-Base Voltage	V_{EBO}	6	V
Collector Current	I_C	200	mA
Power Dissipation	P_D	200	mW

Thermal characteristics

Parameter	Symbol	Rating	Unit
Junction Temperature Range	T_J	-55~+150	°C
Storage Temperature Range	T_{STG}	-55~+150	°C
Thermal Resistance from Junction to Ambient	$Rth_{(j-a)}$	625	°C/W

Note: 1. Halogen free "Green” products are defined as those which contain <900ppm bromine, <900ppm chlorine (<1500ppm total Br + Cl) and <1000ppm antimony compounds.

SOT-363S

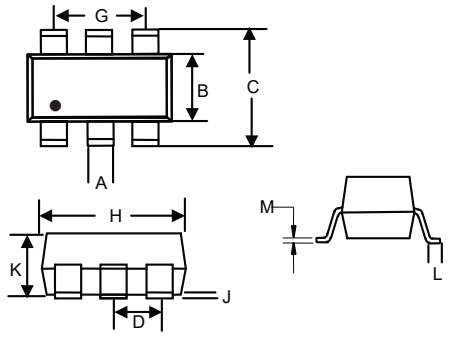

DIMENSIONS					
DIM	INCHES		MM		NOTE
	MIN	MAX	MIN	MAX	
A	0.006	0.014	0.15	0.35	
B	0.045	0.053	1.15	1.35	
C	0.079	0.087	2.00	2.20	
D	0.026		0.65		TYP.
G	0.047	0.055	1.20	1.40	
H	0.071	0.087	1.80	2.20	
J	-----	0.004	-----	0.10	
K	0.031	0.043	0.80	1.10	
L	0.008	0.016	0.20	0.40	
M	0.003	0.006	0.08	0.15	

Suggested Solder Pad Layout

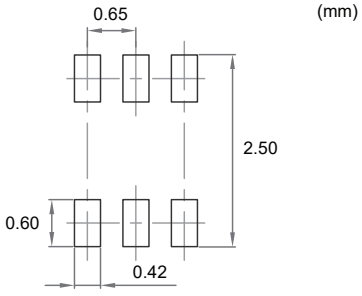

Internal Structure

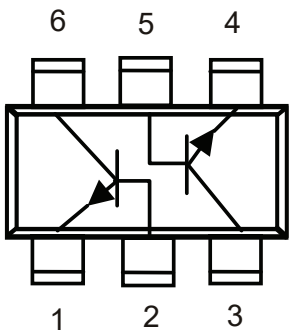

Marking Code

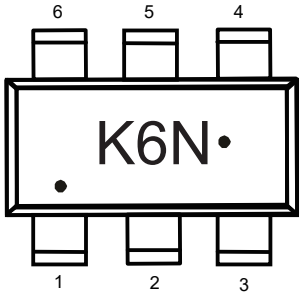

Electrical Characteristics @ 25°C Unless Otherwise Specified

Parameter	Symbol	Min	Typ	Max	Units	Conditions
Collector-Base Breakdown Voltage	$V_{(BR)CBO}$	60			V	I_C=10μA, I_E=0
Collector-Emitter Breakdown Voltage*	$V_{(BR)CEO}$	40			V	I_C=1mA, I_B=0
Emitter-Base Breakdown Voltage	$V_{(BR)EBO}$	6			V	I_E=10μA, I_C=0
Collector-Base Cutoff Current	I_{CBO}			50	nA	V_{CB}=30V, I_E=0
Collector-Emitter Cutoff Current	I_{CEO}			50	nA	V_{CE}=30V,I_B=0
Emitter-Base Cutoff Current	I_{EBO}			50	nA	V_{EB}=5V,I_C=0
DC Current Gain	$h_{FE(1)}$	40				V_{CE}=1V, I_C=0.1mA
	$h_{FE(2)}$	70				V_{CE}=1V, I_C=1mA
	$h_{FE(3)}$	100		300		V_{CE}=1V, I_C=10mA
	$h_{FE(4)}$	60				V_{CE}=1V, I_C=50mA
	$h_{FE(5)}$	30				V_{CE}=1V, I_C=100mA
Collector-Emitter Saturation Voltage	$V_{CE(sat)}$			0.2	V	I_C=10mA, I_B=1mA
				0.3	V	I_C=50mA, I_B=5mA
Base-Emitter Saturation Voltage	$V_{BE(sat)}$	0.65		0.85	V	I_C=10mA, I_B=1mA
				0.95	V	I_C=50mA, I_B=5mA
Transition Frequency	f_T	250			MHz	V_{CE}=20V, I_C=10mA, f=100MHz
Delay Time	t_d			35	ns	V_{CC}=3V, V_{BE}=0.5V
Rise Time	t_r			35	ns	I_C=10mA , I_{B1}=1mA
Storage Time	t_s			200	ns	V_{CC}=3V, I_C=10mA
Fall Time	t_f			50	ns	I_{B1}=-I_{B2}=1mA

Curve Characteristics

Fig. 1 - Static Characteristics

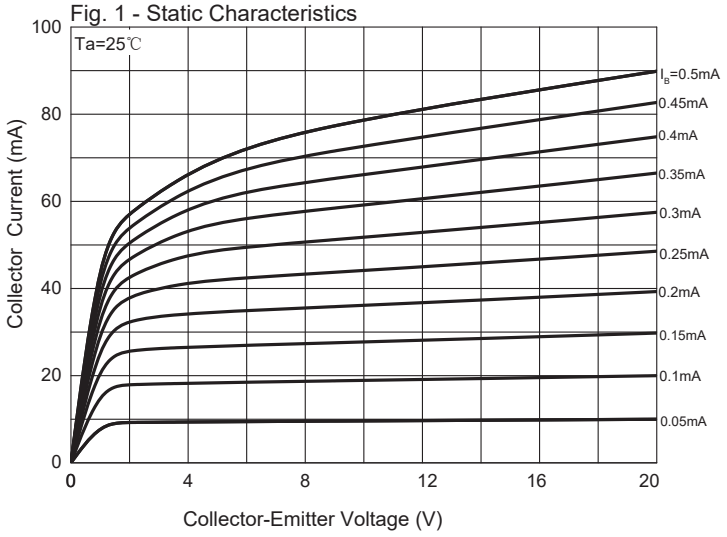

Fig. 2 - DC Current Gain Characteristics

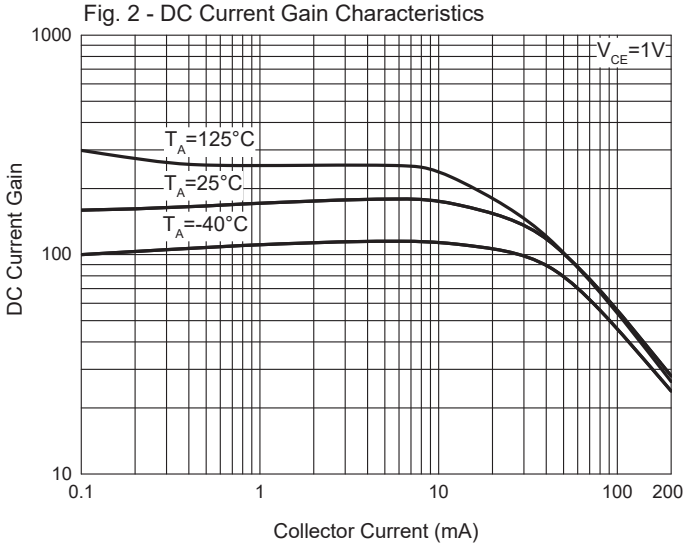

Fig. 3 - Collector-Emitter Saturation Voltage Characteristics

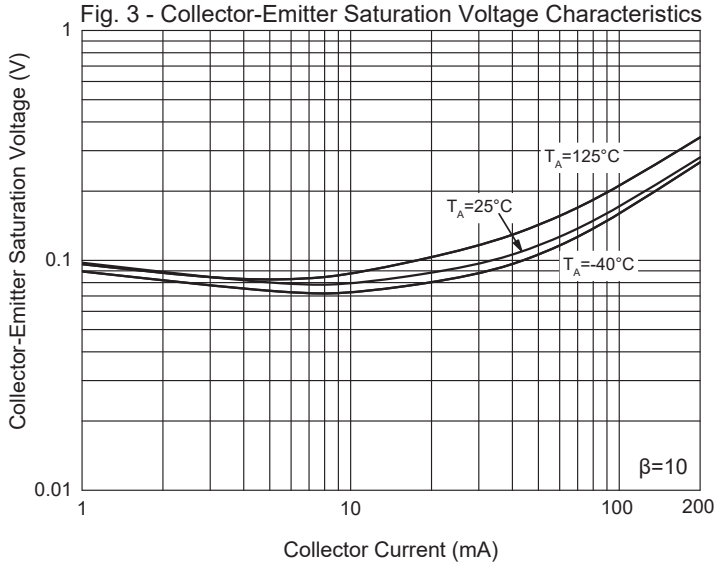

Fig. 4 - Base-Emitter Saturation Voltage Characteristics

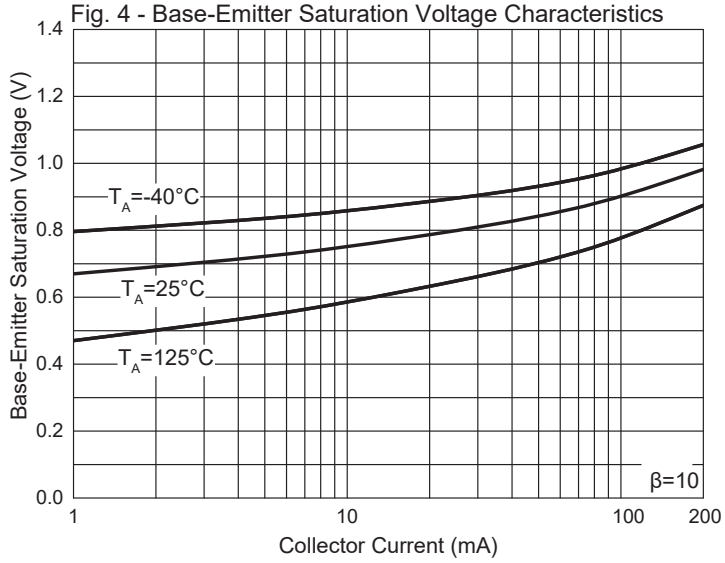

Fig. 5 - Base-Emitter Voltage Characteristics

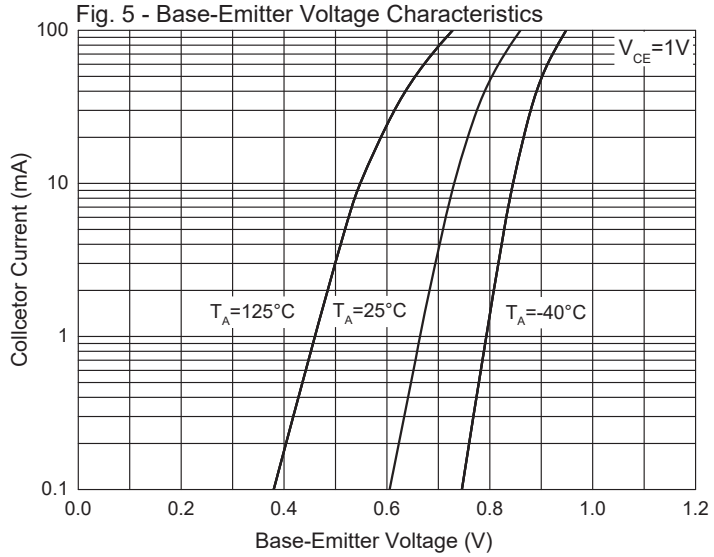

Fig. 6 - Collector Power Derating Curve

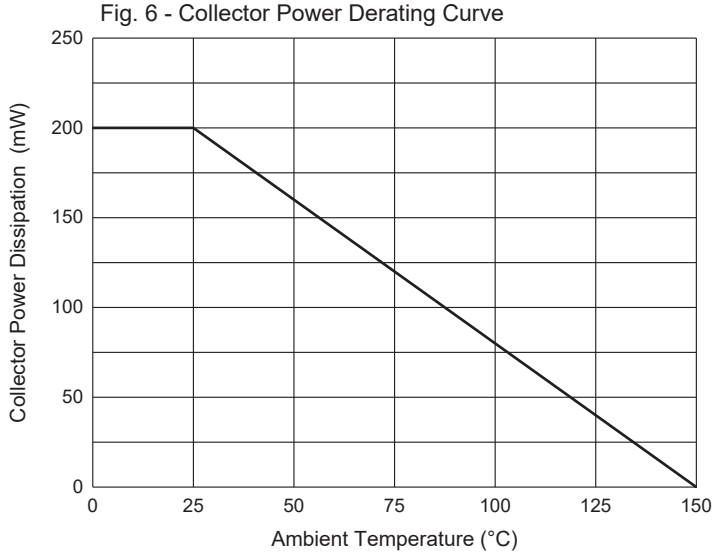

Ordering Information

Device	Packing
Part Number-TP	Tape&Reel: 3Kpcs/Reel
Part Number-TPQ2	Tape&Reel: 3Kpcs/Reel

For packaging details,go to our website at https://www.mccsemi.com/pdf/ProductPackaging/SOT-363S%20Package.pdf

*****IMPORTANT NOTICE*****

Micro Commercial Components Corp. reserves the right to make changes without further notice to any product herein to make corrections, modifications , enhancements , improvements , or other changes . ***Micro Commercial Components Corp*** . does not assume any liability arising out of the application or use of any product described herein; neither does it convey any license under its patent rights ,nor the rights of others . The user of products in such applications shall assume all risks of such use and will agree to hold ***Micro Commercial Components Corp*** . and all the companies whose products are represented on our website, harmless against all damages. ***Micro Commercial Components Corp***. products are sold subject to the general terms and conditions of commercial sale, as published at **https://www.mccsemi.com/Home/TermsAndConditions.**

*****LIFE SUPPORT*****

MCC's products are not authorized for use as critical components in life support devices or systems without the express written approval of Micro Commercial Components Corporation.

*****CUSTOMER AWARENESS*****

Counterfeiting of semiconductor parts is a growing problem in the industry. Micro Commercial Components (MCC) is taking strong measures to protect ourselves and our customers from the proliferation of counterfeit parts. MCC strongly encourages customers to purchase MCC parts either directly from MCC or from Authorized MCC Distributors who are listed by country on our web page cited below. Products customers buy either from MCC directly or from Authorized MCC Distributors are genuine parts, have full traceability, meet MCC's quality standards for handling and storage. **MCC will not provide any warranty coverage or other assistance for parts bought from Unauthorized Sources**. MCC is committed to combat this global problem and encourage our customers to do their part in stopping this practice by buying direct or from authorized distributors.