Features

- Zero Reverse Recovery Current
- Positive Temperature Coefficient
- High-Speed Switching
- Moisture Sensitivity Level 1
- Epoxy Meets UL 94 V-0 Flammability Rating
- Halogen Free. “Green” Device (Note 1)
- Lead Free Finish/RoHS Compliant(Note 2) ("P" Suffix designates RoHS Compliant. See ordering information)

Benefits

- Temperature-Independent Performance
- Low Switching Loss
- Low Heat Dissipation Requirements

Applications

- Switching Power Supply
- Power Factor Correction
- Motor Drive, Traction
- Charging Pile

6Amp Silicon Carbide Schottky Barrier Rectifier 650 Volts

Maximum Ratings

Parameter		Symbol	Rating	Unit
Peak Repetitive Reverse Voltage@ T_j=25°C		V_{RRM}	650	V
Surge Peak Reverse Voltage@ T_j=25°C		V_{RSM}	650	V
DC Reverse Voltage@ T_j=25°C		V_{DC}	650	V
Continuous forward Current	@T_C=25°C	I_F	21	A
	@T_C=135°C		10	
	@T_C=157°C		6	
Non-repetitive Peak Forward Surge Current @T_C=25°C, t_p=10ms, Half Sine Pulse		I_{FSM}	65	A
Power Dissipation	@T_C=25°C	P_D	84	W
	@T_C=110°C		36	

Note1:Halogen free "Green” products are defined as those which contain <900ppm bromine, <900ppm chlorine (<1500ppm total Br + Cl) and <1000ppm antimony compounds.
Note2:High Temperature Solder Exemptions Applied, see EU Directive Annex 7a.

Internal Structure:

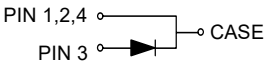

Device Marking:

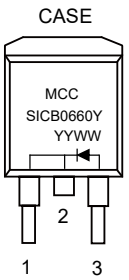

Device Code: SICB0660Y
Date Code: YYWW (Year & Week)

D^2-PAK

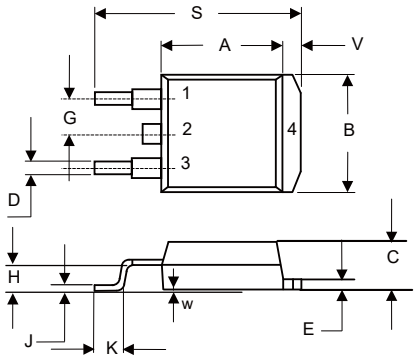

DIMENSIONS					
DIM	INCHES		MM		NOTE
	MIN	MAX	MIN	MAX	
A	0.331	0.370	8.40	9.40	
B	0.378	0.417	9.60	10.60	
C	0.165	0.189	4.20	4.80	
D	0.027	0.037	0.68	0.94	
E	0.045	0.055	1.14	1.40	
G	0.10		2.54		TYP.
H	0.096	0.134	2.43	3.40	
J	0.011	0.025	0.28	0.64	
K	0.071	0.131	1.80	3.32	
S	0.575	0.625	14.60	15.87	
V	0.042	0.058	1.07	1.47	
W	0.000	0.010	0.00	0.25	

Suggested Solder Pad Layout

Unit:mm

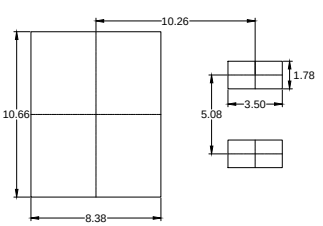

Electrical Characteristics @ 25°C (Unless Otherwise Specified)

Parameter	Symbol	Conditions	Typ.	Max.	Units
Forward Voltage	V_F	I_F=6A, T_J=25°C	1.31	1.50	V
		I_F=6A, T_J=175°C	1.65		V
Reverse Leakage Current	I_R	V_R=650V, T_J=25°C	0.5	25	μA
		V_R=650V, T_J=175°C	5		μA
Total Capacitive Charge	Q_C	V_R=400V	25		nC
Total capacitance	C	V_R=0V, f=1MHz	378		pF
		V_R=200V, f=1MHz	51		pF
		V_R=400V, f=1MHz	49		pF
Capacitance Stored Energy	E_C	V_R=400V	3.0		μJ

Thermal characteristics

Parameter	Symbol	Min	Typ	Max	Units
Operating Junction Temperature Range	T_J	-55		175	°C
Storage Temperature Range	T_{stg}	-55		175	°C
Thermal Resistance from Junction to Case	Rth_{J-C}		1.75		°C/W

Curve Characteristics

Fig. 1 - Typical Forward Characteristics

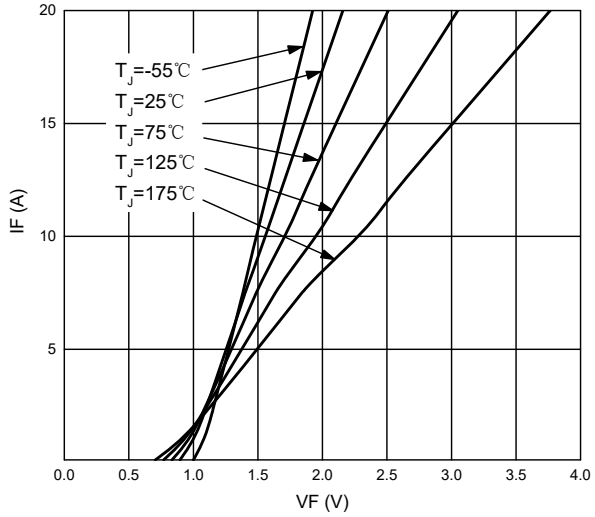

Fig. 2 - Typical Reverse Leakage Characteristics

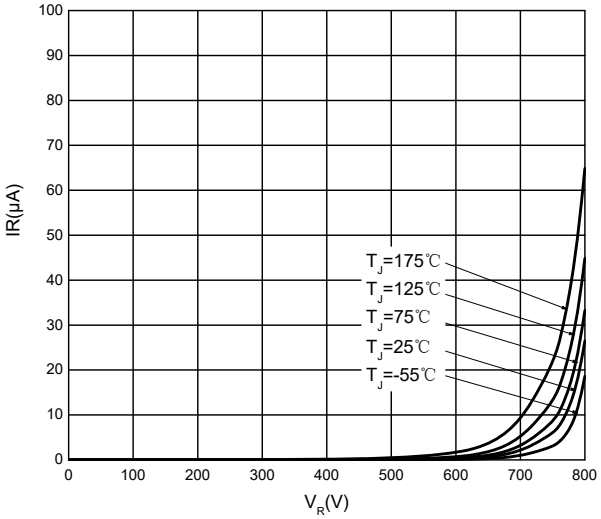

Fig. 3 - Capacitance vs Reverse Voltage

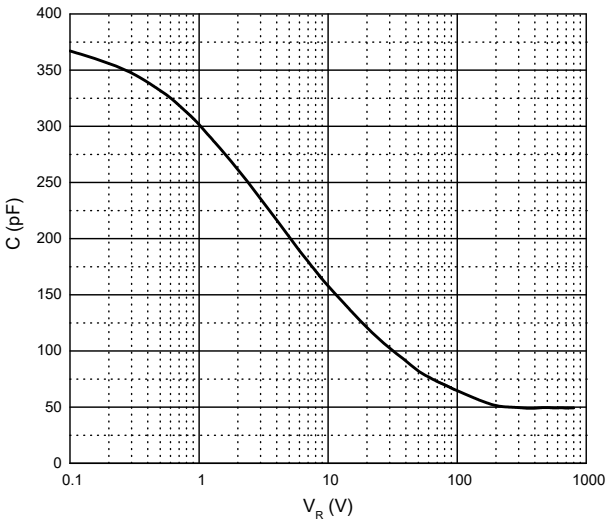

Fig. 4 - Typical Power Derating

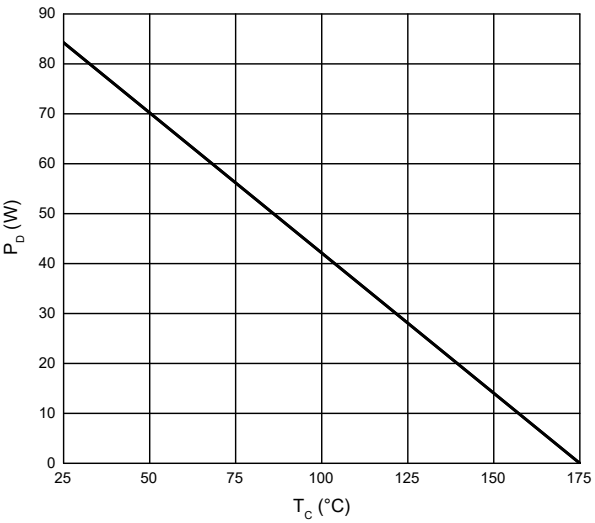

Fig. 5 - Capacitive Charge vs Reverse Voltage

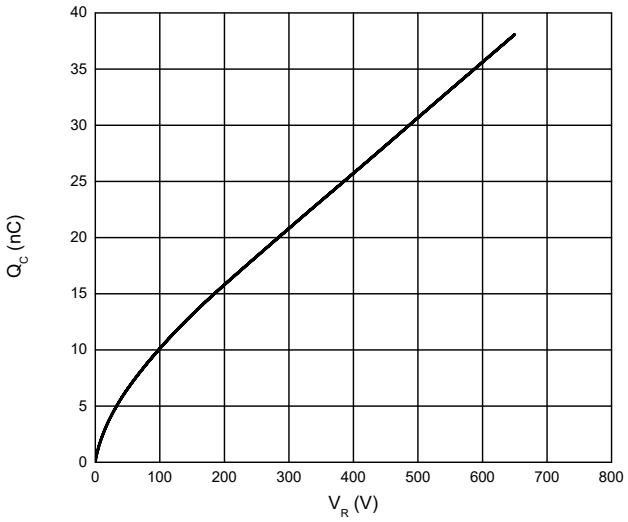

Fig. 6 - Capacitance Stored Energy

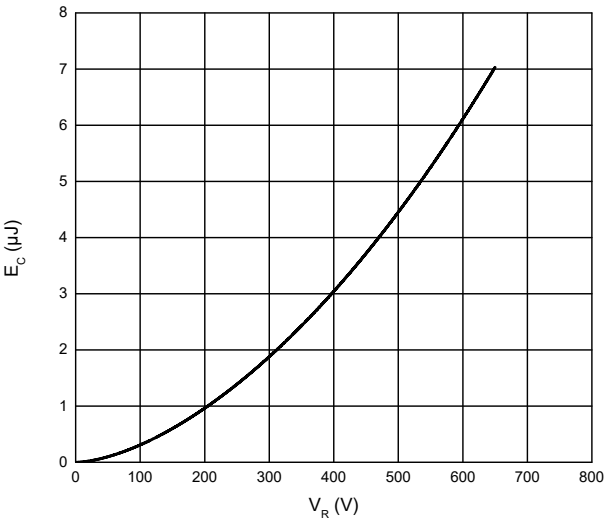

Curve Characteristics

Fig. 7 - Current Derating

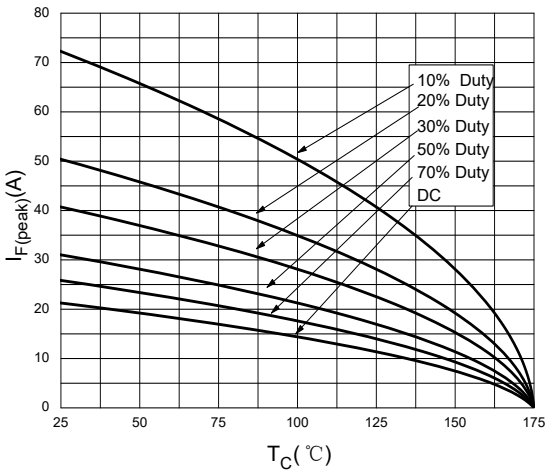

Fig.8 - Transient Thermal Impedance

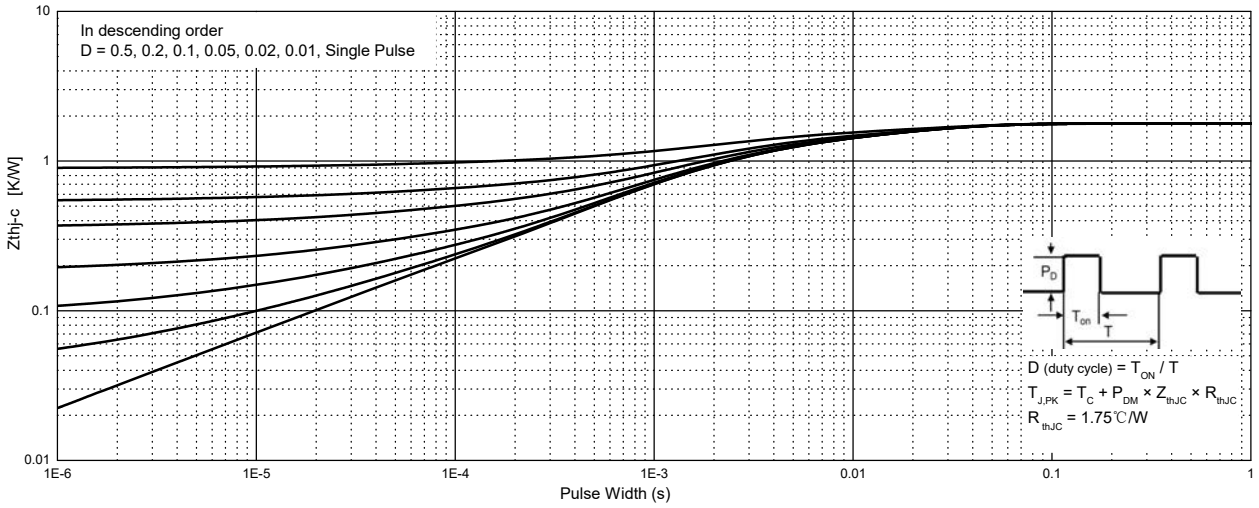

Ordering Information

Device	Packing
SICB0660Y-TP	Tape&Reel: 800pcs/Reel

*****IMPORTANT NOTICE*****

Micro Commercial Components Corp. reserves the right to make changes without further notice to any product herein to make corrections, modifications , enhancements , improvements , or other changes . ***Micro Commercial Components Corp*** . does not assume any liability arising out of the application or use of any product described herein; neither does it convey any license under its patent rights ,nor the rights of others . The user of products in such applications shall assume all risks of such use and will agree to hold ***Micro Commercial Components Corp*** . and all the companies whose products are represented on our website, harmless against all damages. ***Micro Commercial Components Corp***. products are sold subject to the general terms and conditions of commercial sale, as published at
https://www.mccsemi.com/Home/TermsAndConditions.

*****LIFE SUPPORT*****

MCC's products are not authorized for use as critical components in life support devices or systems without the express written approval of Micro Commercial Components Corporation.

*****CUSTOMER AWARENESS*****

Counterfeiting of semiconductor parts is a growing problem in the industry. Micro Commercial Components (MCC) is taking strong measures to protect ourselves and our customers from the proliferation of counterfeit parts. MCC strongly encourages customers to purchase MCC parts either directly from MCC or from Authorized MCC Distributors who are listed by country on our web page cited below. Products customers buy either from MCC directly or from Authorized MCC Distributors are genuine parts, have full traceability, meet MCC's quality standards for handling and storage. **MCC will not provide any warranty coverage or other assistance for parts bought from Unauthorized Sources**. MCC is committed to combat this global problem and encourage our customers to do their part in stopping this practice by buying direct or from authorized distributors.