Coaxial

Precision Fixed Attenuator

BW-S7W5+

50Ω 5W 7dB DC to 18000 MHz



Generic photo used for illustration purposes only

CASE STYLE: DC737

Connectors	Model
SMA Female-SMA Male	BW-S7W5+

+RoHS Compliant

The +Suffix identifies RoHS Compliance. See our web site for RoHS Compliance methodologies and qualifications

Maximum Ratings

Operating Temperature	-55°C to 100°C
Storage Temperature	-55°C to 100°C**

**With mated connectors. Unmated, 85°C max.

Permanent damage may occur if any of these limits are exceeded.

Features

- DC to 18000 MHz
- precise attenuation
- excellent VSWR, 1.20 typ.
- stainless steel SMA male and female connectors

Applications

- matching
- instrumentation
- test set-ups

Outline Drawing

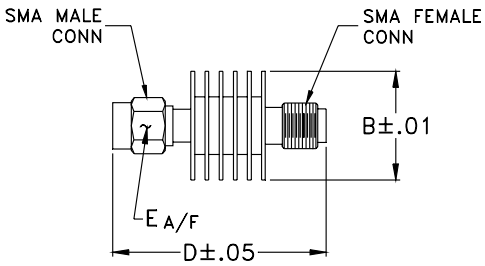

Outline Dimensions (inch / mm)

B	D	E	wt
.61	1.20	.312	grams
15.49	30.48	7.92	9.1

Electrical Specifications

FREQ. RANGE (MHz)	ATTENUATION[1] (dB)		VSWR[2] (:1)			MAX. INPUT POWER[3] (W)
			DC-4 GHz	4-8 GHz	8-12.4 GHz	
f_L-f_U	Nom.	ACCURACY	Max.	Max.	Max.	
DC-18000	7	-0.4,+0.9	1.20	1.25	1.30	5

1. At 25°C, accuracy includes frequency and power variations. Temperature coefficient for attenuation: .0004dB/dB/°C typ.
2. VSWR from 12.4 to 18 GHz, 1.6:1 typ.
3. Average power at 25°C ambient, derate linearly to 2W at 100°C. Peak Power 125W max. 5μsec pulse width, 100 Hz PRF.

Typical Performance Data

Frequency (MHz)	Attenuation (dB)	VSWR (:1)
100	6.81	1.01
2000	6.89	1.03
4000	6.91	1.03
6000	6.99	1.09
8000	6.89	1.06
10000	6.93	1.05
12000	6.98	1.16
14000	6.89	1.12
16000	6.97	1.08
18000	7.04	1.16

Electrical Schematic

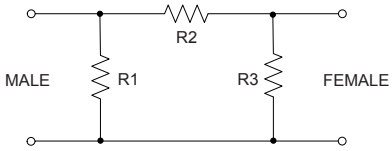

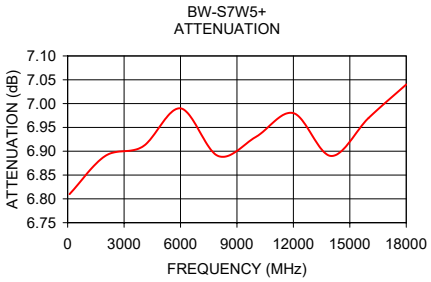

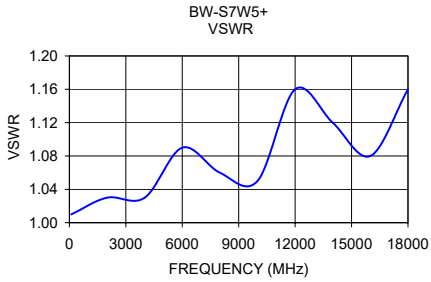

Notes

A. Performance and quality attributes and conditions not expressly stated in this specification document are intended to be excluded and do not form a part of this specification document.
B. Electrical specifications and performance data contained in this specification document are based on Mini-Circuit's applicable established test performance criteria and measurement instructions.
C. The parts covered by this specification document are subject to Mini-Circuits standard limited warranty and terms and conditions (collectively, "Standard Terms"); Purchasers of this part are entitled to the rights and benefits contained therein. For a full statement of the Standard Terms and the exclusive rights and remedies thereunder, please visit Mini-Circuits' website at www.minicircuits.com/MCLStore/terms.jsp

Mini-Circuits®
www.minicircuits.com P.O. Box 350166, Brooklyn, NY 11235-0003 (718) 934-4500 sales@minicircuits.com