Plug-In

RF Transformer

50Ω 0.02 to 250 MHz

T4-6T-X65+
T4-6T-X65



Generic photo used for illustration purposes only

CASE STYLE: X65

+RoHS Compliant

The +Suffix identifies RoHS Compliance. See our web site for RoHS Compliance methodologies and qualifications

Maximum Ratings

Operating Temperature	-20°C to 85°C
Storage Temperature	-55°C to 100°C
RF Power	0.25W
DC Current	30mA

Permanent damage may occur if any of these limits are exceeded.

Pin Connections

PRIMARY DOT	4
PRIMARY	6
SECONDARY DOT	3
SECONDARY	1
SECONDARY CT	2
NOT USED	5

Features

- wideband, 0.02 to 250 MHz
- excellent return loss
- also available with flat-pack (W38) & surface mount gull-wing (KK81) leads

Applications

- impedance matching
- push-pull amplifier

Transformer Electrical Specifications

Ω RATIO (Secondary/Primary)	FREQUENCY (MHz)	INSERTION LOSS*		
		3 dB MHz	2 dB MHz	1 dB MHz
4	0.02-250	0.02-250	0.05-150	0.1-100

*Insertion Loss is referenced to mid-band loss, 0.25 dB typ.

Outline Drawing

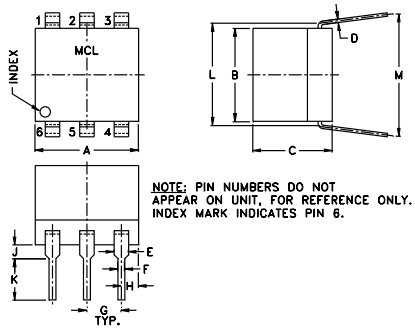

Outline Dimensions (inch / mm)

A	B	C	D	E	F	G
.30	.27	.23	.010	.042	.020	.100
7.62	6.86	5.84	0.25	1.07	0.51	2.54

H	J	K	L	M	wt
.05	.04	.11	.300	.35	grams
1.27	1.02	2.79	7.62	8.89	0.50

Config. A

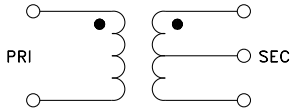

Typical Performance Data

FREQUENCY (MHz)	INSERTION LOSS (dB)	INPUT R. LOSS (dB)
0.02	2.30	3.08
0.05	0.89	5.47
0.10	0.48	9.35
0.20	0.36	15.86
0.50	0.31	20.74
1.00	0.26	23.39
100.00	0.42	14.83
125.01	0.50	14.73
150.00	0.55	15.23
250.00	0.99	15.91

T4-6T-X65
INSERTION LOSS

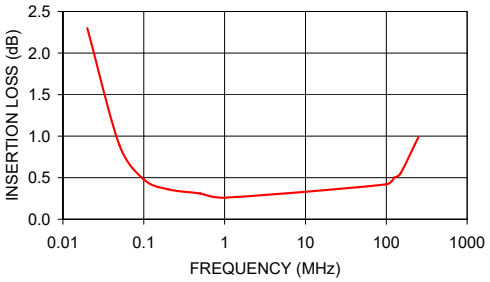

T4-6T-X65
INPUT RETURN LOSS

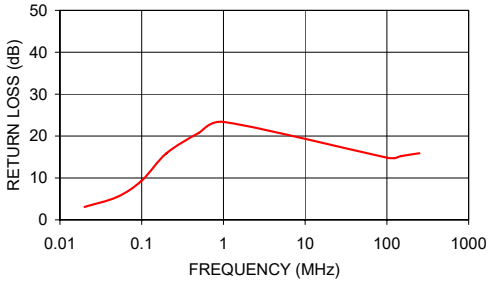

Notes

A. Performance and quality attributes and conditions not expressly stated in this specification document are intended to be excluded and do not form a part of this specification document.
B. Electrical specifications and performance data contained in this specification document are based on Mini-Circuit's applicable established test performance criteria and measurement instructions.
C. The parts covered by this specification document are subject to Mini-Circuits standard limited warranty and terms and conditions (collectively, "Standard Terms"); Purchasers of this part are entitled to the rights and benefits contained therein. For a full statement of the Standard Terms and the exclusive rights and remedies thereunder, please visit Mini-Circuits' website at www.minicircuits.com/MCLStore/terms.jsp