Note: If you have not downloaded this document from our official website, please note that the information provided may not be the most current.
Please download the latest datasheet of BLM03AG102SZ1# from the official website of Murata

http://www.murata.com/en/products/productdetail?partno=BLM03AG102SZ1%23

BLM03AG102SZ1#

"#"at the end indicates the package specification code.

In Production | AEC-Q200 | RoHS | REACH

< List of part numbers with package codes >

BLM03AG102SZ1B BLM03AG102SZ1D BLM03AG102SZ1J

Applications

Unsuitable Applications	Please be sure to read and comply with these "Precautions for use."
Specific Applications	Automotive infotainment/comfort equipment,Consumer equipment, Medical equipment [GHTF A/B/C] except for implant & surgery & auto injector,Industrial equipment except for transportation & facility & energy equipment Please refer to Our Website and specifications, etc. for information about the performance, functions, quality, management, and safety required for the above applications, and use Products after confirming the performance and reliability of the actual Product.
Recommended Applications	Automotive infotainment/comfort equipment

Packaging Information

Packaging	Specifications	Standard Packing Quantity
B	Bulk(Bag)	1000
D	180mm Paper Tape	15000
J	330mm Paper Tape	50000

Features

The chip ferrite beads BLM series is designed to function nearly as a resistor at noise frequencies, which greatly reduces the possibility of resonance and leaves signal wave forms undistorted.
BLM series is effective in circuits without stable ground lines because BLM series does not need a connection to ground.
The nickel barrier structure of the external electrodes provides excellent solder heat resistance.
BLM_Aseries generates an impedance from the relatively low frequencies. Therefore BLM_Aseries is effective in noise suppression in a wide frequency range (30MHz to several hundred MHz).

Appearance & Shape



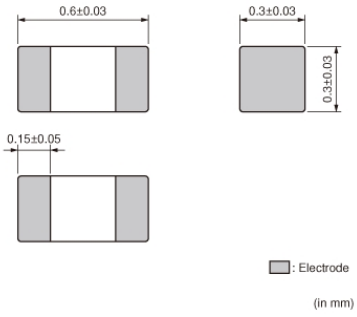

Attention
1.This datasheet is downloaded from the website of Murata Manufacturing Co., Ltd. Therefore, it's specifications are subject to change or our products in it may be discontinued without advance notice. Please check with our sales representatives or product engineers before ordering.
2.This datasheet has only typical specifications because there is no space for detailed specifications.
Therefore, please review our product specifications or consult the approval sheet for product specifications before ordering.

Note: If you have not downloaded this document from our official website, please note that the information provided may not be the most current.
Please download the latest datasheet of BLM03AG102SZ1# from the official website of Murata

http://www.murata.com/en/products/productdetail?partno=BLM03AG102SZ1%23

BLM03AG102SZ1#

"#"at the end indicates the package specification code.

Specifications

Shape	SMD
Size Code (in inch)	0201
Length	0.6mm
Length Tolerance	±0.03mm
Width	0.3mm
Width Tolerance	±0.03mm
Thickness	0.3mm
Thickness Tolerance	±0.03mm
Operating Temperature Range	-55℃ to 125℃
Mass(typ.)	0.3mg
Number of Circuit	1
Rated Current (at 125℃)	100mA
DC Resistance(max.)	2.5Ω
Impedance (at 100MHz)	1000Ω
Impedance (at 100MHz) Tolerance	±25%
Size Code (in mm)	0603

Attention
1.This datasheet is downloaded from the website of Murata Manufacturing Co., Ltd. Therefore, it's specifications are subject to change or our products in it may be discontinued without advance notice. Please check with our sales representatives or product engineers before ordering.
2.This datasheet has only typical specifications because there is no space for detailed specifications.
Therefore, please review our product specifications or consult the approval sheet for product specifications before ordering.

Note: If you have not downloaded this document from our official website, please note that the information provided may not be the most current.
Please download the latest datasheet of BLM03AG102SZ1# from the official website of Murata

http://www.murata.com/en/products/productdetail?partno=BLM03AG102SZ1%23

BLM03AG102SZ1#

"#"at the end indicates the package specification code.

Product Data

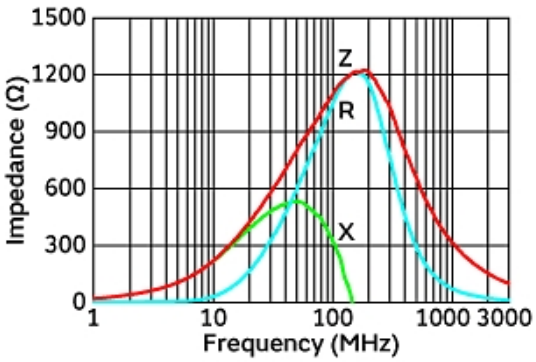

Impedance-Frequency Characteristics

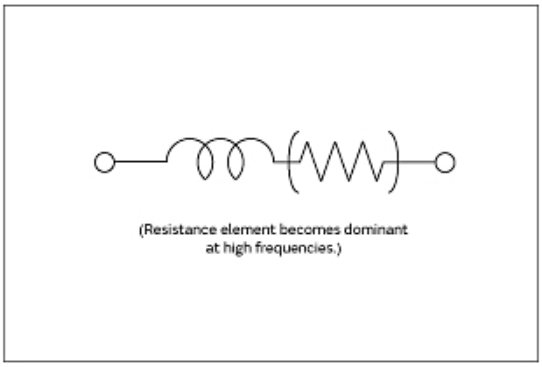

Equivalent Circuit

Attention
1.This datasheet is downloaded from the website of Murata Manufacturing Co., Ltd. Therefore, it's specifications are subject to change or our products in it may be discontinued without advance notice. Please check with our sales representatives or product engineers before ordering.
2.This datasheet has only typical specifications because there is no space for detailed specifications.
Therefore, please review our product specifications or consult the approval sheet for product specifications before ordering.