Note: If you have not downloaded this document from our official website, please note that the information provided may not be the most current.
Please download the latest datasheet of BLM03EB500SZ1# from the official website of Murata

http://www.murata.com/en/products/productdetail?partno=BLM03EB500SZ1%23

BLM03EB500SZ1#

"#"at the end indicates the package specification code.

In Production | AEC-Q200 | RoHS | REACH

< List of part numbers with package codes >

BLM03EB500SZ1B BLM03EB500SZ1D BLM03EB500SZ1J

Applications

Unsuitable Applications	Please be sure to read and comply with these "Precautions for use."
Specific Applications	Automotive infotainment/comfort equipment,Consumer equipment, Medical equipment [GHTF A/B/C] except for implant & surgery & auto injector,Industrial equipment except for transportation & facility & energy equipment Please refer to Our Website and specifications, etc. for information about the performance, functions, quality, management, and safety required for the above applications, and use Products after confirming the performance and reliability of the actual Product.
Recommended Applications	Automotive infotainment/comfort equipment

Packaging Information

Packaging	Specifications	Standard Packing Quantity
B	Bulk(Bag)	1000
D	180mm Paper Tape	15000
J	330mm Paper Tape	50000

Features

1. Horizontal winding inner coil structure enables low storage capacitance which result to high noise suppression performance. Effective in LTE range up to 2.6GHz from 700MHz.
2. Low DC Resistance. Large Rated Current.
3. The small size of BLM03E series (0.6x0.3mm) is suitable for noise suppression in small equipment such as cellular phones.

Appearance & Shape

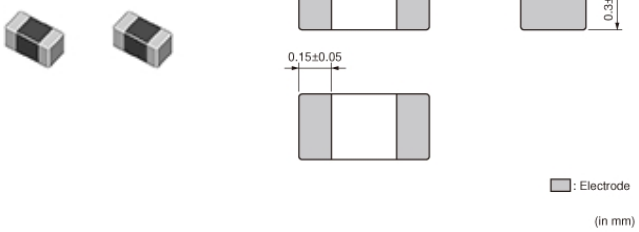

Attention
1.This datasheet is downloaded from the website of Murata Manufacturing Co., Ltd. Therefore, it's specifications are subject to change or our products in it may be discontinued without advance notice. Please check with our sales representatives or product engineers before ordering.
2.This datasheet has only typical specifications because there is no space for detailed specifications.
Therefore, please review our product specifications or consult the approval sheet for product specifications before ordering.

Note: If you have not downloaded this document from our official website, please note that the information provided may not be the most current.
Please download the latest datasheet of BLM03EB500SZ1# from the official website of Murata

http://www.murata.com/en/products/productdetail?partno=BLM03EB500SZ1%23

BLM03EB500SZ1#

"#"at the end indicates the package specification code.

Specifications

Shape	SMD
Size Code (in inch)	0201
Length	0.6mm
Length Tolerance	±0.03mm
Width	0.3mm
Width Tolerance	±0.03mm
Thickness	0.3mm
Thickness Tolerance	±0.03mm
Operating Temperature Range	-55℃ to 125℃
Mass(typ.)	0.3mg
Number of Circuit	1
Rated Current (at 85℃)	400mA
Rated Current (at 125℃)	300mA
DC Resistance(max.)	0.58Ω
Impedance (at 100MHz)	50Ω
Impedance (at 100MHz) Tolerance	±25%
Impedance (at 1GHz)	255Ω
Impedance (at 1GHz) Tolerance	±40%
Size Code (in mm)	0603

Attention
1.This datasheet is downloaded from the website of Murata Manufacturing Co., Ltd. Therefore, it's specifications are subject to change or our products in it may be discontinued without advance notice. Please check with our sales representatives or product engineers before ordering.
2.This datasheet has only typical specifications because there is no space for detailed specifications.
Therefore, please review our product specifications or consult the approval sheet for product specifications before ordering.

Note: If you have not downloaded this document from our official website, please note that the information provided may not be the most current.
Please download the latest datasheet of BLM03EB500SZ1# from the official website of Murata

http://www.murata.com/en/products/productdetail?partno=BLM03EB500SZ1%23

BLM03EB500SZ1#

"#"at the end indicates the package specification code.

Product Data

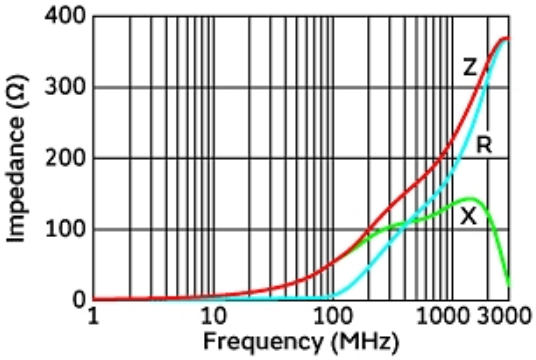

Impedance-Frequency Characteristics

In operating temperature exceeding +85°C, derating of current is necessary for BLM03E series.
Please apply the derating curve shown in chart according to the operating temperature.

Derating of Rated Current

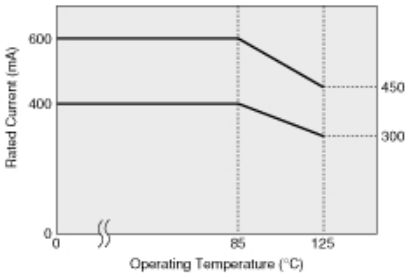

Derating of Rated Current

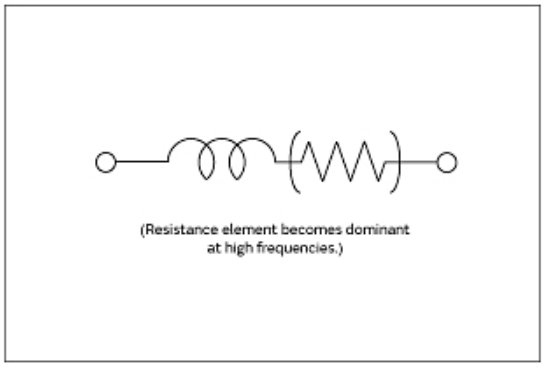

Equivalent Circuit

Attention
1.This datasheet is downloaded from the website of Murata Manufacturing Co., Ltd. Therefore, it's specifications are subject to change or our products in it may be discontinued without advance notice. Please check with our sales representatives or product engineers before ordering.
2.This datasheet has only typical specifications because there is no space for detailed specifications.
Therefore, please review our product specifications or consult the approval sheet for product specifications before ordering.