ER100 ~ ER108

SUPERFAST RECOVERY RECTIFIERS

VOLTAGE 50 to 800 Volts **CURRENT** 1.0 Ampere

FEATURES

- Plastic package has Underwriters Laboratories Flammability Classification 94V-O utilizing Flame Retardant Epoxy Molding Compound.
- Superfast recovery times-epitaxial construction.
- Low forward voltage, high current capability.
- Exceeds environmental standards of MIL-S-19500/228.
- Hermetically sealed.
- Low leakage.
- High surge capability.
- Lead free in compliance with EU RoHS 2011/65/EU directive

MECHANICAL DATA

- Case: Molded plastic, DO-41.
- Terminals: Axial leads, solderable to MIL-STD-750, Method 2026
- Polarity: Color Band denotes cathode end.
- Mounting Position: Any
- Weight: 0.0118 ounce, 0.397 gram

DO-41 Unit: inch(mm)

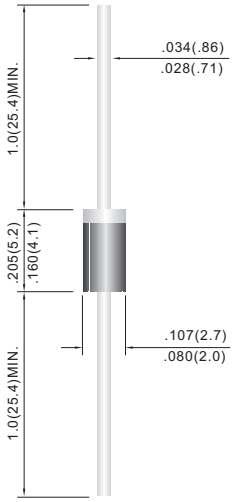

MAXIMUM RATINGS AND ELECTRICAL CHARACTERISTICS

Ratings at 25°C ambient temperature unless otherwise specified.

Resistive or inductive load, 60Hz.

PARAMETER	SYMBOL	ER100	ER101	ER101A	ER102	ER103	ER104	ER106	ER108	UNITS
Maximum Recurrent Peak Reverse Voltage	V_{RRM}	50	100	150	200	300	400	600	800	V
Maximum RMS Voltage	V_{RMS}	35	70	105	140	210	280	420	560	V
Maximum DC Blocking Voltage	V_{DC}	50	100	150	200	300	400	600	800	V
Maximum Average Forward Current .375"(9.5mm) lead length at T_A=55°C	$I_{F(AV)}$	1.0								A
Peak Forward Surge Current : 8.3ms single half sine-wave superimposed on rated load(JEDEC method)	I_{FSM}	30								A
Maximum Forward Voltage at 1.0A	V_F	0.95				1.25		1.7	2.5	V
Maximum DC Reverse Current T_J=25°C at Rated DC Blocking Voltage T_J=100°C	I_R	1.0 150								µA
Typical Junction capacitance (Note 2)	C_J	17								pF
Maximum Reverse Recovery Time (Note 1)	t_{rr}	35								ns
Typical Thermal Resistance	$R_{\theta JA}$	50								°C / W
Operating Junction and Storage Temperature Range	T_J,T_{STG}	-55 to +150								°C

NOTES:

1. Reverse Recovery Test Conditions: I_F=.5A, I_R=1A, Irr=.25A
2. Measured at 1 MHz and applied reverse voltage of 4.0 VDC

ER100 ~ ER108

RATING AND CHARACTERISTIC CURVES

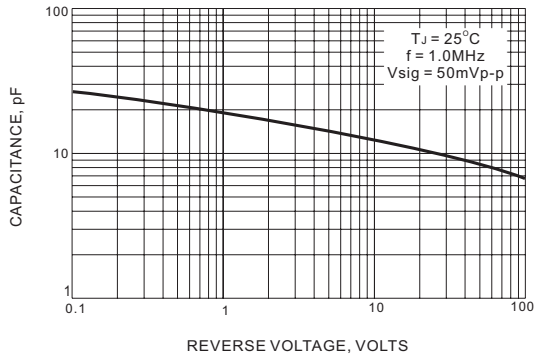

FIG.1 TYPICAL JUNCTION CAPACITANCE

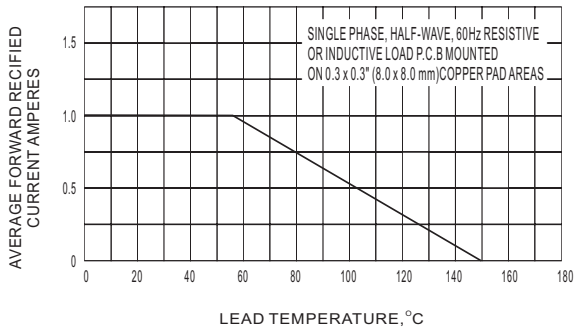

FIG.2 MAXIMUM AVERAGE FORWARD CURRENT DERATING

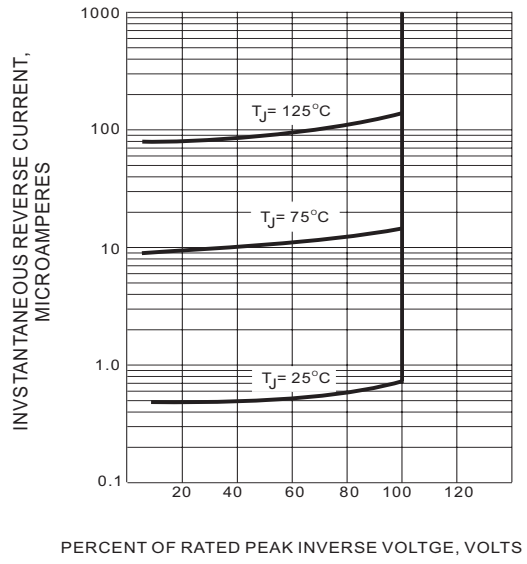

FIG.3 TYPICAL REVERSE CHARACTERISTICS

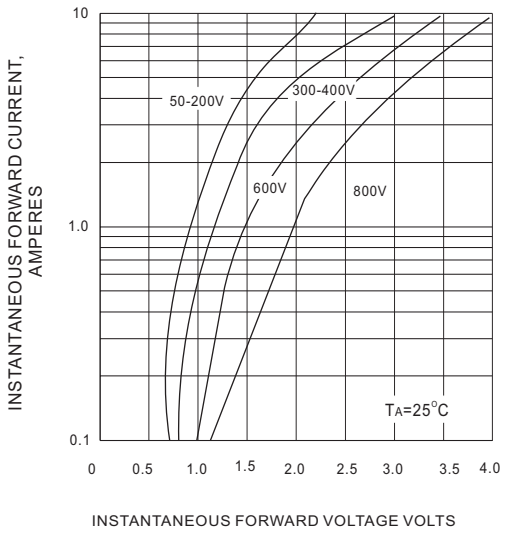

FIG.4 TYPICAL FORWARD CHARACTERISTICS

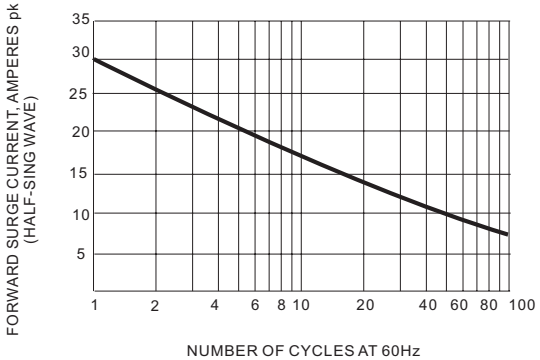

FIG.5 MAXIMUM NON-REPEITIVE SURGE CURRENT

ER100 ~ ER108

Part No_packing code_Version

ER100_AY_00001
ER100_AY_10001
ER100_B0_00001
ER100_B0_10001
ER100_R2_00001
ER100_R2_10001

For example :

RB500V-40_R2_00001

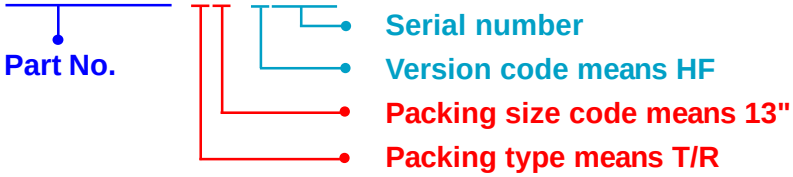

Packing Code XX				Version Code XXXXX		
Packing type	1st Code	Packing size code	2nd Code	HF or RoHS	1st Code	2nd~5th Code
Tape and Ammunition Box (T/B)	A	N/A	0	HF	0	serial number
Tape and Reel (T/R)	R	7"	1	RoHS	1	serial number
Bulk Packing (B/P)	B	13"	2			
Tube Packing (T/P)	T	26mm	X			
Tape and Reel (Right Oriented) (TRR)	S	52mm	Y			
Tape and Reel (Left Oriented) (TRL)	L	PANASERT T/B CATHODE UP (PBCU)	U			
FORMING	F	PANASERT T/B CATHODE DOWN (PBCD)	D			

ER100 ~ ER108

Disclaimer

- Reproducing and modifying information of the document is prohibited without permission from Panjit International Inc..
- Panjit International Inc. reserves the rights to make changes of the content herein the document anytime without notification. Please refer to our website for the latest document.
- Panjit International Inc. disclaims any and all liability arising out of the application or use of any product including damages incidentally and consequentially occurred.
- Panjit International Inc. does not assume any and all implied warranties, including warranties of fitness for particular purpose, non-infringement and merchantability.
- Applications shown on the herein document are examples of standard use and operation. Customers are responsible in comprehending the suitable use in particular applications. Panjit International Inc. makes no representation or warranty that such applications will be suitable for the specified use without further testing or modification.
- The products shown herein are not designed and authorized for equipments requiring high level of reliability or relating to human life and for any applications concerning life-saving or life-sustaining, such as medical instruments, transportation equipment, aerospace machinery et cetera. Customers using or selling these products for use in such applications do so at their own risk and agree to fully indemnify Panjit International Inc. for any damages resulting from such improper use or sale.
- Since Panjit uses lot number as the tracking base, please provide the lot number for tracking when complaining.