IB IL RS 232-ECO - Communication module

2702795

https://www.phoenixcontact.com/us/products/2702795

Please be informed that the data shown in this PDF document is generated from our online catalog. Please find the complete data in the user documentation. Our general terms of use for downloads are valid.



Inline, Communication terminal, interface RS-232: 1, Communication via process data, transmission speed in the local bus: 500 kbps, degree of protection: IP20, including Inline connector

Product description

The terminal is designed for use within an Inline station. The terminal is used to operate standard I/O devices with serial interfaces on a bus system. Inline ECO terminals are approved for the temperature range from 0°C to +55°C. The electronics base and Inline connector are supplied as standard.

Your advantages

- One serial RS-232 input and output channel
- Data is transmitted in transparent mode
- Transmission speed can be set up to 38400 bps
- Number of data bits, stop bits and parity can be set
- RTS and CTS handshake signals available
- Parameterization and data exchange via process data
- Diagnostic and status indicators

Commercial data

Item number	2702795
Packing unit	1 pc
Minimum order quantity	1 pc
Sales key	DR01
Product key	DRI151
Catalog page	Page 120 (C-6-2019)
GTIN	4055626351629
Weight per piece (including packing)	82.93 g
Weight per piece (excluding packing)	82.93 g
Customs tariff number	85389099
Country of origin	DE

Technical data

Dimensions

Dimensional drawing	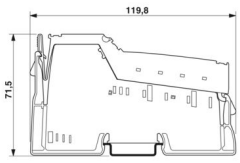
Width	12.2 mm
Height	119.8 mm
Depth	71.5 mm

Notes

Note on application

Note on application	Only for industrial use

Interfaces

Inline local bus

Connection method	Inline data jumper
Transmission speed	500 kbps

RS-232

Number of interfaces	1
Connection method	Spring-cage connection
Transmission speed	110 bps ... 38400 bps (can be parameterized)
Transmission physics	Copper
Data bits	6 ... 8
Stop bits	1 or 2
Input buffer	4 kByte
Output buffer	1 kByte

System properties

Module

ID code (dec.)	191
ID code (hex)	BF
Length code (hex)	07
Length code (dec)	07
Process data channel	112 bit
Input address area	14 Byte
Output address area	14 Byte
Register length	112 bit

Required parameter data	16 Byte
Required configuration data	5 Byte

Product properties

Product type	I/O component
Product family	Inline
Type	modular
Scope of delivery	including Inline connector
Special properties	Communication via process data

Data management status

Article revision	01

Electrical properties

Potentials: Communications power (U_L)

Supply voltage	7.5 V DC (via voltage jumper)
Current draw	max. 90 mA
	typ. 70 mA
Power consumption	max. 675 mW (at U_L)
	typ. 525 mW (at U_L)

Electrical isolation/isolation of the voltage ranges

Test voltage: Serial interface/7.5 V supply (bus logic)	500 V AC, 50 Hz, 1 min.
Test voltage: Serial interface/24 V supply U_M	500 V AC, 50 Hz, 1 min.
Test voltage: Serial interface/functional ground	500 V AC, 50 Hz, 1 min.
Test voltage: 7.5 V supply (bus logic)/functional ground	500 V AC, 50 Hz, 1 min.
Test voltage: 24 V supply (U_M)/functional ground	500 V AC, 50 Hz, 1 min.

Connection data

Connection technology

Connection name	Inline connector

Conductor connection

Connection method	Spring-cage connection
Conductor cross section rigid	0.08 mm² ... 1.5 mm²
Conductor cross section flexible	0.08 mm² ... 1.5 mm²
Conductor cross section AWG	28 ... 16
Stripping length	8 mm

Inline connector

Connection method	Spring-cage connection
Conductor cross section, rigid	0.08 mm² ... 1.5 mm²
Conductor cross section, flexible	0.08 mm² ... 1.5 mm²
Conductor cross section AWG	28 ... 16
Stripping length	8 mm

Environmental and real-life conditions

Ambient conditions

Ambient temperature (operation)	0 °C ... 55 °C
Degree of protection	IP20
Air pressure (operation)	70 kPa ... 106 kPa (up to 3000 m above sea level)
Air pressure (storage/transport)	70 kPa ... 106 kPa (up to 3000 m above sea level)
Ambient temperature (storage/transport)	-25 °C ... 85 °C
Permissible humidity (operation)	10 % ... 95 % (according to DIN EN 61131-2)
Permissible humidity (storage/transport)	10 % ... 95 % (according to DIN EN 61131-2)

Standards and regulations

Protection class	III (IEC 61140, EN 61140, VDE 0140-1)

Mounting

Mounting type	DIN rail mounting

Drawings

Dimensional drawing

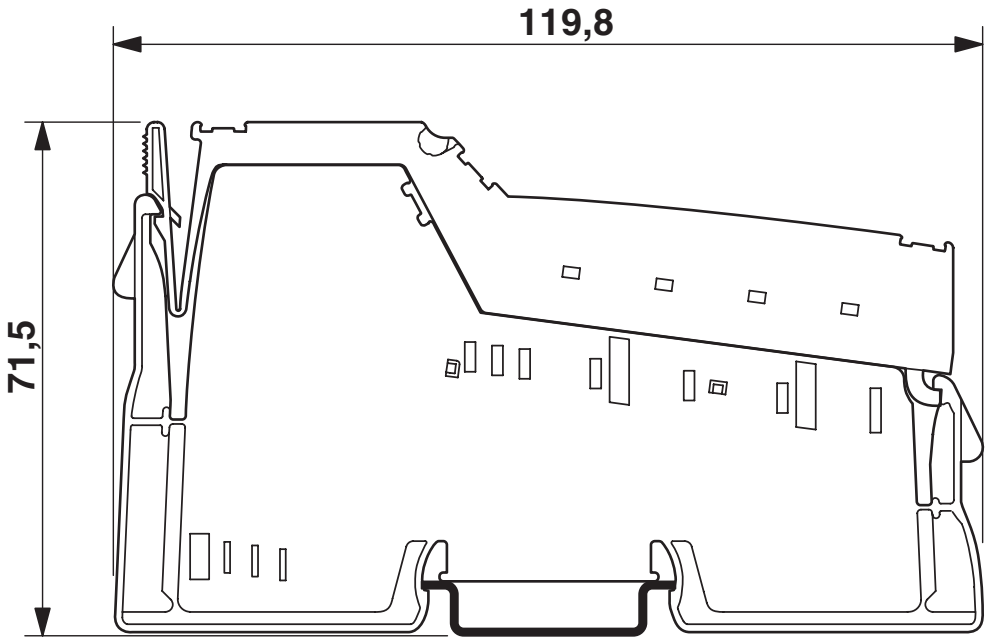

Connection diagram

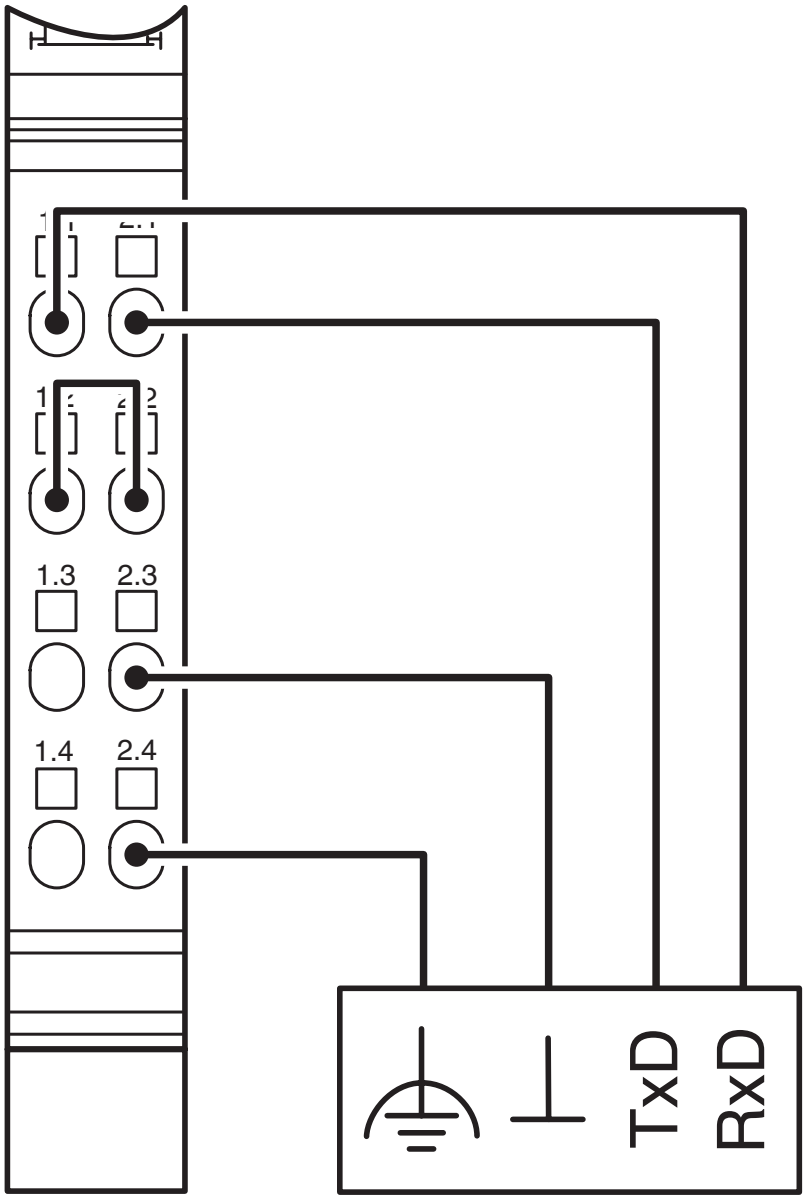

RS-232 interface wiring: without handshake

Connection diagram

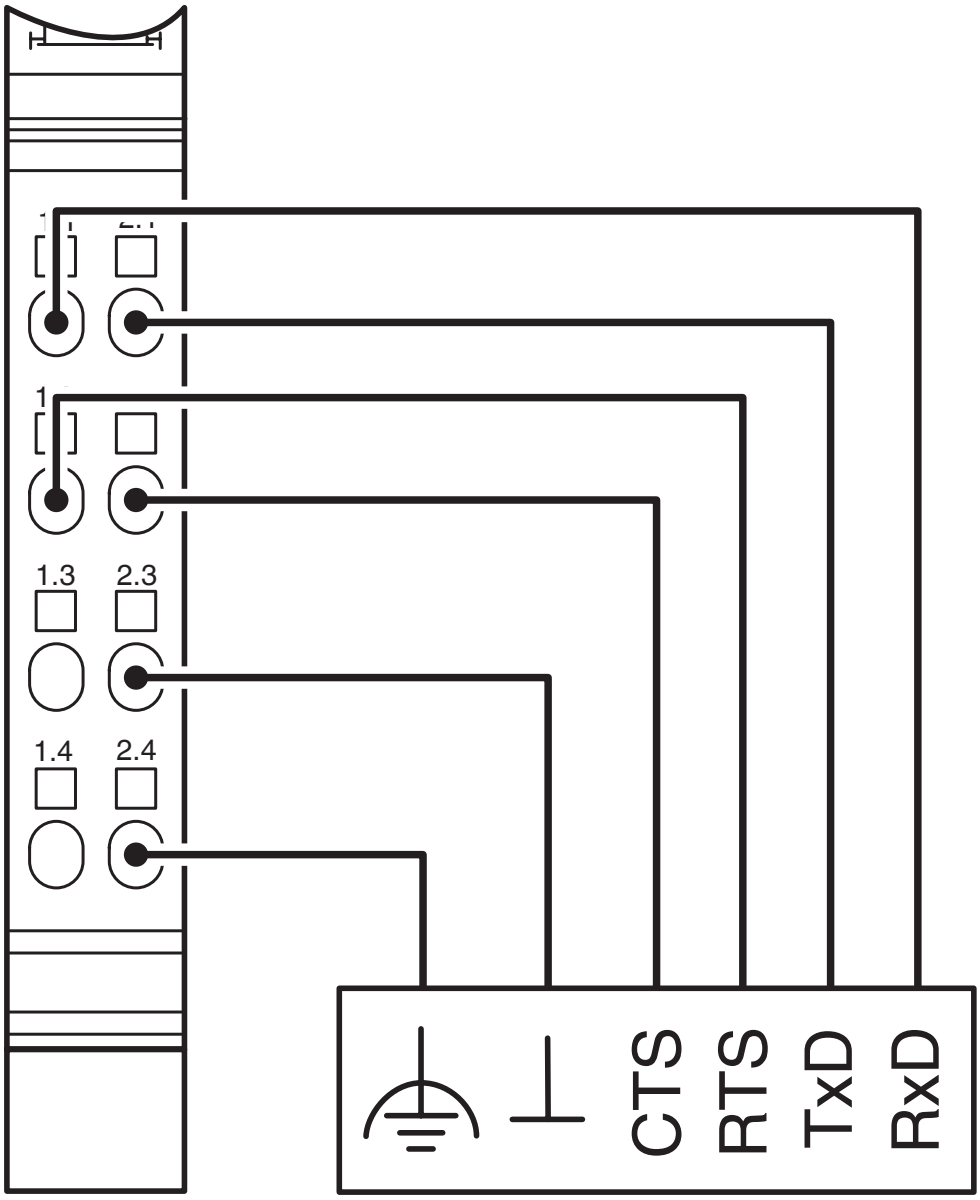

RS-232 interface wiring: four-wire handshake

Approvals

To download certificates, visit the product detail page: https://www.phoenixcontact.com/us/products/2702795

UL Listed
Approval ID: E238705

cUL Listed
Approval ID: E238705

UAE-RoHS
Approval ID: 22-04-13090

cULus Listed

Classifications

ECLASS

ECLASS-11.0	27242605
ECLASS-12.0	27242605
ECLASS-13.0	27242608

ETIM

ETIM 9.0	EC001604

UNSPSC

UNSPSC 21.0	32151600

Environmental product compliance

EU RoHS

Fulfills EU RoHS substance requirements	Yes
Exemption	7(c)-I

China RoHS

Environment friendly use period (EFUP)	EFUP-50
	An article-related China RoHS declaration table can be found in the download area for the respective article under "Manufacturer declaration". For all articles with EFUP-E, no China RoHS declaration table issued and required.

EU REACH SVHC

REACH candidate substance (CAS No.)	No substance above 0.1 wt%

Accessories

IB IL SCN-8 - Inline connector

2726337

https://www.phoenixcontact.com/us/products/2726337

Connector, for digital 1, 2 or 8-channel Inline terminals



IB IL SCN-6 SHIELD - Inline shield connector

2726353

https://www.phoenixcontact.com/us/products/2726353

Inline shield connector



IB IL FIELD 2 - Marking field

2727501

https://www.phoenixcontact.com/us/products/2727501

Marking field, width: 12.2 mm



ESL 62X10 - Insert strip

0809492

https://www.phoenixcontact.com/us/products/0809492

Insert strip, Sheet, white, unlabeled, can be labeled with: Office printing systems, CMS-P1-PLOTTER, mounting type: insert, lettering field size: 62 x 10 mm, Number of individual labels: 72



SK 8 - Shield connection clamp

3025163

https://www.phoenixcontact.com/us/products/3025163



Shield connection clamp, for shield on busbars, contact resistance < 1 mΩ

SK 14 - Shield connection clamp

3025176

https://www.phoenixcontact.com/us/products/3025176



Shield connection clamp, for shield on busbars, contact resistance < 1 mΩ

SK 20 - Shield connection clamp

3025189

https://www.phoenixcontact.com/us/products/3025189



Shield connection clamp, for shield on busbars, contact resistance < 1 mΩ

SK 35 - Shield connection clamp

3026463

https://www.phoenixcontact.com/us/products/3026463



Shield connection clamp, for shield on busbars, contact resistance < 1 mΩ

AB-SK - Support bracket

3025341

https://www.phoenixcontact.com/us/products/3025341

Support bracket for busbars



AB-SK 65 - Support bracket

3026489

https://www.phoenixcontact.com/us/products/3026489

Support bracket, Bracket for busbars, set every 20 cm, width: 6.2 mm, height: 95.5 mm, number of positions: 1, color: gray, mounting type: DIN rail mounting



AB-SK/E - Support bracket

3026476

https://www.phoenixcontact.com/us/products/3026476



Support bracket, Bracket for busbars, set every 20 cm, depth: 20 mm, width: 56 mm, height: 10 mm, diameter: 4.5 mm, number of positions: 2, color: silver, mounting type: Direct mounting

NLS-CU 3/10 SN 1000MM - Neutral busbar

0402174

https://www.phoenixcontact.com/us/products/0402174



Neutral busbar, DIN VDE 0611-4: 1991-02, color: silver

AK 4 - Connection terminal block

0404017

https://www.phoenixcontact.com/us/products/0404017



Connection terminal block, connection method: Screw connection, Rated cross section: 4 mm^2, cross section: 0.5 mm^2 - 6 mm^2, mounting: Neutral busbar, color: silver

AKG 4 GNYE - Connection terminal block

0421029

https://www.phoenixcontact.com/us/products/0421029



Connection terminal block, nom. voltage: 300 V, nominal current: 41 A, connection method: Screw connection, Rated cross section: 4 mm^2, cross section: 0.5 mm^2 - 6 mm^2, mounting: Neutral busbar, color: green-yellow

AKG 4 BK - Connection terminal block

0421032

https://www.phoenixcontact.com/us/products/0421032



Connection terminal block, nom. voltage: 300 V, nominal current: 41 A, connection method: Screw connection, Rated cross section: 4 mm^2, cross section: 0.5 mm^2 - 6 mm^2, mounting: Neutral busbar, color: black

Phoenix Contact 2024 © - all rights reserved
https://www.phoenixcontact.com

Phoenix Contact USA
586 Fulling Mill Road
Middletown, PA 17057, United States
(+717) 944-1300
info@phoenixcon.com