UK 5 N - Feed-through terminal block

3004362

https://www.phoenixcontact.com/us/products/3004362

Please be informed that the data shown in this PDF document is generated from our online catalog. Please find the complete data in the user documentation. Our general terms of use for downloads are valid.



Feed-through terminal block, nom. voltage: 800 V, nominal current: 32 A, number of connections: 2, connection method: Screw connection, Rated cross section: 4 mm^2, cross section: 0.2 mm^2 - 6 mm^2, mounting type: NS 35/7,5, NS 35/15, NS 32, color: gray

Your advantages

- Universal foot which can be used on NS 35... and NS 32... DIN rails
- The UK universal screw terminal block series has the typical features which are decisive for practical applications
- Potential distribution via fixed bridges in the terminal center or insertion bridges in the clamping space

Commercial data

Item number	3004362
Packing unit	50 pc
Minimum order quantity	50 pc
Sales key	BE12
Product key	BE1211
Catalog page	Page 459 (C-1-2019)
GTIN	4017918090760
Weight per piece (including packing)	8.468 g
Weight per piece (excluding packing)	7.948 g
Customs tariff number	85369010
Country of origin	IN

Technical data

Product properties

Product type	Feed-through terminal block
Product family	UK
Number of connections	2
Number of rows	1
Potentials	1

Data management status

Article revision	13

Insulation characteristics

Overvoltage category	III
Degree of pollution	3

Electrical properties

Rated surge voltage	8 kV
Maximum power dissipation for nominal condition	1.02 W

Connection data

Number of connections per level	2
Nominal cross section	4 mm²

Level 1 above 1 below 1

Screw thread	M3
Tightening torque	0.6 ... 0.8 Nm
Stripping length	8 mm
Internal cylindrical gage	A4
Connection in acc. with standard	IEC 60947-7-1
Conductor cross section rigid	0.2 mm² ... 6 mm²
Cross section AWG	24 ... 10 (converted acc. to IEC)
Conductor cross section flexible	0.2 mm² ... 4 mm²
Conductor cross section, flexible [AWG]	24 ... 12 (converted acc. to IEC)
Conductor cross-section flexible (ferrule without plastic sleeve)	0.25 mm² ... 4 mm²
Flexible conductor cross section (ferrule with plastic sleeve)	0.25 mm² ... 2.5 mm²
Cross-section with insertion bridge, rigid	4 mm²
Cross-section with insertion bridge, flexible	4 mm²
2 conductors with same cross section, solid	0.2 mm² ... 1.5 mm²
2 conductors with same cross section, flexible	0.2 mm² ... 1.5 mm²
2 conductors with same cross section, flexible, with ferrule without plastic sleeve	0.25 mm² ... 1.5 mm²
2 conductors with the same cross section, flexible, with TWIN ferrule with plastic sleeve	0.5 mm² ... 2.5 mm²
Nominal current	32 A

Maximum load current	41 A (with 6 mm² conductor cross section)
Nominal voltage	800 V
Nominal cross section	4 mm²

Ex data

Rated data (ATEX/IECEx)

Identification	Ⓔx II 2 GD Ex eb IIC Gb
Operating temperature range	-60 °C ... 110 °C
Ex-certified accessories	3003020 D-UK 4/10
	3006027 D-UK 16
	3003224 ATP-UK
	1212587 SF-SL 0,6X3,5-100 S-VDE
	1201442 E/UK
List of bridges	Fixed bridge / FB 2- 6-EX / 0201456
	Fixed bridge / FB 3- 6-EX / 0201469
	Fixed bridge / FB 10- 6-EX / 0201281
Bridge data	27.5 A / 4 mm²
List of bridges	Fixed bridge / FBI 10- 6-EX / 0203519
Bridge data	28.5 A / 4 mm²
List of bridges	Chain bridge / KB- 6-EX / 0201485
Bridge data	28 A / 4 mm²
List of bridges	Chain bridge / KBI- 6-EX / 0711849
Bridge data	28 A / 4 mm²
List of bridges	Cross connection bar / FB-150 METER / 0201595
	Cross connection bar / ZSR-EX / 0200017
Bridge data	26 A / 4 mm²
Ex temperature increase	40 K (30 A / 4 mm²)
Rated voltage	690 V (NS 35)
for bridging with bridge	550 V (NS 32)
- At bridging between non-adjacent terminal blocks	176 V
Rated insulation voltage	630 V (NS 35)
	500 V (NS 32)
output	(Permanent)

Ex level General

Rated current	27 A
Maximum load current	35 A
Contact resistance	0.37 mΩ

Ex connection data General

Torque range	0.6 Nm ... 0.8 Nm
Nominal cross section	4 mm²
Rated cross section AWG	12
Connection capacity rigid	0.2 mm² ... 6 mm²

Connection capacity AWG	24 ... 10
Connection capacity flexible	0.2 mm² ... 4 mm²
Connection capacity AWG	24 ... 12
2 conductors with same cross section, solid	0.2 mm² ... 1.5 mm²
2 conductors with the same cross-section AWG rigid	24 ... 16
2 conductors with same cross section, stranded	0.2 mm² ... 1.5 mm²
2 conductors with the same cross-section AWG flexible	24 ... 16

Dimensions

Width	6.2 mm
End cover width	1.8 mm
Height	42.5 mm
Depth on NS 32	52 mm
Depth on NS 35/7,5	47 mm
Depth on NS 35/15	54.5 mm

Material specifications

Color	gray (RAL 7042)
Flammability rating according to UL 94	V0
Insulating material group	I
Insulating material	PA
Static insulating material application in cold	-60 °C
Relative insulation material temperature index (Elec., UL 746 B)	130 °C
Fire protection for rail vehicles (DIN EN 45545-2) R22	HL 1 - HL 3
Fire protection for rail vehicles (DIN EN 45545-2) R23	HL 1 - HL 3
Fire protection for rail vehicles (DIN EN 45545-2) R24	HL 1 - HL 3
Fire protection for rail vehicles (DIN EN 45545-2) R26	HL 1 - HL 3
Surface flammability NFPA 130 (ASTM E 162)	passed
Specific optical density of smoke NFPA 130 (ASTM E 662)	passed
Smoke gas toxicity NFPA 130 (SMP 800C)	passed

Electrical tests

Surge voltage test

Test voltage setpoint	8 kV
Result	Test passed

Temperature-rise test

Requirement temperature-rise test	Increase in temperature ≤ 45 K
Result	Test passed
Short-time withstand current 4 mm²	0.48 kA
Short-time withstand current 6 mm²	0.72 kA
Result	Test passed

Power-frequency withstand voltage

Test voltage setpoint	2 kV

Result	Test passed

Mechanical properties

Mechanical data

Open side panel	Yes

Mechanical tests

Mechanical strength

Result	Test passed

Attachment on the carrier

DIN rail/fixing support	NS 32/NS 35
Test force setpoint	1 N
Result	Test passed

Test for conductor damage and slackening

Rotation speed	10 rpm
Revolutions	135
Conductor cross section/weight	0.2 mm² / 0.2 kg
	4 mm² / 0.9 kg
	6 mm² / 1.4 kg
Result	Test passed

Environmental and real-life conditions

Needle-flame test

Time of exposure	30 s
Result	Test passed

Oscillation/broadband noise

Specification	DIN EN 50155 (VDE 0115-200):2018-05
Spectrum	Service life test category 1, class B, body mounted
ASD level	1.857 $(m/s^2)^2/Hz$
Acceleration	0.8g
Test duration per axis	5 h
Test directions	X-, Y- and Z-axis
Result	Test passed

Shocks

Specification	DIN EN 50155 (VDE 0115-200):2018-05
Pulse shape	Half-sine
Acceleration	5g (10-150-10 Hz)
Shock duration	30 ms
Number of shocks per direction	3
Test directions	X-, Y- and Z-axis (pos. and neg.)
Result	Test passed

Ambient conditions

Ambient temperature (operation)	-60 °C ... 110 °C (Operating temperature range incl. self-heating; for max. short-term operating temperature, see RTI Elec.)
Ambient temperature (storage/transport)	-25 °C ... 60 °C (for a short time, no longer than 24 h, -60°C to +70°C)
Ambient temperature (assembly)	-5 °C ... 70 °C
Ambient temperature (actuation)	-5 °C ... 70 °C
Permissible humidity (operation)	20 % ... 90 %
Permissible humidity (storage/transport)	30 % ... 70 %

Standards and regulations

Connection in acc. with standard	IEC 60947-7-1

Mounting

Mounting type	NS 35/7,5
	NS 35/15
	NS 32

Drawings

Circuit diagram



Approvals

To download certificates, visit the product detail page: https://www.phoenixcontact.com/us/products/3004362

DNV
Approval ID: TAE00001CT

CSA
Approval ID: 13631

	Nominal voltage U_N	Nominal current I_N	Cross section AWG	Cross section mm^2
	600 V	30 A	28 - 10	-

IECEE CB Scheme
Approval ID: NL-83812

	Nominal voltage U_N	Nominal current I_N	Cross section AWG	Cross section mm^2
	800 V	32 A	-	0.2 - 4

EAC
Approval ID: RU C-DE.A*30.B.01742

cULus Recognized
Approval ID: E60425

	Nominal voltage U_N	Nominal current I_N	Cross section AWG	Cross section mm^2
Use group F				
	800 V	30 A	30 - 10	-

KEMA-KEUR
Approval ID: 71-125614

	Nominal voltage U_N	Nominal current I_N	Cross section AWG	Cross section mm^2
	800 V	32 A	-	0.2 - 4

NK
Approval ID: 09 ME 141

ATEX
Approval ID: KEMA98ATEX1651U

cUL Recognized
Approval ID: E192998

	Nominal voltage U_N	Nominal current I_N	Cross section AWG	Cross section mm^2
	600 V	30 A	30 - 10	-

EAC Ex
Approval ID: RU C-DE.HA91.B.00066

GL
Approval ID: 98876-96 HH

	Nominal voltage U_N	Nominal current I_N	Cross section AWG	Cross section mm^2
EEx e II part certificate	690 V	32.5 A	-	- 4

IECEx
Approval ID: IECEx KEM 06.0034U

UL Recognized
Approval ID: E192998

	Nominal voltage U_N	Nominal current I_N	Cross section AWG	Cross section mm^2
	600 V	30 A	30 - 10	-

CCC
Approval ID: 2020322313000623

DNV GL-EX
Approval ID: TAE00003K6

	Nominal voltage U_N	Nominal current I_N	Cross section AWG	Cross section mm^2
EEx e II part certificate	440 V	32 A	-	- 2.5

UKCA-EX
Approval ID: DEKRA 21UKEX0306U

cULus Recognized

Classifications

ECLASS

ECLASS-11.0	27141120
ECLASS-13.0	27250101

ETIM

ETIM 9.0	EC000897

UNSPSC

UNSPSC 21.0	39121400

Environmental product compliance

EU RoHS

Fulfills EU RoHS substance requirements	Yes
Exemption	6(c)

China RoHS

Environment friendly use period (EFUP)	EFUP-50
	An article-related China RoHS declaration table can be found in the download area for the respective article under "Manufacturer declaration". For all articles with EFUP-E, no China RoHS declaration table issued and required.

EU REACH SVHC

REACH candidate substance (CAS No.)	Lead(CAS: 7439-92-1)
SCIP	a89eec77-ff9c-4681-9765-49b14e995a72

Accessories

Note: Applying some accessories below might limit this product.

IS-K 4 - Bridge bar isolator

1302338

https://www.phoenixcontact.com/us/products/1302338



Bridge bar isolator, color: gray

ISSBI 10- 6 - Bridge

0301505

https://www.phoenixcontact.com/us/products/0301505



Bridge, pitch: 6 mm, number of positions: 10, color: silver

Max. current carrying capacity: 30 A

LB 10-6 BU - Bridge

0202280

https://www.phoenixcontact.com/us/products/0202280



Bridge, pitch: 6 mm, number of positions: 10, color: blue

Max. current carrying capacity: 32 A

LB 10-6 GY - Bridge

0202358

https://www.phoenixcontact.com/us/products/0202358



Bridge, pitch: 6 mm, number of positions: 10, color: gray

Max. current carrying capacity: 32 A

LB 100-6 GY - Bridge

0202345

https://www.phoenixcontact.com/us/products/0202345



Bridge, pitch: 6 mm, number of positions: 100, color: gray

Max. current carrying capacity: 32 A

LB 100-6 BU - Bridge

0202303

https://www.phoenixcontact.com/us/products/0202303



Bridge, number of positions: 100, color: blue

Max. current carrying capacity: 32 A

KB- 6-EX - Chain bridge

0201485

https://www.phoenixcontact.com/us/products/0201485



Chain bridge, number of positions: 1, color: silver

Max. current carrying capacity: 32 A

FBI 2- 6 - Fixed bridge

0203438

https://www.phoenixcontact.com/us/products/0203438



Fixed bridge, pitch: 6.2 mm, number of positions: 2, color: silver

Max. current carrying capacity: 41 A

FBI 10- 6 - Fixed bridge

0203250

https://www.phoenixcontact.com/us/products/0203250



Fixed bridge, pitch: 6.2 mm, number of positions: 10, color: silver

Max. current carrying capacity: 41 A

FB 3- 6-EX - Fixed bridge

0201469

https://www.phoenixcontact.com/us/products/0201469



Fixed bridge, pitch: 6.2 mm, number of positions: 3, color: silver

Max. current carrying capacity: 41 A

FB 2- 6-EX - Fixed bridge

0201456

https://www.phoenixcontact.com/us/products/0201456



Fixed bridge, pitch: 6.2 mm, number of positions: 2, color: silver

Max. current carrying capacity: 41 A

FB 5- 6 - Fixed bridge

0201029

https://www.phoenixcontact.com/us/products/0201029



Fixed bridge, pitch: 6.2 mm, number of positions: 5, color: silver

Max. current carrying capacity: 41 A

FBI 100- 6 - Fixed bridge

0201650

https://www.phoenixcontact.com/us/products/0201650



Fixed bridge, pitch: 6.2 mm, number of positions: 100, color: silver

Max. current carrying capacity: 41 A

FBI 20- 6 - Fixed bridge

0201867

https://www.phoenixcontact.com/us/products/0201867



Fixed bridge, pitch: 6.2 mm, number of positions: 20, color: silver

Max. current carrying capacity: 41 A

FB 10- 6-EX - Fixed bridge

0201281

https://www.phoenixcontact.com/us/products/0201281



Fixed bridge, pitch: 6.2 mm, number of positions: 10, color: silver

Max. current carrying capacity: 41 A

FB 10- 6 - Fixed bridge

0201184

https://www.phoenixcontact.com/us/products/0201184



Fixed bridge, pitch: 6.2 mm, number of positions: 10, color: silver

Max. current carrying capacity: 41 A

EB 2- 6 - Insertion bridge

0201155

https://www.phoenixcontact.com/us/products/0201155

Insertion bridge, pitch: 6.2 mm, number of positions: 2, color: gray



Max. current carrying capacity: 32 A

EB 3- 6 - Insertion bridge

0201142

https://www.phoenixcontact.com/us/products/0201142

Insertion bridge, pitch: 6.2 mm, number of positions: 3, color: gray



Max. current carrying capacity: 32 A

EB 10- 6 - Insertion bridge

0201139

https://www.phoenixcontact.com/us/products/0201139



Insertion bridge, pitch: 6.2 mm, number of positions: 10, color: gray

Max. current carrying capacity: 32 A

USBRJ 2-7 - Switching jumper

2305538

https://www.phoenixcontact.com/us/products/2305538



Switching jumper, number of positions: 2, color: silver

Max. current carrying capacity: 34 A

Only to be used in conjunction with a bridge element.

LB 100-6 RD - Bridge

0202316

https://www.phoenixcontact.com/us/products/0202316



Bridge, number of positions: 100, color: red

Max. current carrying capacity: 32 A

LB 10-6 RD - Bridge

0202293

https://www.phoenixcontact.com/us/products/0202293



Bridge, pitch: 6 mm, number of positions: 10, color: red

Max. current carrying capacity: 32 A

USBR 2-7 - Switching jumper

2303239

https://www.phoenixcontact.com/us/products/2303239



Switching jumper, pitch: 7 mm, number of positions: 2, color: silver

WS 4- 6 - Warning label

1004209

https://www.phoenixcontact.com/us/products/1004209

Warning plate, with 2 plastic screws, across 4 terminal blocks, pitch 6 mm



WS 5- 6 - Warning label

1004403

https://www.phoenixcontact.com/us/products/1004403

Warning plate, with 2 plastic screws, across 5 terminal blocks, pitch 6 mm



ZSR - Screw

2303608

https://www.phoenixcontact.com/us/products/2303608

Screw



ZSR-EX - Screw

0200017

https://www.phoenixcontact.com/us/products/0200017

Screw



FB-150 METER - Fixed bridge

0201595

https://www.phoenixcontact.com/us/products/0201595



Cross connection rail, for fixed bridging of identical inputs and outputs, made of Cu, nickel-plated, 1 m long

KSS 6 - Short-circuit connector

0301547

https://www.phoenixcontact.com/us/products/0301547



Short-circuit connector, pitch: 6 mm, number of positions: 2, color: black

KSS 3- 6 - Short-circuit connector

0309523

https://www.phoenixcontact.com/us/products/0309523



Short-circuit connector, pitch: 6 mm, number of positions: 3, color: black

PS-UK 2,5 B/Z-6 - Test plug

3001239

https://www.phoenixcontact.com/us/products/3001239



Test plug, number of positions: 1, color: red

PS-UK 2,5 B/E - Test plug

3001132

https://www.phoenixcontact.com/us/products/3001132



Test plug, number of positions: 1, color: red

RPS - Reducing plug

0201647

https://www.phoenixcontact.com/us/products/0201647



Reducing plug, number of positions: 1, color: gray

STL 10N/5N - Step bracket

0204110

https://www.phoenixcontact.com/us/products/0204110



Step bracket, pitch: 5 mm, number of positions: 2, color: silver

STL 35/ 5 - Step bracket

0204107

https://www.phoenixcontact.com/us/products/0204107



Step bracket, pitch: 5 mm, number of positions: 2, color: silver

TS-K - Separating plate

1302215

https://www.phoenixcontact.com/us/products/1302215



Separating plate, depth: 22 mm, width: 0.5 mm, height: 22 mm, color: gray

ATP-UK - Partition plate

3003224

https://www.phoenixcontact.com/us/products/3003224



Partition plate, depth: 45.7 mm, width: 1.5 mm, height: 56 mm, color: gray

SBS 6:UNBEDRUCKT - Marker card

1007222

https://www.phoenixcontact.com/us/products/1007222



Marker card, Card, white, unlabeled, can be labeled with: Marker pen, mounting type: snapped, snap into flat marker groove, for terminal block width: 6 mm, lettering field size: 6 x 6.1 mm, Number of individual labels: 250

WS 3- 6 - Warning label

1004115

https://www.phoenixcontact.com/us/products/1004115

Warning plate, with 2 plastic screws, across 3 terminal blocks, pitch 6 mm



D-UK 4/10 - End cover

3003020

https://www.phoenixcontact.com/us/products/3003020

End cover, depth: 35.9 mm, width: 1.8 mm, height: 42.5 mm, color: gray



NS 32 PERF 2000MM-VPE 10 - DIN rail perforated

1201002

https://www.phoenixcontact.com/us/products/1201002



DIN rail perforated, Pack of 10 (20 m), acc. to EN 60715, material: Steel, galvanized, passivated with a thick layer, G profile, color: silver

NS 32 UNPERF 2000MM-VPE 10 - DIN rail, unperforated

1201015

https://www.phoenixcontact.com/us/products/1201015



DIN rail, unperforated, Pack of 10 (20 m), acc. to EN 60715, material: Steel, galvanized, passivated with a thick layer, G profile, color: silver

NS 35/ 7,5 PERF 2000MM - DIN rail perforated

0801733

https://www.phoenixcontact.com/us/products/0801733



DIN rail perforated, Pack of 25 (50 m), acc. to EN 60715, material: Steel, galvanized, passivated with a thick layer, Standard profile, color: silver

NS 35/ 7,5 UNPERF 2000MM - DIN rail, unperforated

0801681

https://www.phoenixcontact.com/us/products/0801681



DIN rail, unperforated, Pack of 25 (50 m), acc. to EN 60715, material: Steel, galvanized, passivated with a thick layer, Standard profile, color: silver

NS 35/ 7,5 WH PERF 2000MM - DIN rail perforated

1204119

https://www.phoenixcontact.com/us/products/1204119



DIN rail perforated, Pack of 25 (50 m), acc. to EN 60715, material: Steel, Galvanized, white passivated, Standard profile, color: silver

NS 35/ 7,5 WH UNPERF 2000MM-VPE 10 - DIN rail, unperforated

1204122

https://www.phoenixcontact.com/us/products/1204122



DIN rail, unperforated, Pack of 10 (20 m), acc. to EN 60715, material: Steel, Galvanized, white passivated, Standard profile, color: silver

NS 35/ 7,5 AL UNPERF 2000MM - DIN rail, unperforated

0801704

https://www.phoenixcontact.com/us/products/0801704



DIN rail, unperforated, Pack of 25 (50 m), acc. to EN 60715, material: Aluminum, uncoated, Standard profile, color: silver

NS 35/ 7,5 ZN PERF 2000MM - DIN rail perforated

1206421

https://www.phoenixcontact.com/us/products/1206421



DIN rail perforated, Pack of 25 (50 m), acc. to EN 60715, material: Steel, galvanized, Standard profile, color: silver

NS 35/ 7,5 ZN UNPERF 2000MM - DIN rail, unperforated

1206434

https://www.phoenixcontact.com/us/products/1206434



DIN rail, unperforated, Pack of 25 (50 m), acc. to EN 60715, material: Steel, galvanized, Standard profile, color: silver

NS 35/ 7,5 CU UNPERF 2000MM-VPE 10 - DIN rail, unperforated

0801762

https://www.phoenixcontact.com/us/products/0801762



DIN rail, unperforated, Pack of 10 (20 m), acc. to EN 60715, material: Copper, uncoated, Standard profile, color: copper-colored

NS 35/ 7,5 CAP - End cap

1206560

https://www.phoenixcontact.com/us/products/1206560

DIN rail end piece, for DIN rail NS 35/7.5



NS 35/15 PERF 2000MM - DIN rail perforated

1201730

https://www.phoenixcontact.com/us/products/1201730



DIN rail perforated, Pack of 25 (50 m), similar to EN 60715, material: Steel, galvanized, passivated with a thick layer, Standard profile, color: silver

NS 35/15 UNPERF 2000MM - DIN rail, unperforated

1201714

https://www.phoenixcontact.com/us/products/1201714



DIN rail, unperforated, Pack of 25 (50 m), similar to EN 60715, material: Steel, galvanized, passivated with a thick layer, Standard profile, color: silver

NS 35/15 WH PERF 2000MM - DIN rail perforated

0806602

https://www.phoenixcontact.com/us/products/0806602



DIN rail perforated, Pack of 25 (50 m), similar to EN 60715, material: Steel, Galvanized, white passivated, Standard profile, color: white

NS 35/15 WH UNPERF 2000MM-VPE 10 - DIN rail, unperforated

1204135

https://www.phoenixcontact.com/us/products/1204135



DIN rail, unperforated, Pack of 10 (20 m), similar to EN 60715, material: Steel, Galvanized, white passivated, Standard profile, color: silver

NS 35/15 AL UNPERF 2000MM - DIN rail, unperforated

1201756

https://www.phoenixcontact.com/us/products/1201756



DIN rail, unperforated, similar to EN 60715, material: Aluminum, uncoated, Standard profile, color: silver

NS 35/15 ZN PERF 2000MM - DIN rail perforated

1206599

https://www.phoenixcontact.com/us/products/1206599



DIN rail perforated, Pack of 25 (50 m), similar to EN 60715, material: Steel, galvanized, Standard profile, color: silver

NS 35/15 ZN UNPERF 2000MM - DIN rail, unperforated

1206586

https://www.phoenixcontact.com/us/products/1206586



DIN rail, unperforated, Pack of 25 (50 m), similar to EN 60715, material: Steel, galvanized, Standard profile, color: silver

NS 35/15 CU UNPERF 2000MM-VPE 10 - DIN rail, unperforated

1201895

https://www.phoenixcontact.com/us/products/1201895



DIN rail, unperforated, Pack of 10 (20 m), similar to EN 60715, material: Copper, uncoated, Standard profile, color: copper-colored

NS 35/15 CAP - End cap

1206573

https://www.phoenixcontact.com/us/products/1206573

DIN rail end piece, for DIN rail NS 35/15



NS 35/15-2,3 UNPERF 2000MM-VPE 10 - DIN rail, unperforated

1201798

https://www.phoenixcontact.com/us/products/1201798



DIN rail, unperforated, Pack of 10 (20 m), acc. to EN 60715, material: Steel, galvanized, passivated with a thick layer, Standard profile 2.3 mm, color: silver

ZB 6:UNBEDRUCKT - Zack marker strip

1051003

https://www.phoenixcontact.com/us/products/1051003



Zack marker strip, Strip, white, unlabeled, can be labeled with: PLOTMARK, CMS-P1-PLOTTER, mounting type: snapped, for terminal block width: 6.2 mm, lettering field size: 6.15 x 10.5 mm, Number of individual labels: 10

ZB 6 CUS - Zack marker strip

0824992

https://www.phoenixcontact.com/us/products/0824992



Zack marker strip, can be ordered: Strip, white, labeled according to customer specifications, mounting type: snap into tall marker groove, for terminal block width: 6.2 mm, lettering field size: 6.15 x 10.5 mm, Number of individual labels: 10

ZB 6,LGS:FORTL.ZAHLEN - Zack marker strip

1051016

https://www.phoenixcontact.com/us/products/1051016



Zack marker strip, Strip, white, labeled, can be labeled with: CMS-P1-PLOTTER, printed horizontally: consecutive numbers 1 ... 10, 11 ... 20, etc. up to 491 ... 500, mounting type: snapped, for terminal block width: 6.2 mm, lettering field size: 6.15 x 10.5 mm, Number of individual labels: 10

ZB 6,QR:FORTL.ZAHLEN - Zack marker strip

1051029

https://www.phoenixcontact.com/us/products/1051029



Zack marker strip, Strip, white, labeled, can be labeled with: CMS-P1-PLOTTER, Printed vertically: consecutive numbers 1 ... 10, 11 ... 20, etc. up to 491 ... 500, mounting type: snapped, for terminal block width: 6.2 mm, lettering field size: 6. 15 x 10.5 mm, Number of individual labels: 10

ZB 6,LGS:GLEICHE ZAHLEN - Zack marker strip

1051032

https://www.phoenixcontact.com/us/products/1051032



Zack marker strip, Strip, white, labeled, can be labeled with: CMS-P1-PLOTTER, printed horizontally: Identical numbers 1 or 2, etc. up to 100, mounting type: snapped, for terminal block width: 6.2 mm, lettering field size: 6.15 x 10.5 mm, Number of individual labels: 10

ZB 6,LGS:L1-N,PE - Marker for terminal blocks

1051414

https://www.phoenixcontact.com/us/products/1051414



Marker for terminal blocks, Strip, white, labeled, can be labeled with: CMS-P1-PLOTTER, horizontal: L1, L2, L3, N, PE, L1, L2, L3, N, PE, mounting type: snapped, for terminal block width: 6.2 mm, lettering field size: 6.15 x 10.5 mm, Number of individual labels: 10

ZB 6,LGS:U-N - Marker for terminal blocks

1051430

https://www.phoenixcontact.com/us/products/1051430



Marker for terminal blocks, Strip, white, labeled, can be labeled with: CMS-P1-PLOTTER, printed horizontally: U, V, W, N, GND, U, V, W, N, GND, mounting type: snapped, for terminal block width: 6.2 mm, lettering field size: 6.15 x 10. 5 mm, Number of individual labels: 10

UC-TM 6 - Marker for terminal blocks

0818085

https://www.phoenixcontact.com/us/products/0818085



Marker for terminal blocks, Sheet, white, unlabeled, can be labeled with: BLUEMARK ID COLOR, BLUEMARK ID, BLUEMARK CLED, PLOTMARK, CMS-P1-PLOTTER, mounting type: snapped, for terminal block width: 6.2 mm, lettering field size: 5.6 x 10.5 mm, Number of individual labels: 80

UC-TM 6 CUS - Marker for terminal blocks

0824589

https://www.phoenixcontact.com/us/products/0824589



Marker for terminal blocks, can be ordered: by sheet, white, labeled according to customer specifications, mounting type: snap into tall marker groove, for terminal block width: 6.2 mm, lettering field size: 5.6 x 10.5 mm, Number of individual labels: 80

UCT-TM 6 - Marker for terminal blocks

0828736

https://www.phoenixcontact.com/us/products/0828736



Marker for terminal blocks, Sheet, white, unlabeled, can be labeled with: TOPMARK NEO, TOPMARK LASER, BLUEMARK ID COLOR, BLUEMARK ID, BLUEMARK CLED, THERMOMARK PRIME, THERMOMARK CARD 2.0, THERMOMARK CARD, mounting type: snapped, for terminal block width: 6.2 mm, lettering field size: 5.6 x 10.5 mm, Number of individual labels: 60

UCT-TM 6 CUS - Marker for terminal blocks

0829602

https://www.phoenixcontact.com/us/products/0829602



Marker for terminal blocks, can be ordered: by sheet, white, labeled according to customer specifications, mounting type: snap into tall marker groove, for terminal block width: 6.2 mm, lettering field size: 5.6 x 10.5 mm, Number of individual labels: 60

MPS-MT - Test plug

0201744

https://www.phoenixcontact.com/us/products/0201744



Test plug, with solder connection up to 1 mm^2 conductor cross section, number of positions: 1, color: gray

MPS-IH WH - Insulating sleeve

0201663

https://www.phoenixcontact.com/us/products/0201663

Insulating sleeve, color: white



MPS-IH RD - Insulating sleeve

0201676

https://www.phoenixcontact.com/us/products/0201676

Insulating sleeve, color: red



MPS-IH BU - Insulating sleeve

0201689

https://www.phoenixcontact.com/us/products/0201689

Insulating sleeve, color: blue



MPS-IH YE - Insulating sleeve

0201692

https://www.phoenixcontact.com/us/products/0201692

Insulating sleeve, color: yellow



MPS-IH GN - Insulating sleeve

0201702

https://www.phoenixcontact.com/us/products/0201702

Insulating sleeve, color: green



MPS-IH GY - Insulating sleeve

0201728

https://www.phoenixcontact.com/us/products/0201728

Insulating sleeve, color: gray



MPS-IH BK - Insulating sleeve

0201731

https://www.phoenixcontact.com/us/products/0201731

Insulating sleeve, color: black



PSBJ 3/13/4 - Test plug strip

0201304

https://www.phoenixcontact.com/us/products/0201304



Test plug strip, number of positions: 1, color: silver

PSB 3/10/4 - Test plug strip

0601292

https://www.phoenixcontact.com/us/products/0601292



Test plug strip, number of positions: 1, color: silver

EA 5 - Cover

1024014

https://www.phoenixcontact.com/us/products/1024014

Cover, material: ABS, color: transparent



EA 5-WS - Cover

1024085

https://www.phoenixcontact.com/us/products/1024085

Single covers, for covering one terminal block, with black symbol (lightning flash)
snap fit, color: transparent/yellow



SF-SL 0,6X3,5-100 S-VDE - Screwdriver

1212587

https://www.phoenixcontact.com/us/products/1212587



Actuation tool, for ST terminal blocks, VDE insulated, with slimmer insulation integrated in the blade, also suitable for use as a bladed screwdriver, size: 0.6 x 3.5 x 100 mm, 2-component grip, with non-slip grip

PROJECT COMPLETE - Software

1050453

https://www.phoenixcontact.com/us/products/1050453



Intuitive planning and marking software for configuring terminal strips and for professional marking of marking materials for terminal blocks, conductors, cables, devices, and systems. The software is available for download

Phoenix Contact 2024 © - all rights reserved
https://www.phoenixcontact.com

Phoenix Contact USA
586 Fulling Mill Road
Middletown, PA 17057, United States
(+717) 944-1300
info@phoenixcon.com