Innovative Service Around the Globe YAGEO

DATA SHEET

WIRELESS COMPONENTS

Ceramic Patch Antenna

ANT1818B00BT1516S

GPS & GLONASS

SMD 18 × 18 × 4 mm



Product Specification –April 28, 2015 V.0

YAGEO Phycomp

FEATURES

- Support GPS & GLONASS system
- High radiation efficiency
- Reflow process compatible
- RoHS compliant

APPLICATIONS

- Navigation device
- Telematics box
- Fleet management

ORDERING INFORMATION

All part numbers are identified by the series, packing type, material, size, antenna type, working frequency and packing quantity.

PART NUMBER

ANT	**1818**	**B**	**00B**	**T**	**1516S**
(1)	(2)	(3)	(4)	(5)	(6)

(1) PRODUCT

ANT = Antenna

(2) SIZE

1818 = 18 ×18 mm

(3) ANTENNA TYPE

B = Bulk Antenna

(4) SERIAL NO.

00B

(5) PACKING STYLE

T = Tray

(6) WORKING FREQUENCY

1516 = 1.575/1.602 GHz

PHYCOMP CTC

CAN43934240B1561B

12NC

43934240B156

SPECIFICATION

Table 1

DESCRIPTION	VALUE
Operating Frequency	1575~1606 MHz
Bandwidth	GPS: 7 MHz(Typ.) Glonass: 7 MHz(Typ.)
Gain	GPS: 1.89 dBi (Typ.) Glonass: 2.59 dBi (Typ.)
VSWR	2.0 Max.
Polarization	RHCP
Axis Ratio	≦ 12 dB
Impedance	50 Ω
Operating Temperature	-40~105 °C

NOTE

1. Based on 50×50mm² square ground plane.
2. Centre frequency will be offset to working frequency while changes of customer's housing and ground plane.
3. Please contact local sales if you need customized design to gain optimum antenna performance.

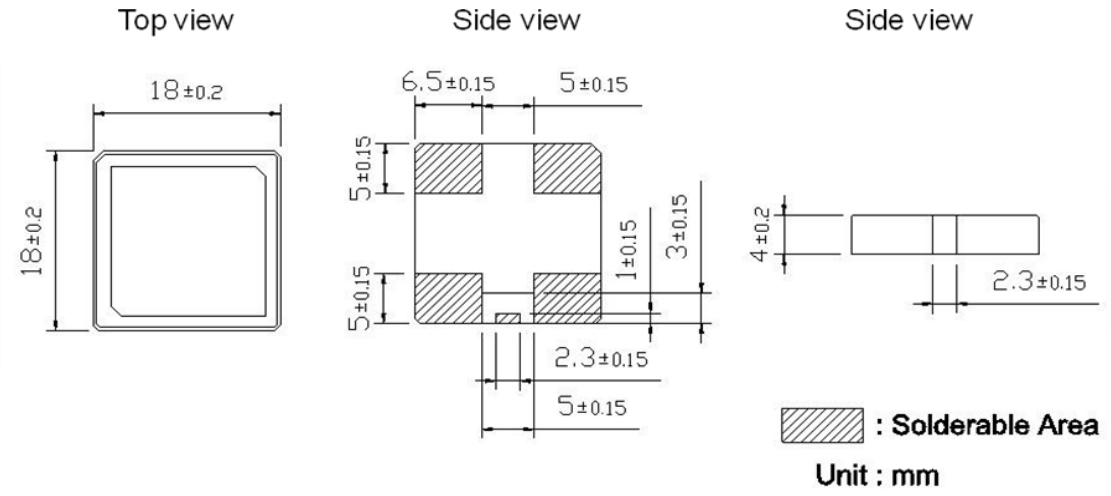

Fig. 1 Mechanical Data

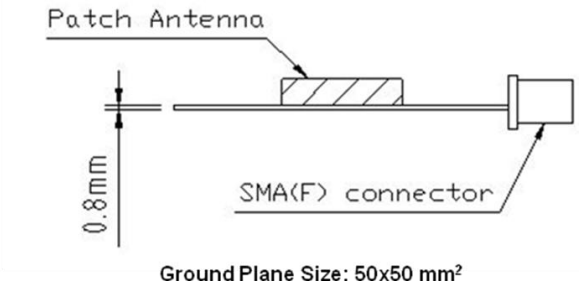

Fig. 2 Evaluation Board

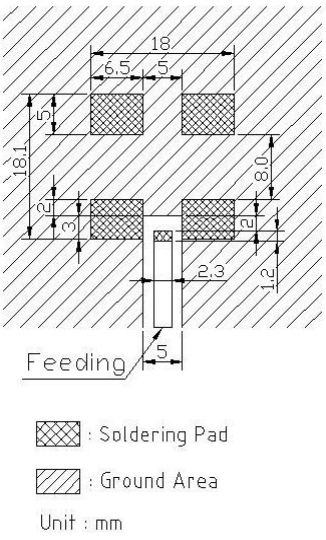

Fig. 3 Footprint

ELECTRICAL PERFORMANCES

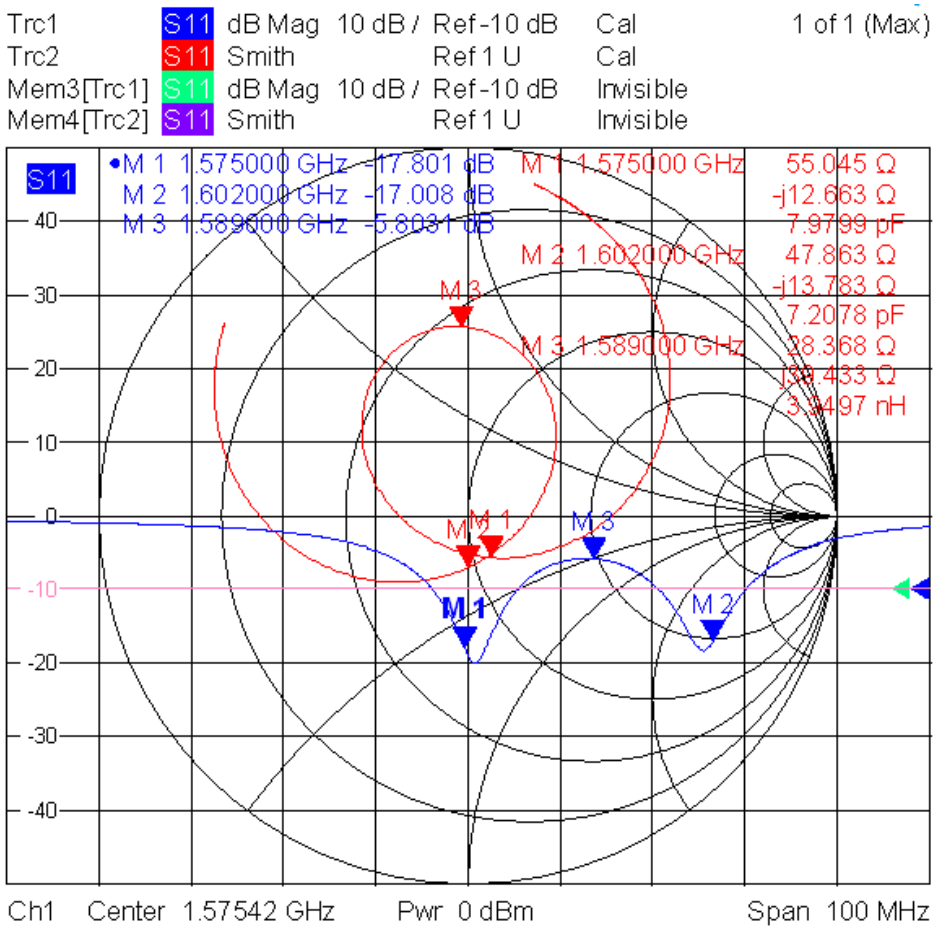

Fig. 4 Return loss

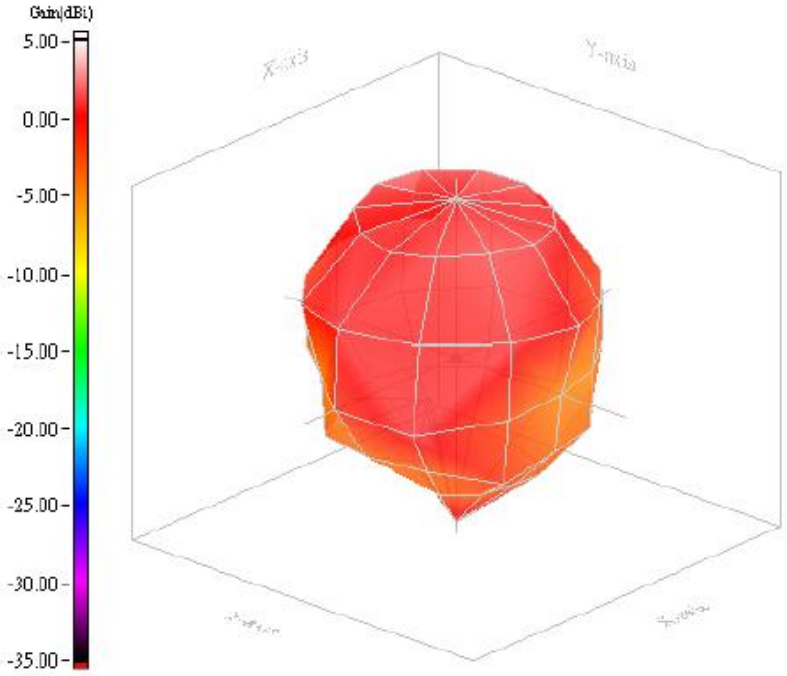

3D radiation pattern

Fig. 5
Radiation Pattern (Frequency = 1575MHz)

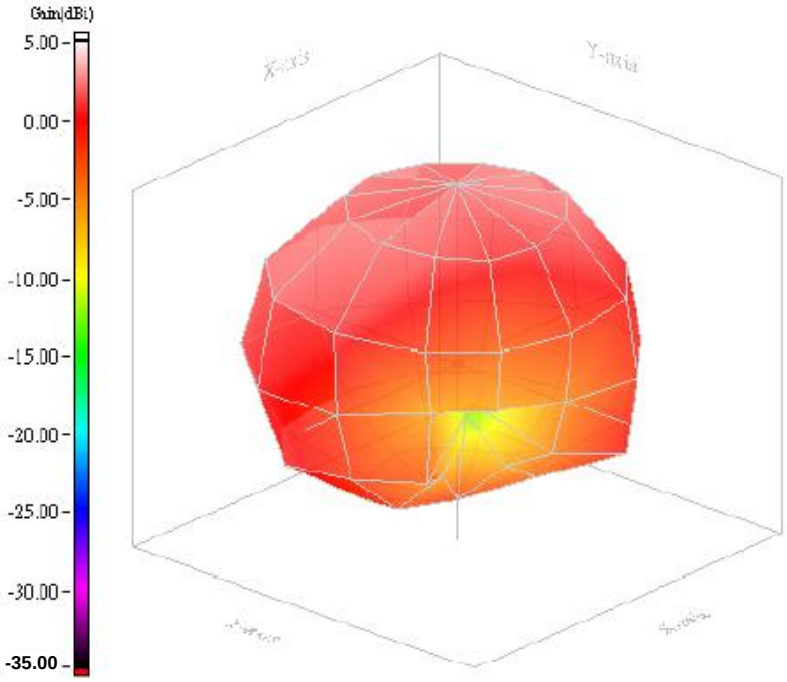

3D radiation pattern

Fig. 6
Radiation Pattern (Frequency = 1602MHz)

REVISION HISTORY

REVISION	DATE	CHANGE NOTIFICATION	DESCRIPTION
Version 0	Apr. 21, 2015	-	- New data sheet for Patch antenna, SMD Feed size 18×18×4 mm