Chip Inductor

ASCQ Series - ISO9001 | ISO14001 | IATF16949

Pulse
a YAGEO company



Noise Suppression | Shield | Multilayer | Ceramic | High Frequency

Part Numbering

A	SCQ	00	060303	1N0	B	00
Grade	Series Name	Control Code	Dimensions Code (mm)	Inductance (nH)	Tolerance	Internal Code
			060303 0.6x0.3x0.3	0N6 0.6	B ±0.1nH	
				1N0 1.0	C ±0.2nH	
				10N 10	H ±3%	

This specification applies to Multilayer Chip Inductors for Automotive Electronics based on AEC-Q200 except for Power train and Safety.

ASCQ00060303 Type

Dimensions

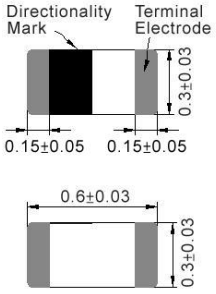

unit:mm

Recommended Land Pattern

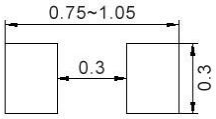

unit:mm

Electrical Characteristics

Part No.	Inductance (nH)	L,Q Test Freq.	Q Min.	SRF (MHz)Min.	RDC (Ω)Max.	IDC (mA)Max.	Tolerance (±%)
ASCQ000603030N6□00	0.6	500 MHz,500 mV	14	10000	0.06	900	B
ASCQ000603030N7□00	0.7	500 MHz,500 mV	14	10000	0.06	900	B
ASCQ000603030N8□00	0.8	500 MHz,500 mV	14	10000	0.06	900	B
ASCQ000603030N9□00	0.9	500 MHz,500 mV	14	10000	0.06	900	B
ASCQ000603031N0□00	1.0	500 MHz,500 mV	14	10000	0.07	850	B
ASCQ000603031N1□00	1.1	500 MHz,500 mV	14	10000	0.07	850	B
ASCQ000603031N2□00	1.20	500 MHz,500 mV	14	10000	0.08	800	B
ASCQ000603031N3□00	1.30	500 MHz,500 mV	14	10000	0.09	760	B
ASCQ000603031N4□00	1.40	500 MHz,500 mV	14	10000	0.12	640	B
ASCQ000603031N5□00	1.50	500 MHz,500 mV	14	10000	0.15	600	B
ASCQ000603031N6□00	1.60	500 MHz,500 mV	14	10000	0.19	510	B
ASCQ000603031N7□00	1.70	500 MHz,500 mV	14	10000	0.11	680	B
ASCQ000603031N8□00	1.80	500 MHz,500 mV	14	10000	0.12	640	B
ASCQ000603031N9□00	1.90	500 MHz,500 mV	14	10000	0.13	620	B
ASCQ000603032N0□00	2.00	500 MHz,500 mV	14	10000	0.15	600	B
ASCQ000603032N1□00	2.10	500 MHz,500 mV	14	10000	0.16	550	B
ASCQ000603032N2□00	2.20	500 MHz,500 mV	14	10000	0.20	500	B
ASCQ000603032N3□00	2.30	500 MHz,500 mV	14	10000	0.24	460	B
ASCQ000603032N4□00	2.4	500 MHz,500 mV	14	10000	0.26	430	B
ASCQ000603032N5□00	2.5	500 MHz,500 mV	14	10000	0.28	415	B
ASCQ000603032N6□00	2.6	500 MHz,500 mV	14	10000	0.30	405	B
ASCQ000603032N7□00	2.7	500 MHz,500 mV	14	10000	0.32	400	B
ASCQ000603032N8□00	2.8	500 MHz,500 mV	14	9500	0.20	500	B
ASCQ000603032N9□00	2.9	500 MHz,500 mV	14	9300	0.22	480	B
ASCQ000603033N0□00	3	500 MHz,500 mV	14	9100	0.24	460	B
ASCQ000603033N1□00	3.1	500 MHz,500 mV	14	8900	0.25	450	B
ASCQ000603033N2□00	3.2	500 MHz,500 mV	14	8700	0.28	415	B
ASCQ000603033N3□00	3.3	500 MHz,500 mV	14	8600	0.28	415	B
ASCQ000603033N4□00	3.4	500 MHz,500 mV	14	8400	0.29	410	B
ASCQ000603033N5□00	3.5	500 MHz,500 mV	14	8200	0.30	405	B
ASCQ000603033N6□00	3.6	500 MHz,500 mV	14	8100	0.32	400	B
ASCQ000603033N7□00	3.7	500 MHz,500 mV	14	8000	0.36	370	B

Note: When ordering, please specify tolerance code. Tolerance: B=±0.1nH / C=±0.2nH / H=±3%

1. Operating temperature range - 55℃ ~ 125℃
2. Applied the current to coils, the inductance shall be less than 10% initial value
3. Measure Equipment:
   L & Q: Agilent E4991A+Agilent 16197A
   SRF: Agilent E4991A or HP19196C
   RDC: HP4338B or CHEN HWA 502

ASCQ00060303 Type

Dimensions

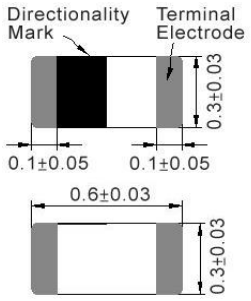

unit:mm

Recommended Land Pattern

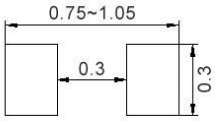

unit:mm

Electrical Characteristics

Part No.	Inductance (nH)	L,Q Test Freq.	Q Min.	SRF (MHz)Min.	RDC (Ω)Max.	IDC (mA)Max.	Tolerance (±%)
ASCQ000603033N8□00	3.8	500 MHz,500 mV	14	7800	0.40	355	B
ASCQ000603033N9□00	3.9	500 MHz,500 mV	14	7700	0.41	350	B
ASCQ000603034N3□00	4.3	500 MHz,500 mV	14	6500	0.48	320	C
ASCQ000603034N7□00	4.7	500 MHz,500 mV	14	6400	0.42	350	C
ASCQ000603035N1□00	5.1	500 MHz,500 mV	14	6100	0.45	330	C
ASCQ000603035N6□00	5.6	500 MHz,500 mV	14	5500	0.47	325	C
ASCQ000603036N2□00	6.2	500 MHz,500 mV	14	5100	0.52	305	C
ASCQ000603036N8□00	6.8	500 MHz,500 mV	14	4800	0.55	305	H
ASCQ000603037N5□00	7.5	500 MHz,500 mV	14	4600	0.55	305	H
ASCQ000603038N2□00	8.2	500 MHz,500 mV	14	4300	0.57	290	H
ASCQ000603039N1□00	9.1	500 MHz,500 mV	14	4000	0.65	270	H
ASCQ0006030310N□00	10	500 MHz,500 mV	14	3800	0.85	230	H
ASCQ0006030312N□00	12	500 MHz,500 mV	14	3300	0.85	230	H
ASCQ0006030315N□00	15	500 MHz,500 mV	14	2600	0.89	220	H
ASCQ0006030318N□00	18	500 MHz,500 mV	14	2300	1.05	205	H
ASCQ0006030322N□00	22	500 MHz,500 mV	14	1900	1.29	190	H

Note: When ordering, please specify tolerance code. Tolerance: B=±0.1nH / C=±0.2nH / H=±3%

1. Operating temperature range - 55℃ ~ 125℃
2. Applied the current to coils, the inductance shall be less than 10% initial value
3. Measure Equipment:
   L & Q: Agilent E4991A+Agilent 16197A
   SRF: Agilent E4991A or HP19196C
   RDC: HP4338B or CHEN HWA 502

ASCQ00060303 Type

Characteristics Graph

ASCQ000603030N6B00

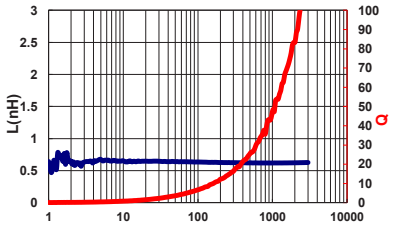

RDC<0.06Ω SRF:10000MHz IDC:900 mA

ASCQ000603030N7B00

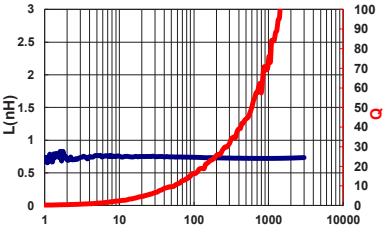

RDC<0.06Ω SRF:10000MHz IDC:900 mA

ASCQ000603030N8B00

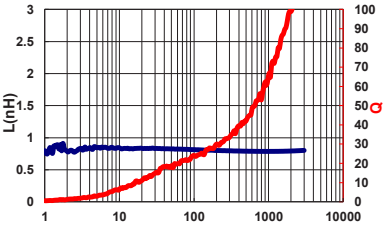

RDC<0.06Ω SRF:10000MHz IDC:900 mA

ASCQ000603030N9B00

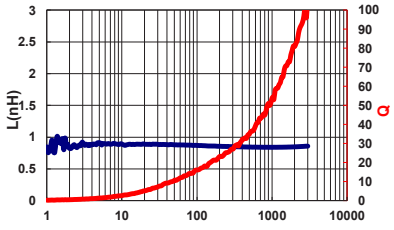

RDC<0.06Ω SRF:10000MHz IDC:900 mA

ASCQ000603031N0B00

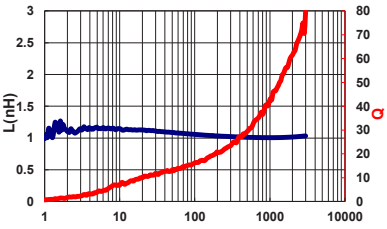

RDC<0.07Ω SRF:10000MHz IDC:850 mA

ASCQ000603031N1B00

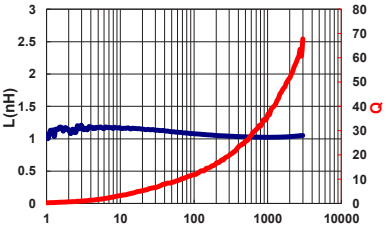

RDC<0.07Ω SRF:10000MHz IDC:850 mA

ASCQ000603031N2B00

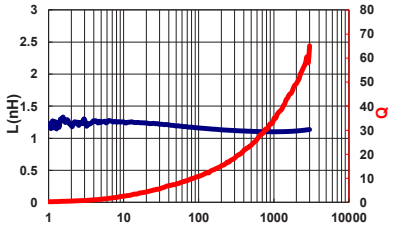

RDC<0.08Ω SRF:10000MHz IDC:800 mA

ASCQ000603031N3B00

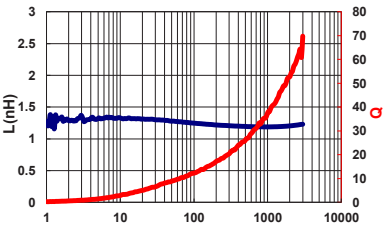

RDC<0.09Ω SRF:10000MHz IDC:760 mA

ASCQ000603031N4B00

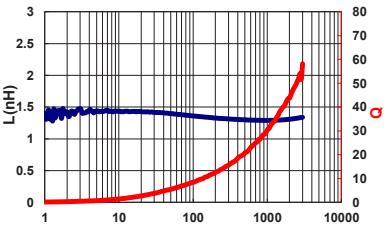

RDC<0.12Ω SRF:10000MHz IDC:640 mA

ASCQ000603031N5B00

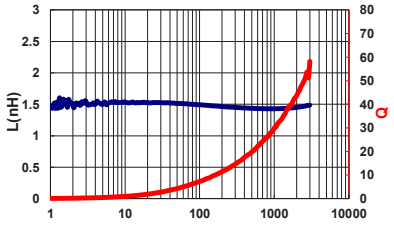

RDC<0.15Ω SRF:10000MHz IDC:600 mA

ASCQ000603031N6B00

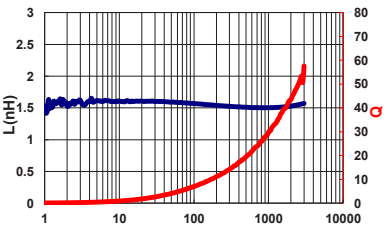

RDC<0.19Ω SRF:10000MHz IDC:510 mA

ASCQ000603031N7B00

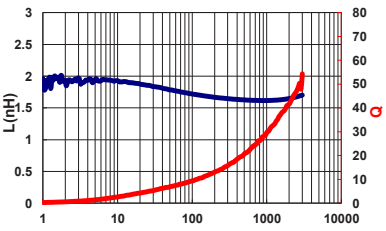

RDC<0.11Ω SRF:10000MHz IDC:680 mA

ASCQ000603031N8B00

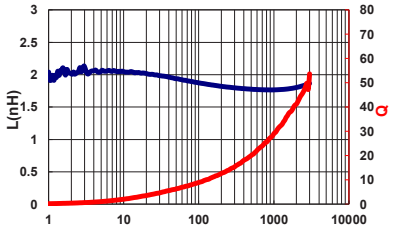

RDC<0.12Ω SRF:10000MHz IDC:640 mA

ASCQ000603031N9B00

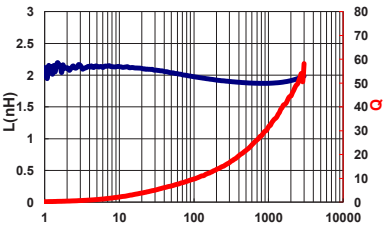

RDC<0.13Ω SRF:10000MHz IDC:620 mA

ASCQ000603032N0B00

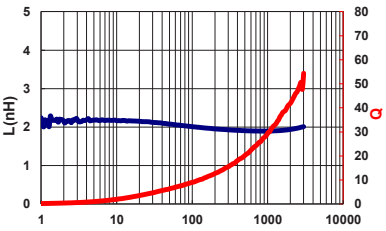

RDC<0.15Ω SRF:10000MHz IDC:600 mA

ASCQ00060303 Type

Characteristics Graph

ASCQ000603032N1B00

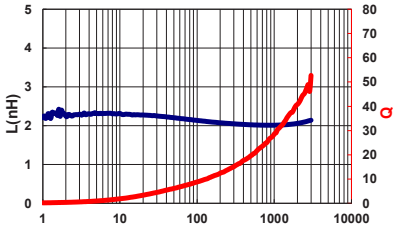

RDC<0.16Ω SRF:10000MHz IDC:550 mA

ASCQ000603032N2B00

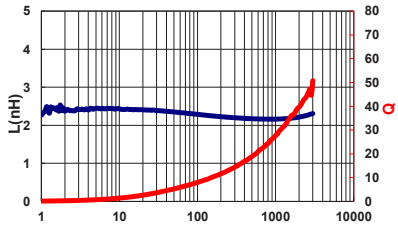

RDC<0.2Ω SRF:10000MHz IDC:500 mA

ASCQ000603032N3B00

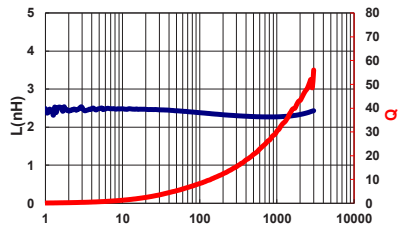

RDC<0.24Ω SRF:10000MHz IDC:460 mA

ASCQ000603032N4B00

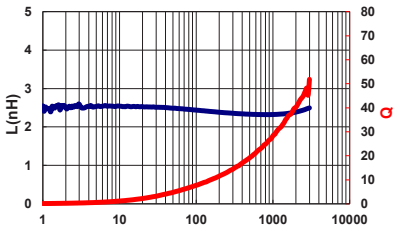

RDC<0.26Ω SRF:10000MHz IDC:430 mA

ASCQ000603032N5B00

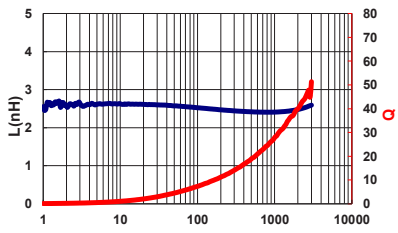

RDC<0.28Ω SRF:10000MHz IDC:415 mA

ASCQ000603032N6B00

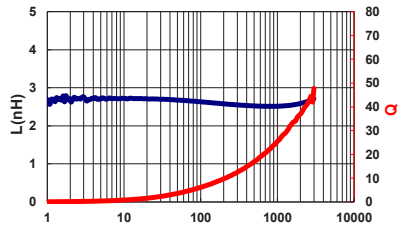

RDC<0.3Ω SRF:10000MHz IDC:405 mA

ASCQ000603032N7B00

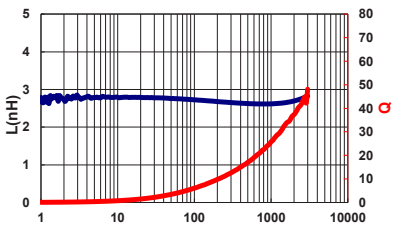

RDC<0.32Ω SRF:10000MHz IDC:400 mA

ASCQ000603032N8B00

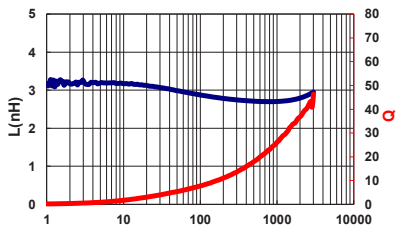

RDC<0.2Ω SRF:9500MHz IDC:500 mA

ASCQ000603032N9B00

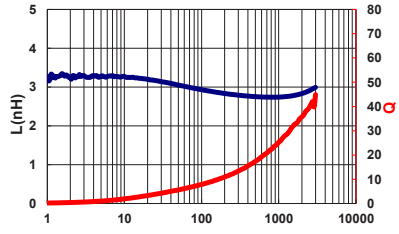

RDC<0.22Ω SRF:9300MHz IDC:480 mA

ASCQ000603033N0B00

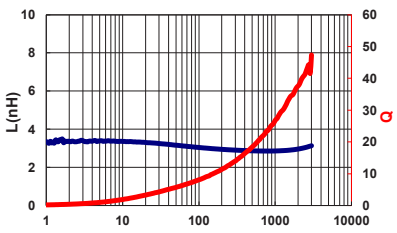

RDC<0.24Ω SRF:9100MHz IDC:460 mA

ASCQ000603033N1B00

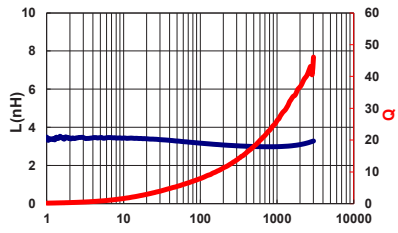

RDC<0.25Ω SRF:8900MHz IDC:450 mA

ASCQ000603033N2B00

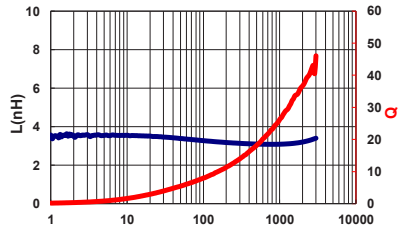

RDC<0.28Ω SRF:8700MHz IDC:415 mA

ASCQ000603033N3B00

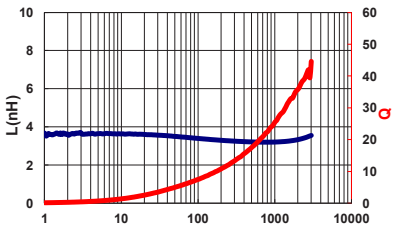

RDC<0.28Ω SRF:8600MHz IDC:415 mA

ASCQ000603033N4B00

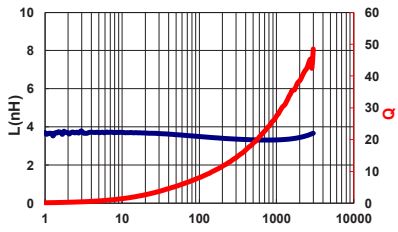

RDC<0.29Ω SRF:8400MHz IDC:410 mA

ASCQ000603033N5B00

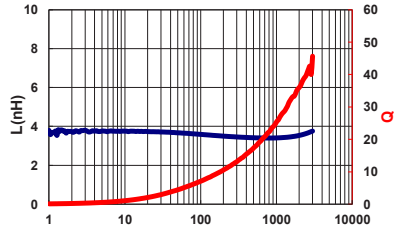

RDC<0.3Ω SRF:8200MHz IDC:405 mA

ASCQ00060303 Type

Characteristics Graph

ASCQ000603033N6B00

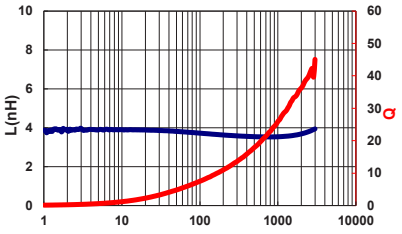

RDC<0.32Ω SRF:8100MHz IDC:400 mA

ASCQ000603033N7B00

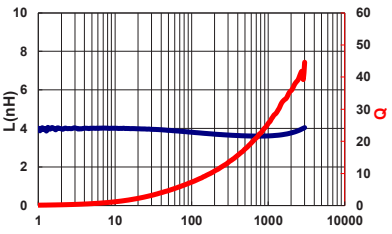

RDC<0.36Ω SRF:8000MHz IDC:370 mA

ASCQ000603033N8B00

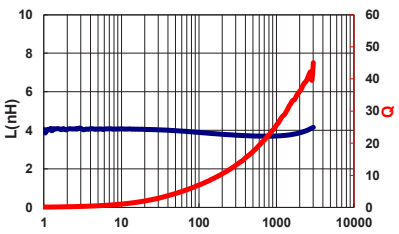

RDC<0.4Ω SRF:7800MHz IDC:355 mA

ASCQ000603033N9B00

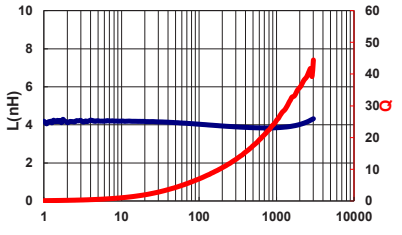

RDC<0.41Ω SRF:7700MHz IDC:350 mA

ASCQ000603034N3C00

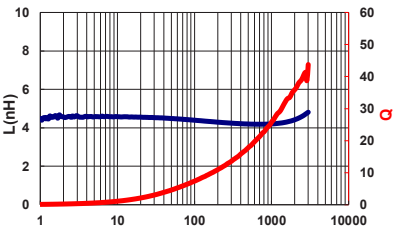

RDC<0.48Ω SRF:6500MHz IDC:320 mA

ASCQ000603034N7C00

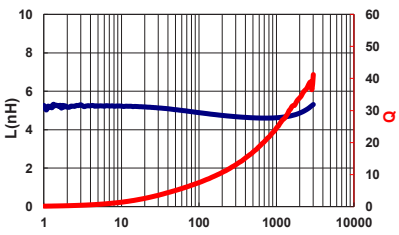

RDC<0.42Ω SRF:6400MHz IDC:350 mA

ASCQ000603035N1C00

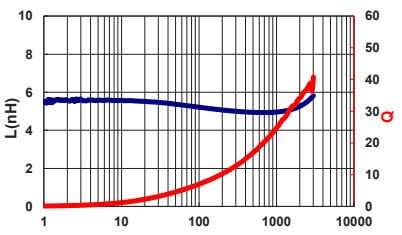

RDC<0.45Ω SRF:6100MHz IDC:330 mA

ASCQ000603035N6C00

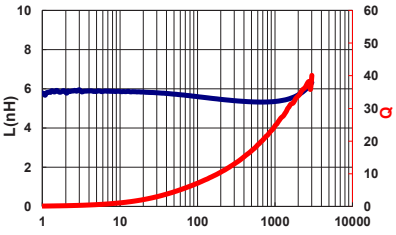

RDC<0.47Ω SRF:5500MHz IDC:325 mA

ASCQ000603036N2C00

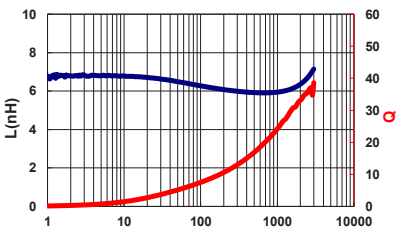

RDC<0.52Ω SRF:5100MHz IDC:305 mA

ASCQ000603036N8H00

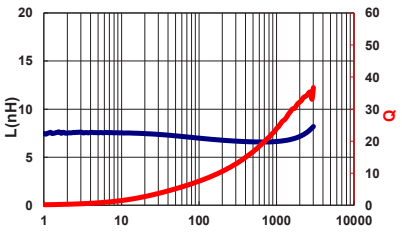

RDC<0.55Ω SRF:4800MHz IDC:305 mA

ASCQ000603037N5H00

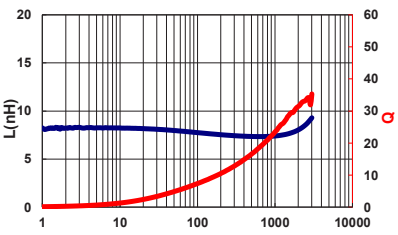

RDC<0.55Ω SRF:4600MHz IDC:305 mA

ASCQ000603038N2H00

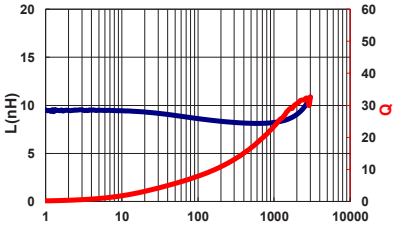

RDC<0.57Ω SRF:4300MHz IDC:290 mA

ASCQ000603039N1H00

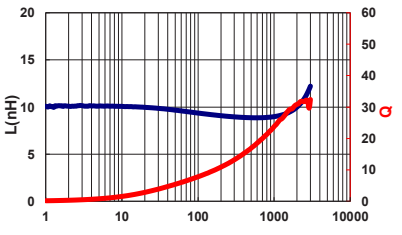

RDC<0.65Ω SRF:4000MHz IDC:270 mA

ASCQ0006030310NH00

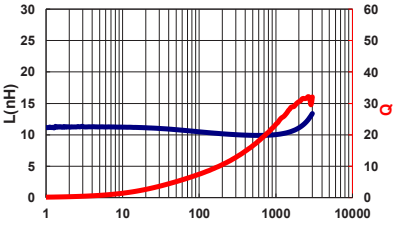

RDC<0.85Ω SRF:3800MHz IDC:230 mA

ASCQ0006030312NH00

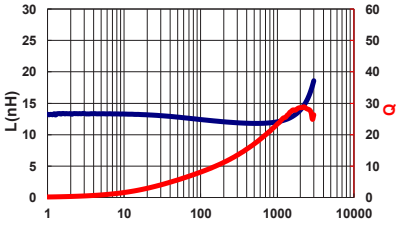

RDC<0.85Ω SRF:3300MHz IDC:230 mA

ASCQ00060303 Type

Characteristics Graph

ASCQ0006030315NH00

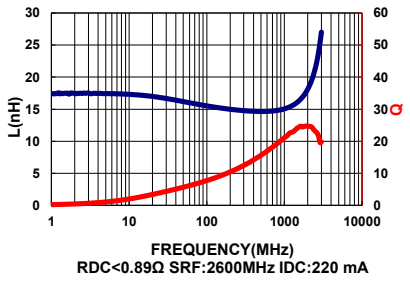

RDC<0.89Ω SRF:2600MHz IDC:220 mA

ASCQ0006030318NH00

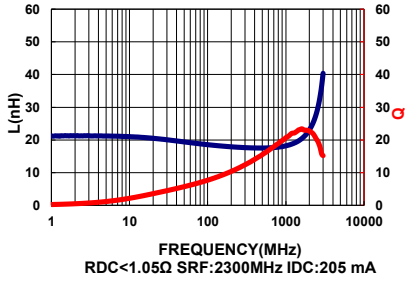

RDC<1.05Ω SRF:2300MHz IDC:205 mA

ASCQ0006030322NH00

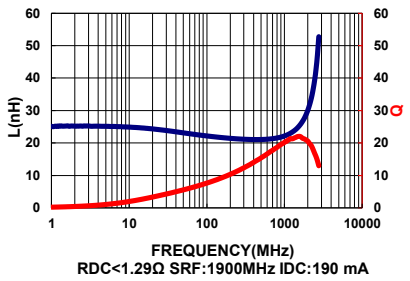

RDC<1.29Ω SRF:1900MHz IDC:190 mA

Packaging

Tape Dimensions

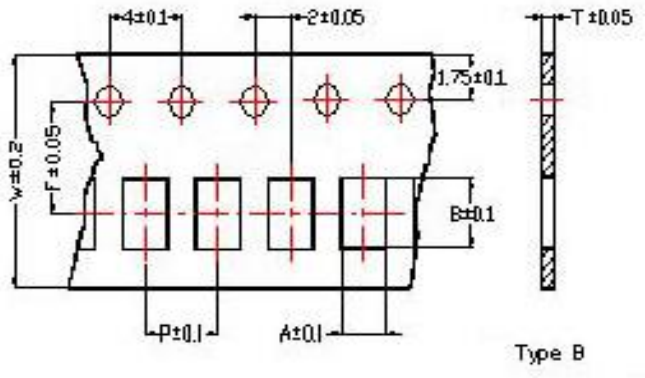

Tape Material

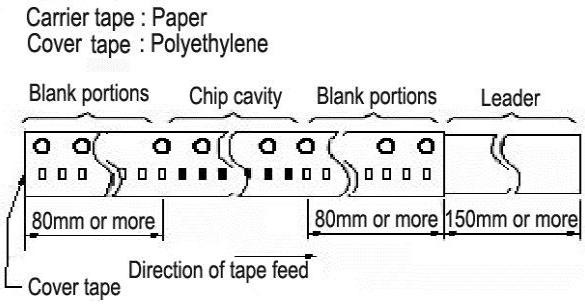

Reel Dimensions

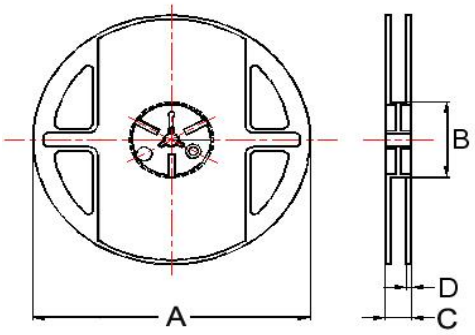

Dimensions in mm

TYPE	Tape Dimensions						Reel Dimensions				Quantity
	A	B	T	W	P	F	A	B	C	D	PCS / Reel
ASCQ00060303	0.37	0.67	0.42	8	2	3.5	180	60	13	1.5	15000

For More Information:
Americas - prodinfo_power_americas@yageo.com | **Europe -** prodinfo_power_emea@yageo.com | **Asia -** prodinfo_power_asia@yageo.com

Performance warranty of products offered on this data sheet is limited to the parameters specified. Data is subject to change without notice. Other brand and product names mentioned herein may be trademarks or registered trademarks of their respective owners. © Copyright, 2022. Pulse Electronics, Inc. All rights reserved.