Pulse a YAGEO company

CHILISIN ELECTRONICS CORP.

Chip Inductor AWCS Series

Automotive AEC-Q200

RoHS Compliant
Halogen Free
REACH Compliant



RF Circuit | Unshield | Wire Wound | Ceramic | High Q

■ Part Numbering

A	WCS	00	161008	1R0	K	00
Grade	Series Name	Control Code	Dimensions Code (mm)	Inductance (nH)	Tolerance	Internal Code
			120707 1.19x0.7x0.66	3N0 3	G ±2%	
			161008 1.6x1.02x0.82	10N 10	H ±3%	
			231715 2.35x1.73x1.52	R10 100	J ±5%	
			292821 2.92x2.79x2.1	1R0 1000	K ±10%	
			372822 3.7x2.8x2.2			

Please be sure to request approval specifications that provide further details of the products. Kindly note that the content of these specifications are subject to change or may be discontinued without prior notice. This product may not be designed/used in medical or high risk applications without Chilisin approval. Please contact our sales department before ordering.

Pulse a YAGEO company

CHILISIN ELECTRONICS CORP.

Chip Inductor AWCS Series

Automotive AEC-Q200

AWCS00120707 Type

■ Dimensions

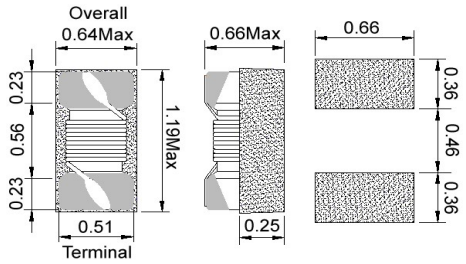

unit:mm

■ Recommended Land Pattern

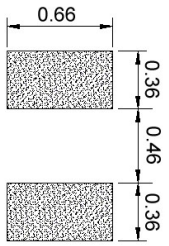

unit:mm

■ Electrical Characteristics

Part No.	Inductance (nH)	L/Q Test Freq. (MHz)	Q Min.	SRF (MHz)Min.	RDC (Ω)Max.	Irms (mA)Max.	Tolerance
AWCS001207071N0□00	1	250/250	16	12700	0.045	1360	10,5,±0.1nH
AWCS001207071N2□00	1.2	250/250	10	10400	0.14	640	10,5,±0.1nH
AWCS001207071N3□00	1.3	250/250	10	10400	0.14	640	10,±0.1nH
AWCS001207071N9□00	1.9	250/250	16	11300	0.07	1040	10,5,±0.1nH
AWCS001207072N0□00	2	250/250	16	11100	0.07	1040	10,5,±0.1nH
AWCS001207072N2□00	2.2	250/250	19	10800	0.07	960	10,5,±0.1nH
AWCS001207072N4□00	2.4	250/250	15	10500	0.068	790	10,5,±0.1nH
AWCS001207072N5□00	2.5	250/250	13	10400	0.15	640	10,5,±0.1nH
AWCS001207072N7□00	2.7	250/250	16	10400	0.12	640	10,5,±0.1nH
AWCS001207073N3□00	3.3	250/250	19	7000	0.066	840	10,5,3
AWCS001207073N6□00	3.6	250/250	19	6800	0.066	840	10,5,3
AWCS001207073N9□00	3.9	250/250	19	6000	0.066	840	10,5,3
AWCS001207074N3□00	4.3	250/250	18	6000	0.091	700	10,5,3
AWCS001207074N7□00	4.7	250/250	15	4770	0.13	640	10,5,3
AWCS001207075N1□00	5.1	250/250	20	4800	0.083	800	10,5,3
AWCS001207075N6□00	5.6	250/250	20	4800	0.083	760	10,5,3
AWCS001207075N8□00	5.8	250/250	20	4800	0.083	760	10,5,3
AWCS001207076N2□00	6.2	250/250	20	4800	0.083	760	10,5,3
AWCS001207076N8□00	6.8	250/250	20	4800	0.083	680	10,5,3
AWCS001207077N3□00	7.3	250/250	20	4800	0.12	680	10,5,3
AWCS001207077N5□00	7.5	250/250	22	4800	0.1	680	10,5,3
AWCS001207078N2□00	8.2	250/250	22	4400	0.1	680	10,5,3
AWCS001207078N7□00	8.7	250/250	18	4100	0.2	480	10,5,3
AWCS001207079N0□00	9	250/250	22	4160	0.1	680	10,5,3
AWCS001207079N1□00	9.1	250/250	22	4160	0.1	680	10,5,3
AWCS001207079N5□00	9.5	250/250	18	4000	0.2	480	10,5,3
AWCS0012070710N□00	10	250/250	21	3900	0.2	480	10,5,3,2
AWCS0012070711N□00	11	250/250	24	3680	0.12	640	10,5,3,2
AWCS0012070712N□00	12	250/250	24	3600	0.12	640	10,5,3,2
AWCS0012070713N□00	13	250/250	24	3450	0.21	440	10,5,3,2
AWCS0012070715N□00	15	250/250	24	3280	0.17	560	10,5,3,2
AWCS0012070716N□00	16	250/250	24	3100	0.22	560	10,5,3,2

Note: When ordering, please specify tolerance code. Tolerance: B=±0.1 / G=±2% / H=±3% / J=±5% / K=±10%

1. Operating temperature range －40℃～125℃(Including self - temperature rise)
2. Irms for a 15℃ temperature rise from 25℃ ambient.
3. Measure Equipment:
   L & Q: Agilent E4991A+Agilent HP16197A
   SRF: Agilent HP8753D/Agilent E4991A
   RDC: HP4287A

Please be sure to request approval specifications that provide further details of the products. Kindly note that the content of these specifications are subject to change or may be discontinued without prior notice. This product may not be designed/used in medical or high risk applications without Chilisin approval. Please contact our sales department before ordering.

Pulse a YAGEO company

CHILISIN ELECTRONICS CORP.

Chip Inductor AWCS Series

Automotive
AEC-Q200

AWCS00120707 Type

■ Dimensions

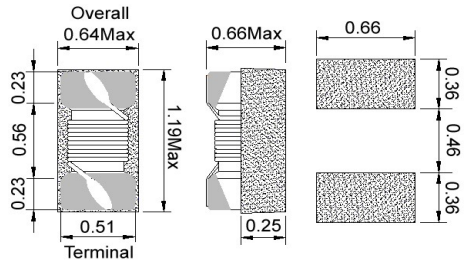

unit:mm

■ Recommended Land Pattern

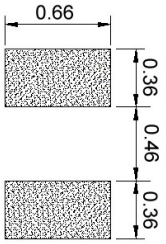

unit:mm

■ Electrical Characteristics

Part No.	Inductance (nH)	L/Q Test Freq. (MHz)	Q Min.	SRF (MHz)Min.	RDC (Ω)Max.	Irms (mA)Max.	Tolerance
AWCS0012070718N□00	18	250/250	25	3100	0.23	420	10,5,3,2
AWCS0012070719N□00	19	250/250	24	3040	0.2	480	10,5,3,2
AWCS0012070720N□00	20	250/250	25	3000	0.25	420	10,5,3,2
AWCS0012070722N□00	22	250/250	25	2800	0.3	400	10,5,3,2
AWCS0012070723N□00	23	250/250	22	2720	0.3	400	10,5,3,2
AWCS0012070724N□00	24	250/250	25	2700	0.3	400	10,5,3,2
AWCS0012070727N□00	27	250/250	24	2480	0.3	400	10,5,3,2
AWCS0012070730N□00	30	250/250	25	2350	0.35	400	10,5,3,2
AWCS0012070733N□00	33	250/250	24	2350	0.4	400	10,5,3,2
AWCS0012070736N□00	36	250/250	24	2320	0.44	320	10,5,3,2
AWCS0012070739N□00	39	250/250	25	2100	0.55	200	10,5,3,2
AWCS0012070740N□00	40	250/250	24	2240	0.65	320	10,5,3,2
AWCS0012070743N□00	43	250/250	25	2030	0.81	100	10,5,3,2
AWCS0012070747N□00	47	250/250	20	2100	0.83	150	10,5,3,2
AWCS0012070751N□00	51	250/250	25	1750	0.82	100	10,5,3,2
AWCS0012070756N□00	56	250/250	22	1760	0.97	100	10,5,3,2
AWCS0012070768N□00	68	250/250	22	1620	1.12	100	10,5,3,2
AWCS0012070772N□00	72	250/250	20	1260	2	30	10,5,3,2
AWCS0012070782N□00	82	250/250	20	1260	1.55	50	10,5,3,2
AWCS00120707R10□00	100	250/250	20	1160	2	30	10,5,3,2
AWCS00120707R18□00	180	100/100	8	700	2.7	50	10,5,3,2
AWCS00120707R22□00	220	100/100	8	700	4	50	10,5,3,2

Note: When ordering, please specify tolerance code. Tolerance: B=±0.1 / G=±2% / H=±3% / J=±5% / K=±10%

1. Operating temperature range －40℃～125℃(Including self - temperature rise)
2. Irms for a 15℃ temperature rise from 25℃ ambient.
3. Measure Equipment:
   L & Q: Agilent E4991A+Agilent HP16197A
   SRF: Agilent HP8753D/Agilent E4991A
   RDC: HP4287A
   Irms: HP4284A+HP42841A/HP4285A+HP42841A

Please be sure to request approval specifications that provide further details of the products. Kindly note that the content of these specifications are subject to change or may be discontinued without prior notice. This product may not be designed/used in medical or high risk applications without Chilisin approval. Please contact our sales department before ordering.

Chip Inductor AWCS Series

Automotive
AEC-Q200

AWCS00120707 Type

■ Characteristics Graph

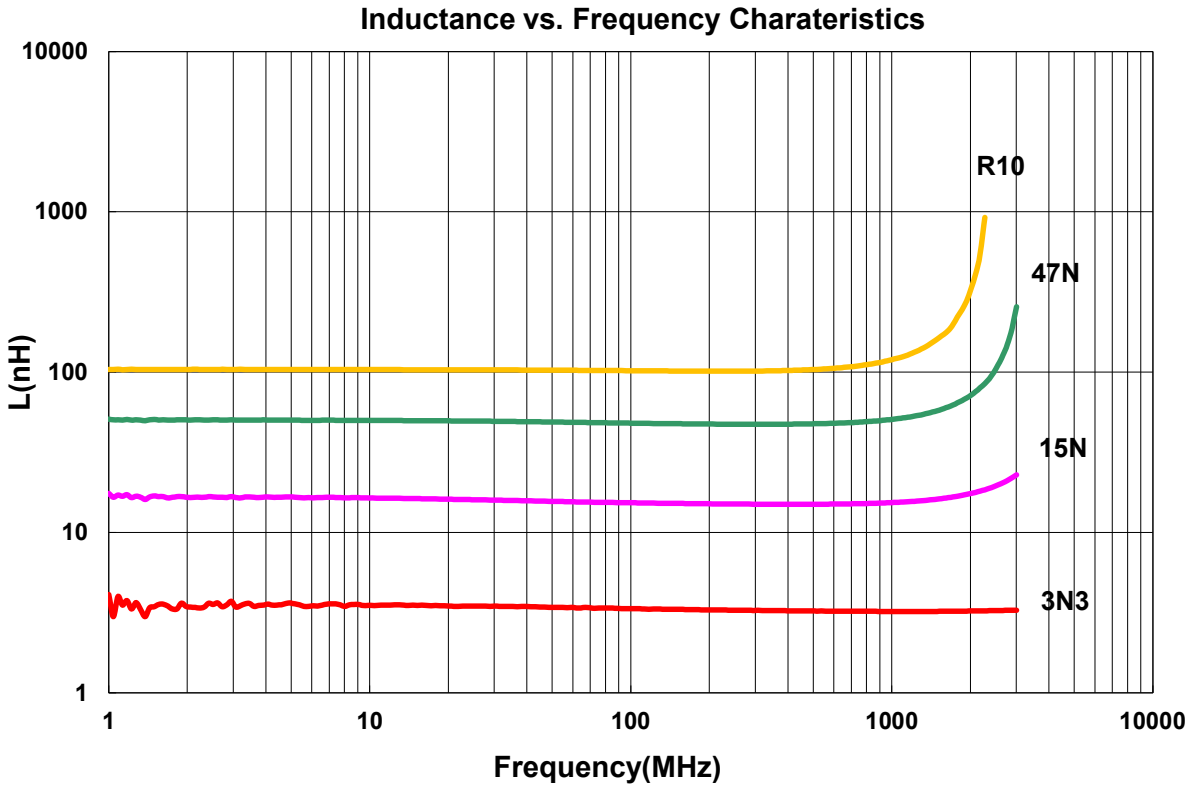

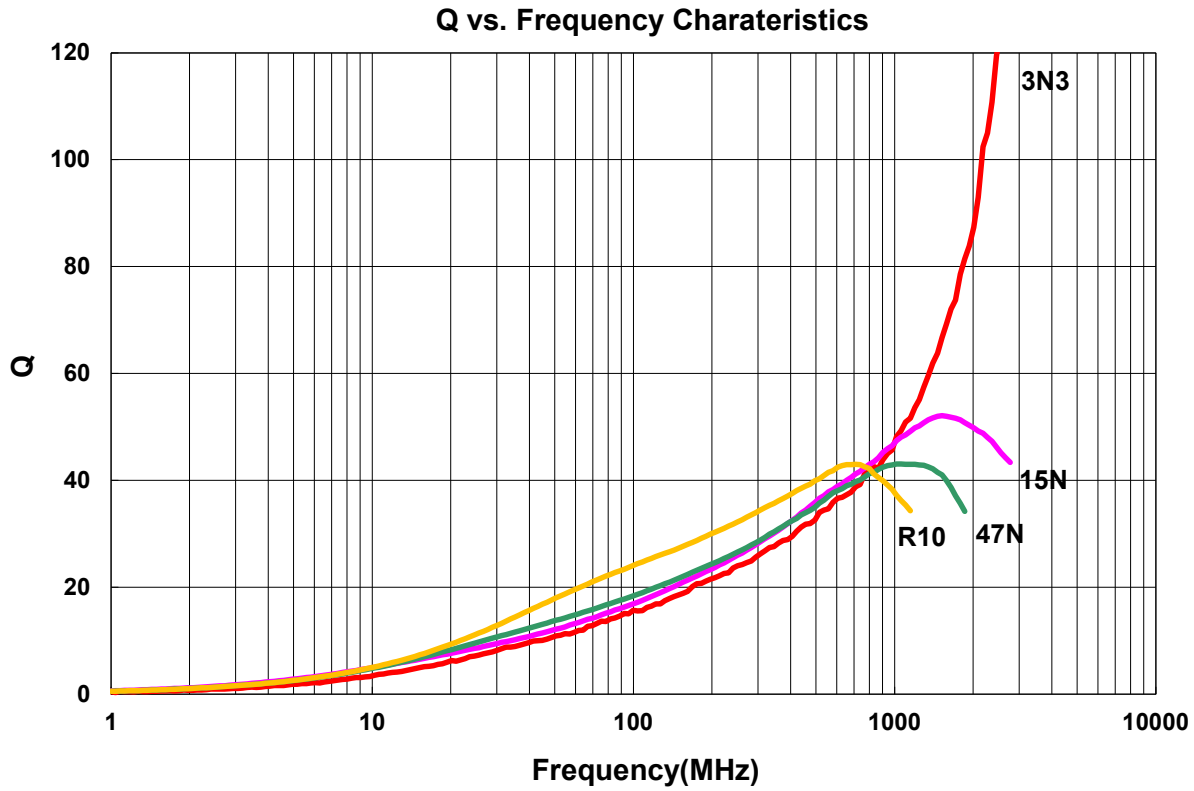

Please be sure to request approval specifications that provide further details of the products. Kindly note that the content of these specifications are subject to change or may be discontinued without prior notice. This product may not be designed/used in medical or high risk applications without Chilisin approval. Please contact our sales department before ordering.

Pulse a YAGEO company

CHILISIN ELECTRONICS CORP.

Chip Inductor AWCS Series

Automotive
AEC-Q200

AWCS00161008 Type

■ Dimensions

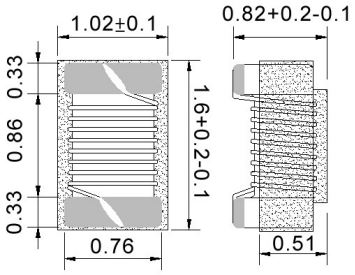

unit:mm

■ Recommended Land Pattern



unit:mm

■ Electrical Characteristics

Part No.	Inductance (nH)	L/Q Test Freq. (MHz)	Q Min.	SRF (MHz)Min.	RDC (Ω)Max.	Irms (mA)Max.	Tolerance
AWCS001610081N6□00	1.6	250/250	24	12500	0.03	700	10,5,±0.1nH
AWCS001610081N8□00	1.8	250/250	16	12500	0.045	700	10,5,±0.1nH
AWCS001610082N2□00	2.2	250/250	13	12500	0.25	700	10,5,±0.1nH
AWCS001610083N3□00	3.3	250/250	35	5900	0.045	700	10,5,3,2
AWCS001610083N6□00	3.6	250/250	22	5900	0.063	700	10,5,3,2
AWCS001610083N9□00	3.9	250/250	22	6900	0.08	700	10,5,3,2
AWCS001610084N3□00	4.3	250/250	22	5900	0.063	700	10,5,3,2
AWCS001610084N7□00	4.7	250/250	20	5800	0.116	700	10,5,3,2
AWCS001610085N1□00	5.1	250/250	20	5700	0.14	700	10,5,3,2
AWCS001610085N6□00	5.6	250/250	20	5800	0.17	700	10,5,3,2
AWCS001610086N3□00	6.3	250/250	20	5700	0.14	700	10,5,3,2
AWCS001610086N8□00	6.8	250/250	27	5800	0.11	700	10,5,3,2
AWCS001610087N5□00	7.5	250/250	28	4800	0.106	700	10,5,3,2
AWCS001610088N2□00	8.2	250/250	28	4700	0.109	700	10,5,3,2
AWCS001610088N7□00	8.7	250/250	28	4600	0.109	700	10,5,3,2
AWCS001610089N1□00	9.1	250/250	28	4800	0.12	700	10,5,3,2
AWCS001610089N5□00	9.5	250/250	28	5400	0.135	700	10,5,3,2
AWCS0016100810N□00	10	250/250	31	4800	0.13	700	10,5,3,2
AWCS0016100811N□00	11	250/250	33	4000	0.086	700	10,5,3,2
AWCS0016100812N□00	12	250/250	35	4000	0.13	700	10,5,3,2
AWCS0016100813N□00	13	250/250	30	4000	0.16	700	10,5,3,2
AWCS0016100815N□00	15	250/250	35	4000	0.17	700	10,5,3,2
AWCS0016100816N□00	16	250/250	34	3300	0.104	700	10,5,3,2
AWCS0016100818N□00	18	250/250	35	3100	0.17	700	10,5,3,2
AWCS0016100820N□00	20	250/250	38	3000	0.19	700	10,5,3,2
AWCS0016100822N□00	22	250/250	38	3000	0.19	700	10,5,3,2
AWCS0016100823N□00	23	250/250	38	2850	0.19	700	10,5,3,2
AWCS0016100824N□00	24	250/250	37	2650	0.135	700	10,5,3,2
AWCS0016100827N□00	27	250/250	40	2800	0.22	600	10,5,3,2
AWCS0016100830N□00	30	250/250	37	2250	0.144	600	10,5,3,2
AWCS0016100833N□00	33	250/250	40	2300	0.22	600	10,5,3,2
AWCS0016100836N□00	36	250/250	38	2080	0.25	600	10,5,3,2

Note: When ordering, please specify tolerance code. Tolerance: B=±0.1 / G=±2% / H=±3% / J=±5% / K=±10%

1. Operating temperature range －40℃～125℃(Including self - temperature rise)
2. Irms for a 15℃ temperature rise from 25℃ ambient.
3. Measure Equipment:
   L & Q: Agilent E4991A+Agilent HP16197A
   SRF: Agilent HP8753D/Agilent E4991A
   RDC: Chroma 16502

Please be sure to request approval specifications that provide further details of the products. Kindly note that the content of these specifications are subject to change or may be discontinued without prior notice. This product may not be designed/used in medical or high risk applications without Chilisin approval. Please contact our sales department before ordering.

Pulse a YAGEO company

CHILISIN ELECTRONICS CORP.

Chip Inductor AWCS Series

Automotive
AEC-Q200

AWCS00161008 Type

■ Dimensions

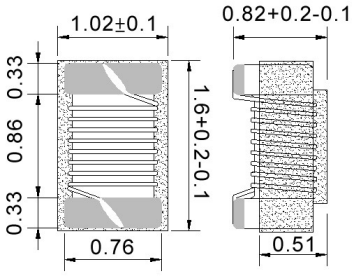

unit:mm

■ Recommended Land Pattern



unit:mm

■ Electrical Characteristics

Part No.	Inductance (nH)	L/Q Test Freq. (MHz)	Q Min.	SRF (MHz)Min.	RDC (Ω)Max.	Irms (mA)Max.	Tolerance
AWCS0016100839N□00	39	250/250	40	2200	0.25	600	10,5,3,2
AWCS0016100843N□00	43	250/250	39	2000	0.28	600	10,5,3,2
AWCS0016100847N□00	47	200/200	38	2000	0.28	600	10,5,3,2
AWCS0016100851N□00	51	200/200	38	1900	0.31	600	10,5,3,2
AWCS0016100856N□00	56	200/200	38	1900	0.31	600	10,5,3,2
AWCS0016100868N□00	68	200/200	37	1700	0.34	600	10,5,3,2
AWCS0016100872N□00	72	150/150	34	1700	0.49	400	10,5,3,2
AWCS0016100882N□00	82	150/150	34	1700	0.54	400	10,5,3,2
AWCS0016100891N□00	91	150/150	34	1400	0.58	400	10,5,3,2
AWCS00161008R10□00	100	150/150	34	1400	0.58	400	10,5,3,2
AWCS00161008R11□00	110	150/150	32	1350	0.61	300	10,5,3,2
AWCS00161008R12□00	120	150/150	32	1300	0.75	300	10,5,3,2
AWCS00161008R15□00	150	150/150	28	990	0.92	280	10,5,3,2
AWCS00161008R16□00	160	100/100	25	990	1.25	240	10,5,3,2
AWCS00161008R18□00	180	100/100	25	990	1.25	240	10,5,3,2
AWCS00161008R20□00	200	100/100	25	900	2.1	200	10,5,3,2
AWCS00161008R21□00	210	100/100	27	895	2.06	200	10,5,3,2
AWCS00161008R22□00	220	100/100	25	900	2.1	200	10,5,3,2
AWCS00161008R24□00	240	100/100	25	900	2.2	200	10,5,3,2
AWCS00161008R25□00	250	100/100	25	822	3.55	120	10,5,3,2
AWCS00161008R27□00	270	100/100	24	900	2.8	170	10,5,3,2
AWCS00161008R33□00	330	100/100	25	900	3.89	100	10,5,3,2
AWCS00161008R39□00	390	100/100	25	900	4.35	100	10,5,3,2
AWCS00161008R47□00	470	100/100	25	500	4.5	100	10,5,3,2
AWCS00161008R56□00	560	100/100	23	460	4.7	90	10,5,3,2

Note: When ordering, please specify tolerance code. Tolerance: B=±0.1 / G=±2% / H=±3% / J=±5% / K=±10%

1. Operating temperature range －40℃～125℃(Including self - temperature rise)
2. Irms for a 15℃ temperature rise from 25℃ ambient.
3. Measure Equipment:
   L & Q: Agilent E4991A+Agilent HP16197A
   SRF: Agilent HP8753D/Agilent E4991A
   RDC:Chroma 16502
   Irms: HP4284A+HP42841A/HP4285A+HP42841A

Please be sure to request approval specifications that provide further details of the products. Kindly note that the content of these specifications are subject to change or may be discontinued without prior notice. This product may not be designed/used in medical or high risk applications without Chilisin approval. Please contact our sales department before ordering.

Chip Inductor AWCS Series

Automotive
AEC-Q200

AWCS00161008 Type

■ Characteristics Graph

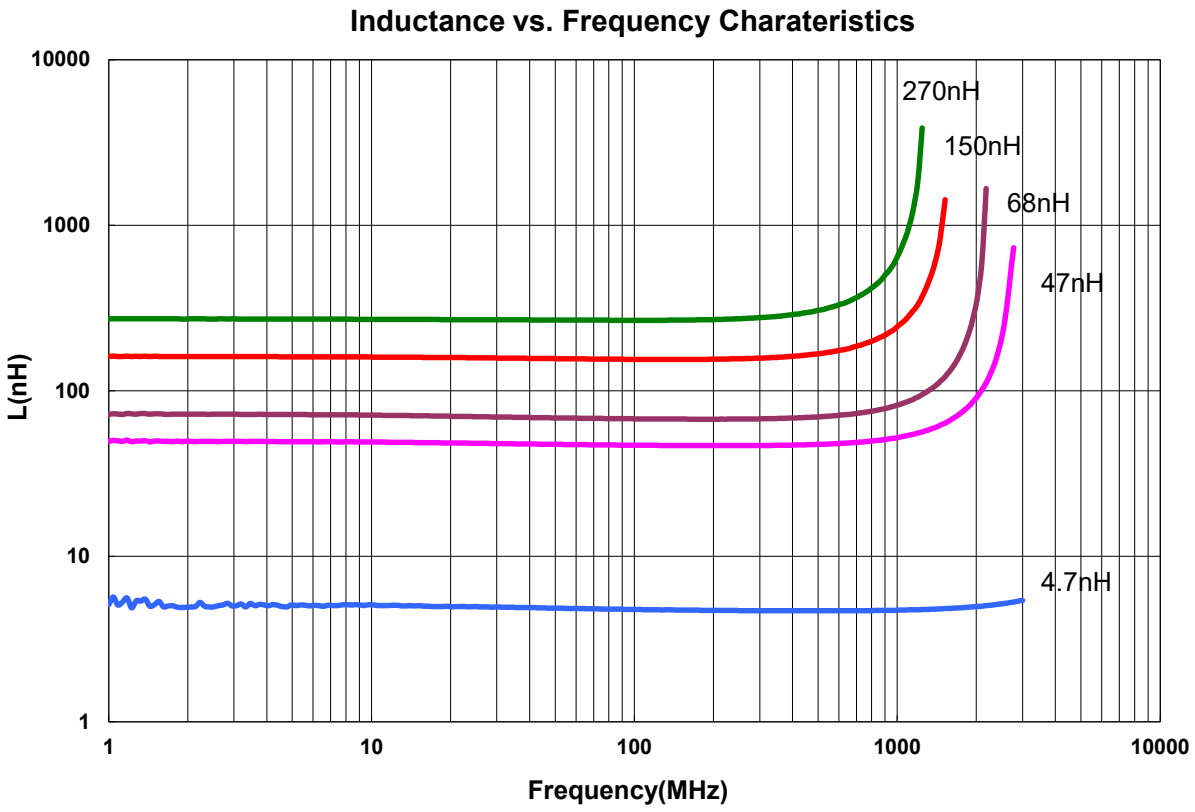

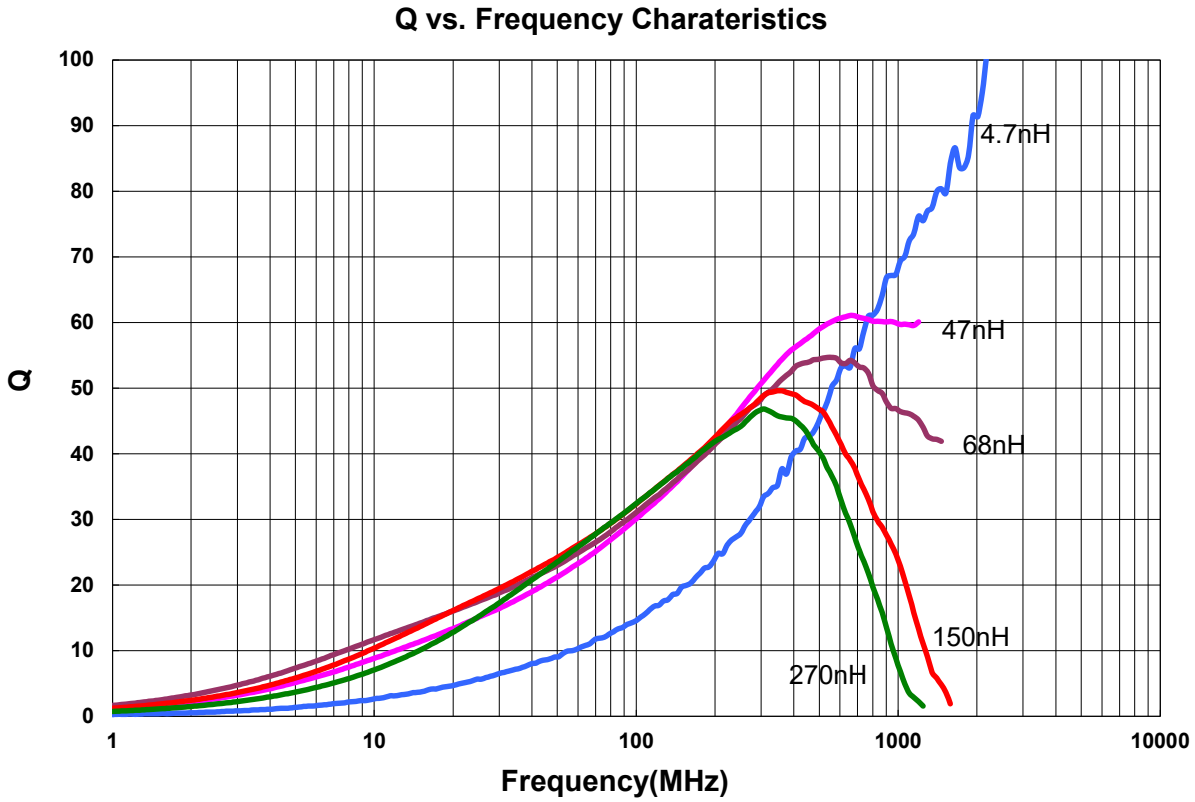

Please be sure to request approval specifications that provide further details of the products. Kindly note that the content of these specifications are subject to change or may be discontinued without prior notice. This product may not be designed/used in medical or high risk applications without Chilisin approval. Please contact our sales department before ordering.

Pulse a YAGEO company

CHILISIN ELECTRONICS CORP.

Chip Inductor AWCS Series

Automotive
AEC-Q200

AWCS00231715 Type

■ Dimensions

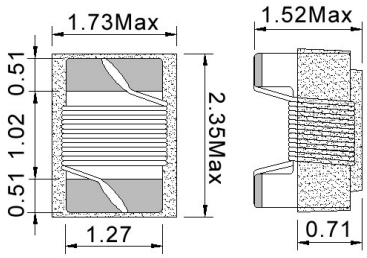

unit:mm

■ Recommended Land Pattern

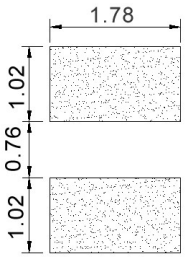

unit:mm

■ Electrical Characteristics

Part No.	Inductance (nH)	L/Q Test Freq. (MHz)	Q Min.	SRF (MHz)Min.	RDC (Ω)Max.	Irms (mA)Max.	Tolerance
AWCS002317152N7□00	2.7	250/1500	50	7900	0.06	800	10,5,2
AWCS002317152N8□00	2.8	250/1500	80	7900	0.06	800	10,5,2
AWCS002317153N0□00	3.0	250/1500	65	7900	0.06	800	10,5,2
AWCS002317153N3□00	3.3	250/1500	50	7900	0.08	600	10,5,2
AWCS002317155N6□00	5.6	250/1000	65	5500	0.08	600	10,5,2
AWCS002317156N8□00	6.8	250/1000	50	5500	0.11	600	10,5,2
AWCS002317157N5□00	7.5	250/1000	50	4500	0.14	600	10,5,2
AWCS002317158N2□00	8.2	250/1000	50	4700	0.12	600	10,5,2
AWCS0023171510N□00	10	250/500	60	4200	0.10	600	10,5,2
AWCS0023171512N□00	12	250/500	50	4000	0.15	600	10,5,2
AWCS0023171515N□00	15	250/500	50	3400	0.17	600	10,5,2
AWCS0023171518N□00	18	250/500	50	3300	0.20	600	10,5,2
AWCS0023171522N□00	22	250/500	55	2600	0.22	500	10,5,2
AWCS0023171524N□00	24	250/500	50	2000	0.22	500	10,5,2
AWCS0023171527N□00	27	250/500	55	2500	0.25	500	10,5,2
AWCS0023171533N□00	33	250/500	60	2050	0.27	500	10,5,2
AWCS0023171536N□00	36	250/500	55	1700	0.27	500	10,5,2
AWCS0023171539N□00	39	250/500	60	2000	0.29	500	10,5,2
AWCS0023171543N□00	43	200/500	60	1650	0.34	500	10,5,2
AWCS0023171547N□00	47	200/500	60	1650	0.31	500	10,5,2
AWCS0023171556N□00	56	200/500	60	1550	0.34	500	10,5,2
AWCS0023171568N□00	68	200/500	60	1450	0.38	500	10,5,2
AWCS0023171582N□00	82	150/500	65	1300	0.42	400	10,5,2
AWCS0023171591N□00	91	150/500	65	1200	0.48	400	10,5,2
AWCS00231715R10□00	100	150/500	65	1200	0.46	400	10,5,2
AWCS00231715R11□00	110	150/250	50	1000	0.48	400	10,5,2
AWCS00231715R12□00	120	150/250	50	1100	0.51	400	10,5,2
AWCS00231715R15□00	150	100/250	50	920	0.56	400	10,5,2
AWCS00231715R18□00	180	100/250	50	870	0.64	400	10,5,2
AWCS00231715R20□00	200	100/250	50	860	0.68	400	10,5,2

Note: When ordering, please specify tolerance code. Tolerance: G=±2% / J=±5% / K=±10%

1. Operating temperature range －40℃～125℃(Including self - temperature rise)
2. Irms for a 15℃ temperature rise from 25℃ ambient.
3. Measure Equipment:
   L & Q: Agilent E4991A+Agilent HP16197A
   SRF: Agilent HP8753D/Agilent E4991A
   RDC: Chroma 16502
   Irms: HP4284A+HP42841A/HP4285A+HP42841A

Please be sure to request approval specifications that provide further details of the products. Kindly note that the content of these specifications are subject to change or may be discontinued without prior notice. This product may not be designed/used in medical or high risk applications without Chilisin approval. Please contact our sales department before ordering.

Pulse a YAGEO company

CHILISIN ELECTRONICS CORP.

Chip Inductor AWCS Series

Automotive
AEC-Q200

AWCS00231715 Type

■ Dimensions

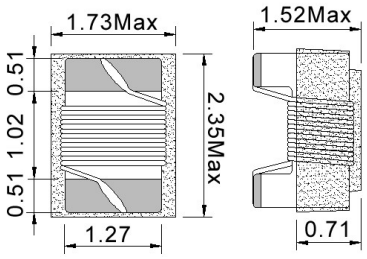

unit:mm

■ Recommended Land Pattern

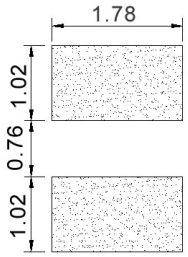

unit:mm

■ Electrical Characteristics

Part No.	Inductance (nH)	L/Q Test Freq. (MHz)	Q Min.	SRF (MHz)Min.	RDC (Ω)Max.	Irms (mA)Max.	Tolerance
AWCS00231715R22□00	220	100/250	50	850	0.70	400	10,5,2
AWCS00231715R24□00	240	100/250	44	690	1.00	350	10,5,2
AWCS00231715R25□00	250	100/250	45	660	1.2	350	10,5,2
AWCS00231715R27□00	270	100/250	48	650	1	350	10,5,2
AWCS00231715R30□00	300	100/250	25	450	1.4	310	10,5,2
AWCS00231715R33□00	330	100/250	48	600	1.4	310	10,5,2
AWCS00231715R39□00	390	100/250	48	560	1.5	290	10,5,2
AWCS00231715R47□00	470	50/100	33	450	1.76	250	10,5,2
AWCS00231715R51□00	510	25/50	23	340	1.9	230	10,5,2
AWCS00231715R56□00	560	25/50	23	340	1.9	230	10,5,2
AWCS00231715R62□00	620	25/50	23	220	2.2	210	10,5,2
AWCS00231715R68□00	680	25/50	23	188	2.2	190	10,5,2
AWCS00231715R82□00	820	25/50	23	215	2.35	180	10,5,2
AWCS002317151R0□00	1000	25/50	20	100	2.5	170	10,5,2
AWCS002317151R2□00	1200	7.9/25	18	100	2.5	170	10,5
AWCS002317151R8□00	1800	7.9/7.9	16	80	2.5	170	10,5,2
AWCS002317152R2□00	2200	7.9/7.9	16	65	3.9	140	10,5,2
AWCS002317153R3□00	3300	7.9/7.9	15	40	4.4	90	10,5,2
AWCS002317154R7□00	4700	7.9/7.9	15	40	6.4	90	10,5,2

Note: When ordering, please specify tolerance code. Tolerance: G=±2% / J=±5% / K=±10%

1. Operating temperature range －40℃～125℃(Including self - temperature rise)
2. Irms for a 15℃ temperature rise from 25℃ ambient.
3. Measure Equipment:
   L & Q: Agilent E4991A+Agilent HP16197A
   SRF: Agilent HP8753D/Agilent E4991A
   RDC:Chroma 16502
   Irms: HP4284A+HP42841A/HP4285A+HP42841A

Please be sure to request approval specifications that provide further details of the products. Kindly note that the content of these specifications are subject to change or may be discontinued without prior notice. This product may not be designed/used in medical or high risk applications without Chilisin approval. Please contact our sales department before ordering.

Chip Inductor AWCS Series

Automotive
AEC-Q200

AWCS00231715 Type

■ Characteristics Graph

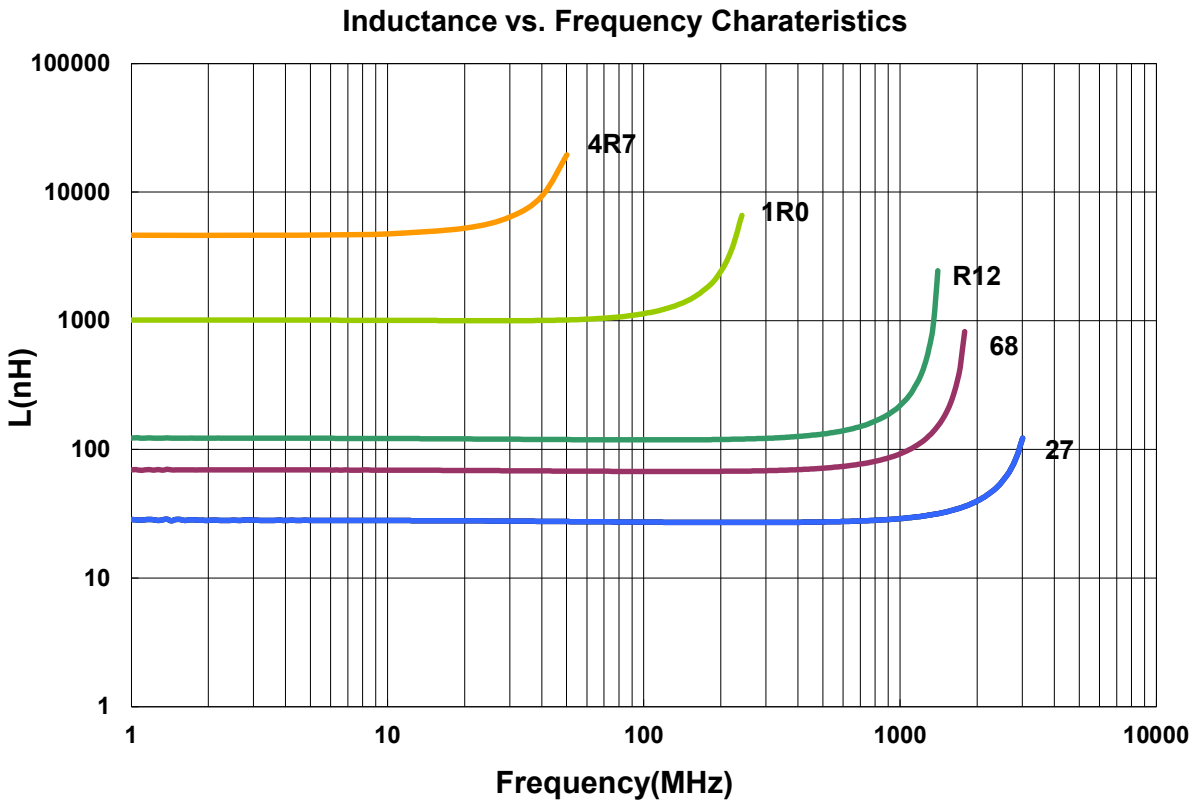

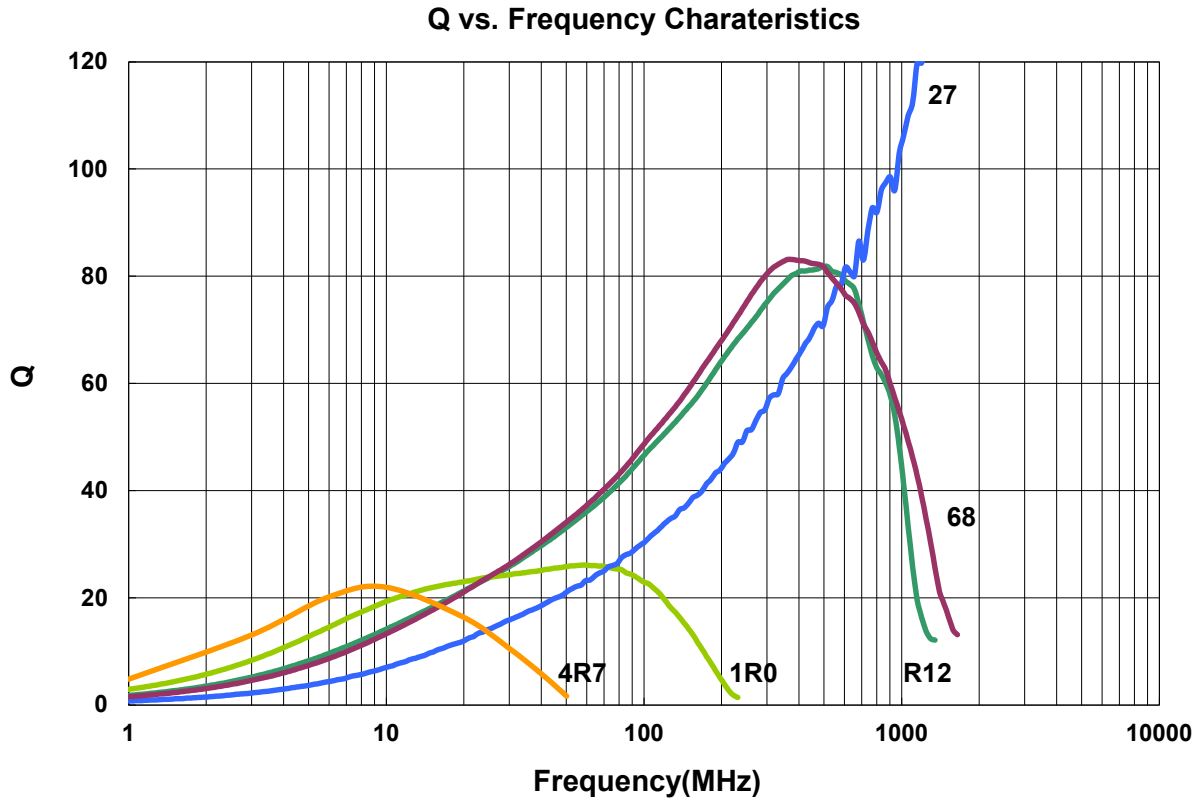

Please be sure to request approval specifications that provide further details of the products. Kindly note that the content of these specifications are subject to change or may be discontinued without prior notice. This product may not be designed/used in medical or high risk applications without Chilisin approval. Please contact our sales department before ordering.

Pulse a YAGEO company

CHILISIN ELECTRONICS CORP.

Chip Inductor AWCS Series

Automotive
AEC-Q200

AWCS00292821 Type

■ Dimensions

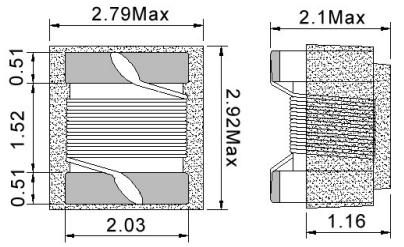

unit:mm

■ Recommended Land Pattern

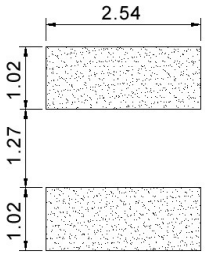

unit:mm

■ Electrical Characteristics

Part No.	Inductance (nH)	L/Q Test Freq. (MHz)	Q Min.	SRF (MHz)Min.	RDC (Ω)Max.	Irms (mA)Max.	Tolerance
AWCS00292821-10N□00	10	50/500	50	4100	0.08	1000	10,5,2
AWCS00292821-12N□00	12	50/500	50	3300	0.09	1000	10,5,2
AWCS00292821-15N□00	15	50/500	50	2500	0.1	1000	10,5,2
AWCS00292821-18N□00	18	50/350	50	2500	0.11	1000	10,5,2
AWCS00292821-22N□00	22	50/350	55	2400	0.12	1000	10,5,2
AWCS00292821-27N□00	27	50/350	55	1600	0.13	1000	10,5,2
AWCS00292821-33N□00	33	50/350	60	1600	0.14	1000	10,5,2
AWCS00292821-39N□00	39	50/350	60	1500	0.15	1000	10,5,2
AWCS00292821-47N□00	47	50/350	65	1500	0.16	1000	10,5,2
AWCS00292821-56N□00	56	50/350	65	1300	0.18	1000	10,5,2
AWCS00292821-68N□00	68	50/350	65	1300	0.2	1000	10,5,2
AWCS00292821-82N□00	82	50/350	60	1000	0.22	1000	10,5,2
AWCS00292821-R10□00	100	25/350	60	1000	0.56	650	10,5,2
AWCS00292821-R12□00	120	25/350	60	950	0.63	650	10,5,2
AWCS00292821-R15□00	150	25/100	45	850	0.7	580	10,5,2
AWCS00292821-R18□00	180	25/100	45	750	0.77	620	10,5,3,2
AWCS00292821-R20□00	200	25/100	45	700	0.84	500	10,5,2
AWCS00292821-R22□00	220	25/100	45	700	0.84	500	10,5,2
AWCS00292821-R27□00	270	25/100	45	600	0.91	500	10,5,2
AWCS00292821-R33□00	330	25/100	45	570	1.05	450	10,5,2
AWCS00292821-R39□00	390	25/100	45	500	1.12	470	10,5,2
AWCS00292821-R47□00	470	25/100	45	450	1.19	470	10,5,2
AWCS00292821-R56□00	560	25/100	45	415	1.33	400	10,5,2
AWCS00292821-R62□00	620	25/100	45	375	1.4	300	10,5,2
AWCS00292821-R68□00	680	25/100	45	375	1.47	400	10,5,2
AWCS00292821-R75□00	750	25/100	45	360	1.54	360	10,5,2
AWCS00292821-R82□00	820	25/100	45	350	1.61	400	10,5,2
AWCS00292821-R91□00	910	25/50	35	320	1.68	380	10,5,2

Note: When ordering, please specify tolerance code. Tolerance: G=±2% / H=±3% / J=±5% / K=±10%

1. Operating temperature range －40℃～125℃(Including self - temperature rise)
2. Irms for a 15℃ temperature rise from 25℃ ambient.
3. Measure Equipment:
   L & Q: Agilent E4991A+Agilent HP16197A
   SRF: Agilent HP8753D/Agilent E4991A
   RDC: Chroma 16502
   Irms: HP4284A+HP42841A/HP4285A+HP42841A

Please be sure to request approval specifications that provide further details of the products. Kindly note that the content of these specifications are subject to change or may be discontinued without prior notice. This product may not be designed/used in medical or high risk applications without Chilisin approval. Please contact our sales department before ordering.

Chip Inductor AWCS Series

Automotive
AEC-Q200

AWCS00292821 Type

■ Characteristics Graph

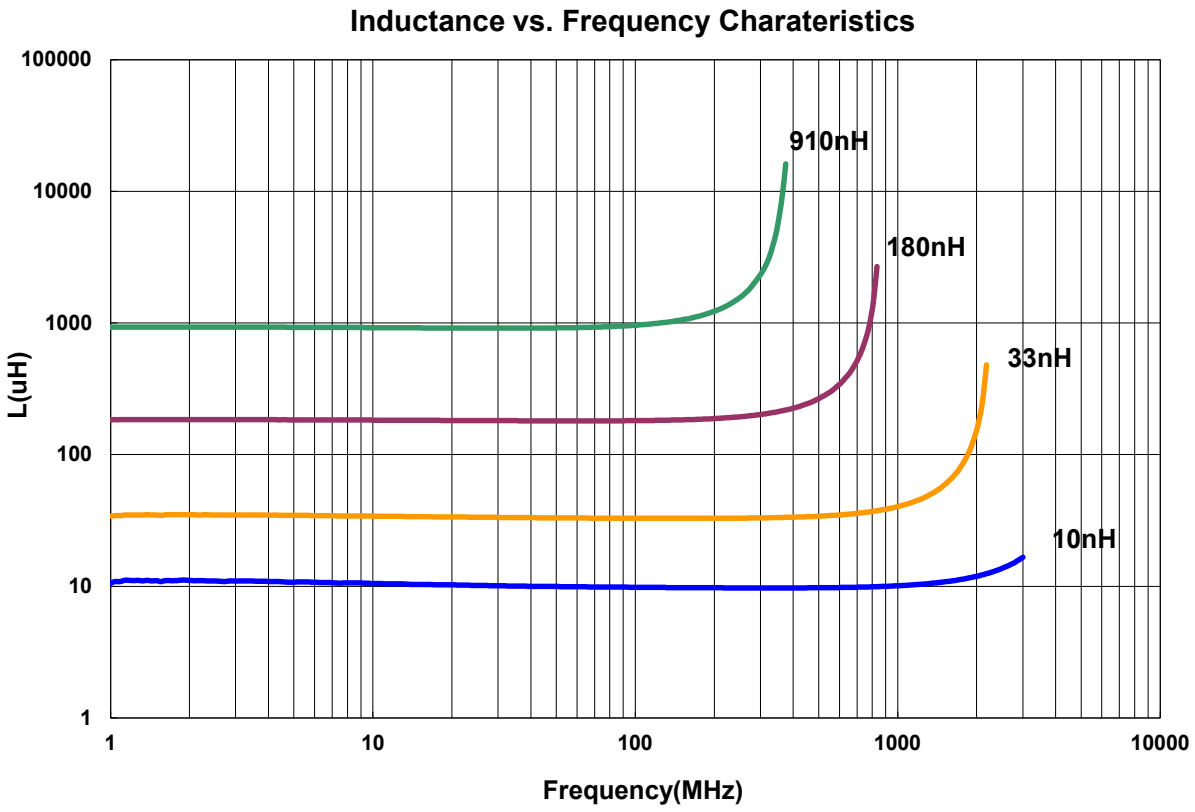

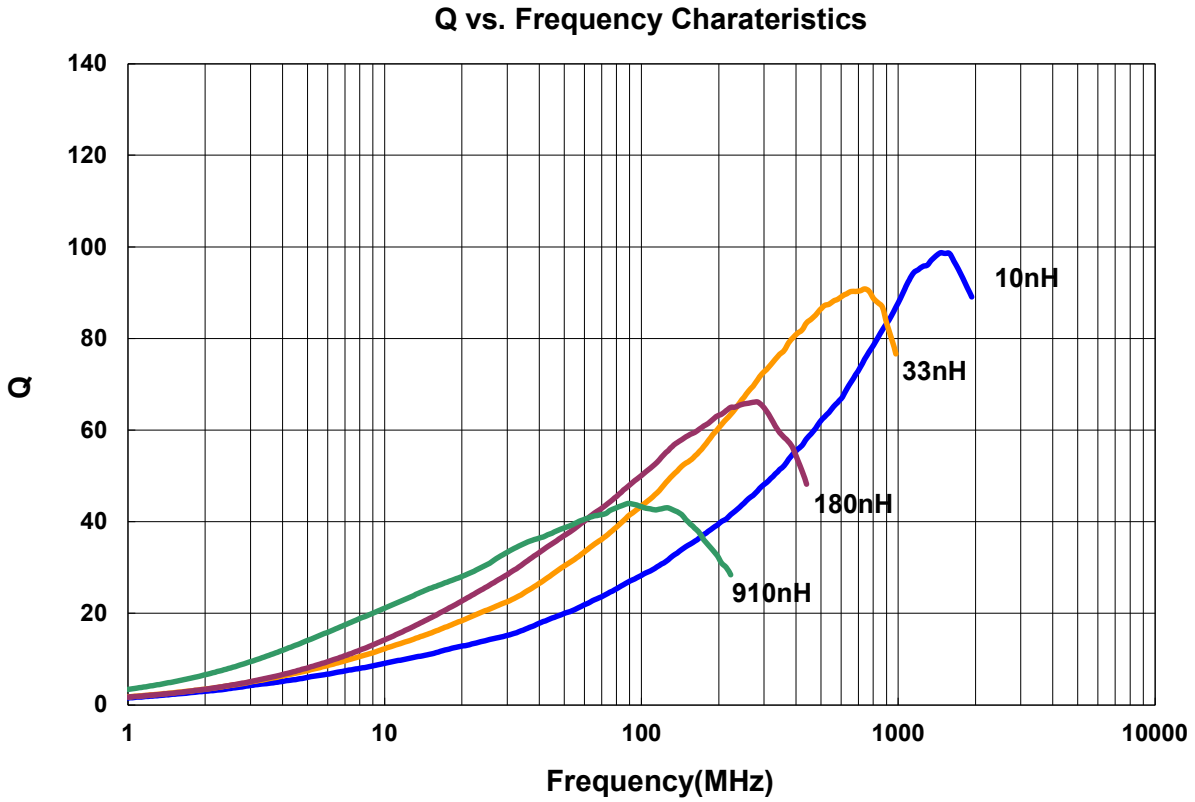

Please be sure to request approval specifications that provide further details of the products. Kindly note that the content of these specifications are subject to change or may be discontinued without prior notice. This product may not be designed/used in medical or high risk applications without Chilisin approval. Please contact our sales department before ordering.

Pulse a YAGEO company

CHILISIN ELECTRONICS CORP.

Chip Inductor AWCS Series

Automotive
AEC-Q200

AWCS00372822 Type

■ Dimensions

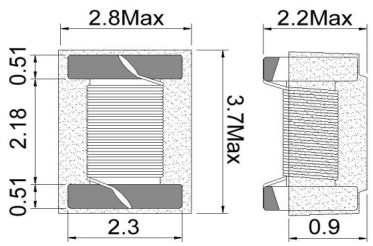

unit:mm

■ Recommended Land Pattern

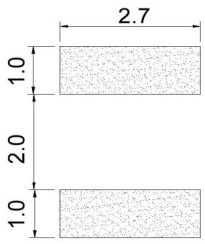

unit:mm

■ Electrical Characteristics

Part No.	Inductance (nH)	L/Q Test Freq. (MHz)	Q Min.	SRF (MHz)Min.	RDC (Ω)Max.	Irms (mA)Max.	Tolerance
AWCS003728223N3□00	3.3	100/300	30	6200	0.05	1000	10,5
AWCS003728226N8□00	6.8	100/300	30	5500	0.07	1000	10,5
AWCS0037282210N□00	10	100/300	40	4000	0.08	1000	10,5,2
AWCS0037282212N□00	12	100/300	40	3200	0.08	1000	10,5,2
AWCS0037282215N□00	15	100/300	40	3200	0.1	1000	10,5,2
AWCS0037282218N□00	18	100/300	50	2800	0.1	1000	10,5,2
AWCS0037282222N□00	22	100/300	50	2200	0.1	1000	10,5,2
AWCS0037282227N□00	27	100/300	50	1800	0.11	1000	10,5,2
AWCS0037282233N□00	33	100/300	55	1800	0.11	1000	10,5,2
AWCS0037282239N□00	39	100/300	55	1800	0.12	1000	10,5,2
AWCS0037282247N□00	47	100/300	55	1500	0.13	1000	10,5,2
AWCS0037282256N□00	56	100/300	55	1450	0.14	1000	10,5,2
AWCS0037282268N□00	68	100/300	55	1200	0.26	900	10,5,2
AWCS0037282282N□00	82	100/300	55	1200	0.21	900	10,5,2
AWCS00372822R10□00	100	100/300	55	1100	0.26	850	10,5,2
AWCS00372822R12□00	120	100/300	60	1100	0.26	800	10,5,2
AWCS00372822R15□00	150	100/300	60	950	0.31	750	10,5,2
AWCS00372822R18□00	180	50/300	60	900	0.43	700	10,5,2
AWCS00372822R22□00	220	50/300	60	760	0.5	670	10,5,2
AWCS00372822R27□00	270	50/300	55	730	0.56	630	10,5,2
AWCS00372822R33□00	330	50/150	45	650	0.62	590	10,5,2
AWCS00372822R39□00	390	50/150	45	600	0.75	530	10,5,2
AWCS00372822R47□00	470	50/150	45	550	1.3	490	10,5,2
AWCS00372822R56□00	560	35/150	45	470	1.34	460	10,5,2
AWCS00372822R62□00	620	35/150	45	470	1.58	460	10,5,2
AWCS00372822R68□00	680	35/150	45	450	1.58	430	10,5,2
AWCS00372822R75□00	750	35/150	45	440	2.25	320	10,5,2
AWCS00372822R82□00	820	35/150	45	420	1.82	400	10,5,2
AWCS00372822R91□00	910	35/150	45	410	2.95	310	10,5,2
AWCS003728221R0□00	1000	35/150	45	400	2.8	320	10,5,2
AWCS003728221R2□00	1200	35/150	45	380	3.2	300	10,5,2

Note: When ordering, please specify tolerance code. Tolerance: G=±2% / J=±5% / K=±10%

1. Operating temperature range －40℃～125℃(Including self - temperature rise)
2. Irms for a 15℃ temperature rise from 25℃ ambient.
3. Measure Equipment:
   L & Q: Agilent E4991A/HP4286A/HP4287A
   SRF: Agilent HP8753D/Agilent E4991A
   RDC: Chroma 16502
   Irms: HP4284A+HP42841A/HP4285A+HP42841A

Please be sure to request approval specifications that provide further details of the products. Kindly note that the content of these specifications are subject to change or may be discontinued without prior notice. This product may not be designed/used in medical or high risk applications without Chilisin approval. Please contact our sales department before ordering.

Pulse a YAGEO company

CHILISIN ELECTRONICS CORP.

Chip Inductor AWCS Series

Automotive
AEC-Q200

AWCS00372822 Type

■ Characteristics Graph

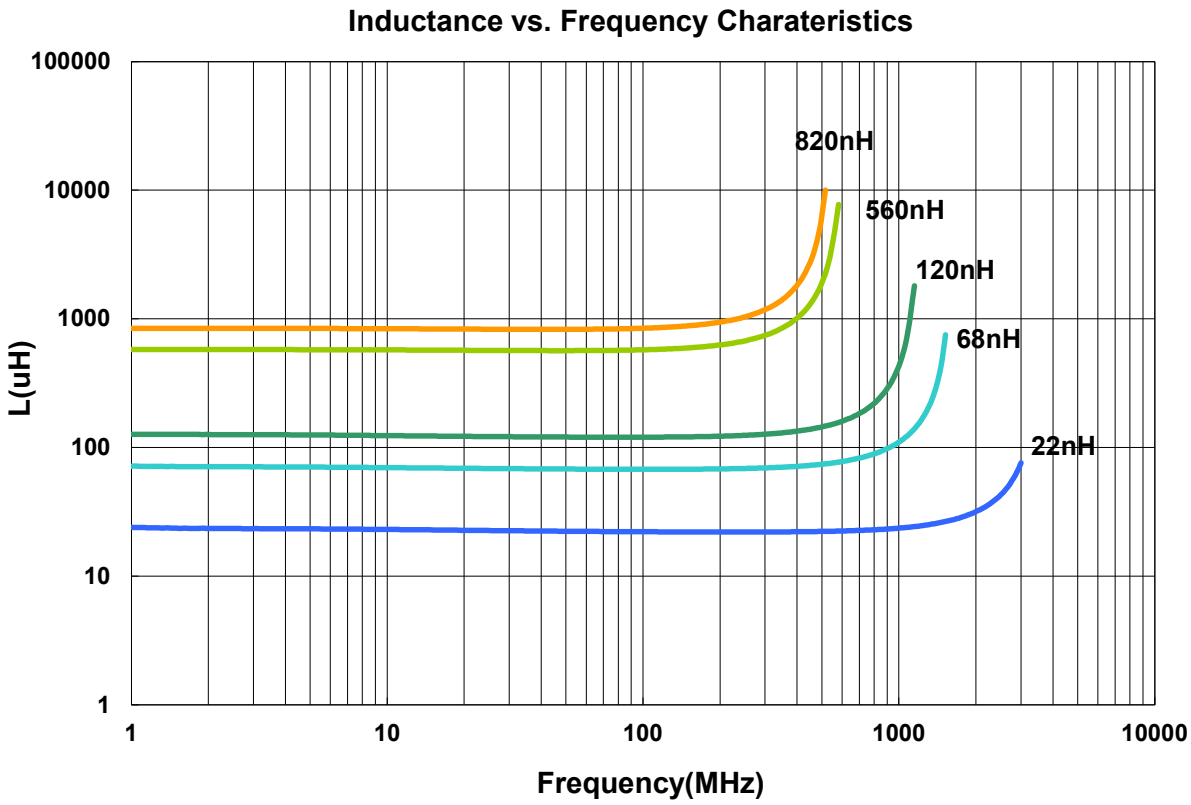

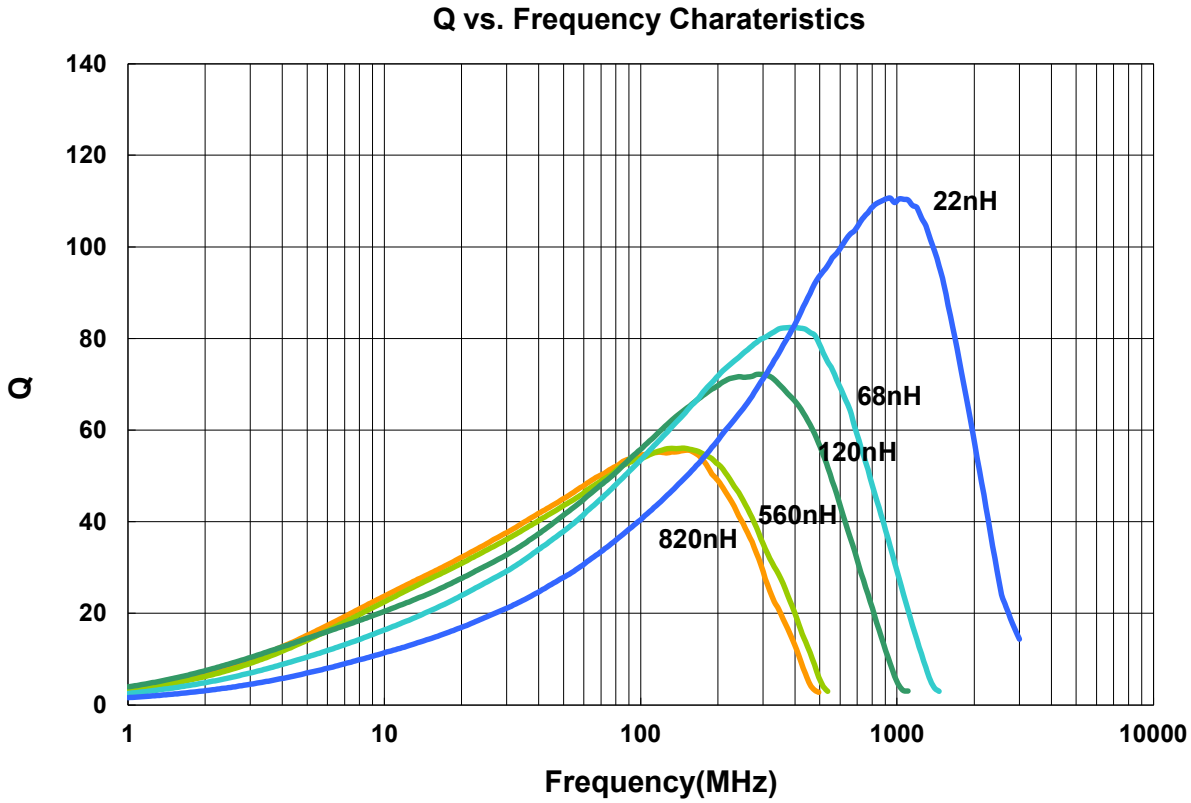

Please be sure to request approval specifications that provide further details of the products. Kindly note that the content of these specifications are subject to change or may be discontinued without prior notice. This product may not be designed/used in medical or high risk applications without Chilisin approval. Please contact our sales department before ordering.

Chip Inductor AWCS Series

Automotive
AEC-Q200

Packaging

Tape Dimensions

Figure 1

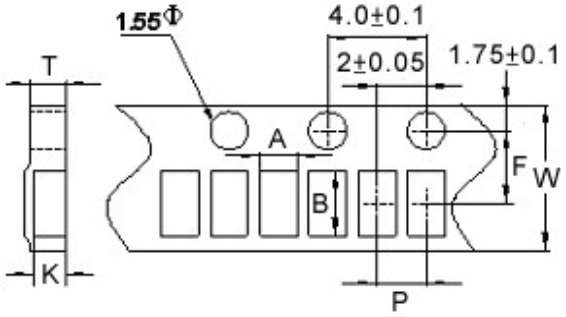

Tape Material

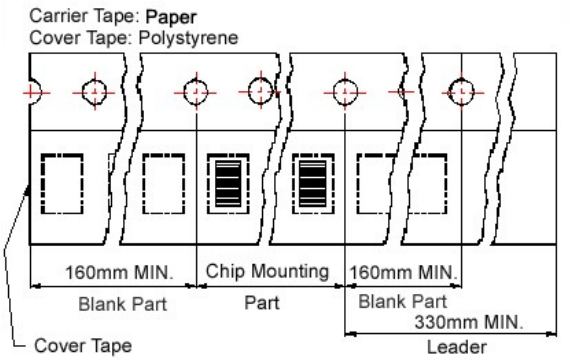

Figure 2

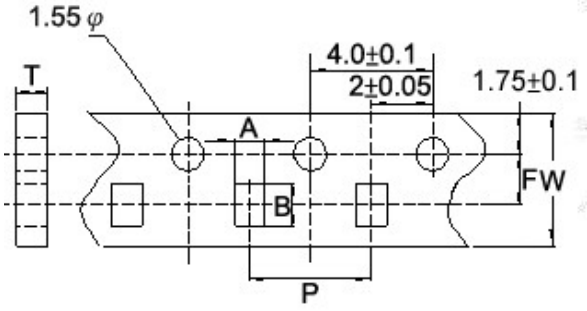

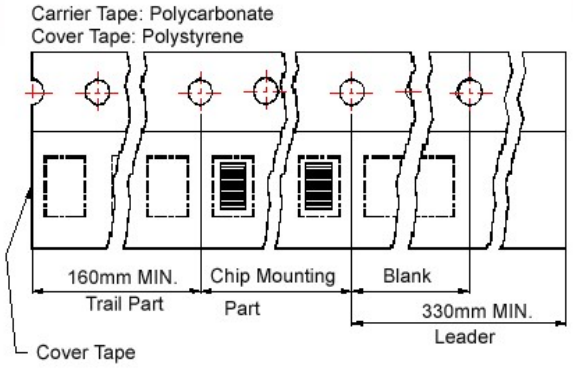

Figure 3

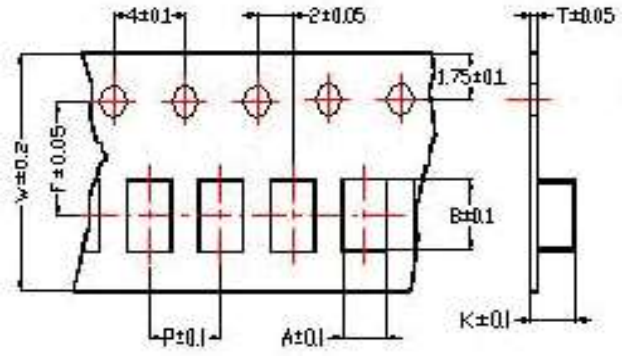

Reel Dimensions

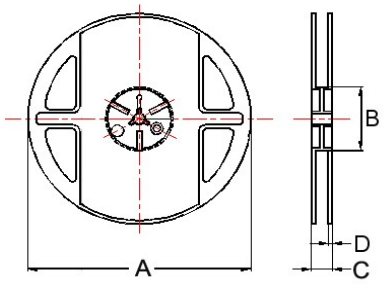

Dimensions in mm

TYPE	Fig.	Tape Dimensions							Reel Dimensions				Quantity
		A	B	T	W	P	F	K	A	B	C	D	PCS / Reel
AWCS00120707	1	0.67	1.2	0.75	8	2	3.5	0.59	178	60	12	1.5	4000
AWCS00161008	2	1.25	1.90	1.05	8	4	3.5	-	178	60	12	1.5	4000
AWCS00231715	3	1.85	2.45	0.23	8	4	3.5	1.7	178	60	12	1.5	2000
AWCS00292821	3	2.80	2.95	0.23	8	4	3.5	2.2	178	60	12	1.5	2000
AWCS00372822	3	2.85	3.58	0.26	12	4	5.5	2.55	178	60	16	1.4	2000

Please be sure to request approval specifications that provide further details of the products. Kindly note that the content of these specifications are subject to change or may be discontinued without prior notice. This product may not be designed/used in medical or high risk applications without Chilisin approval. Please contact our sales department before ordering.