D1RFRD006

REVISION RECORD				
REV	ECO	DESCRIPTION	DRFT	CHKD
1		ADD PART NO.	Garvey 9/16/00'	
2		DIMISION MODIFY	zling 07/08/'01	
3		DRAWING MODIFY	LWL 11/26/'02	
4		ADD PART NO.	CHI 05/05/03	
5		DRAWING MODIFY	coke 10/27/03	
6		ADD PART NO.	CECILIA 3/03/04'	

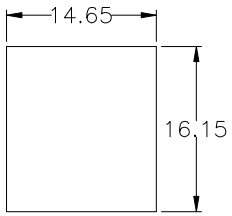

FRONT OPENNING

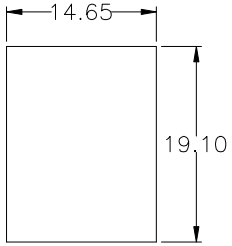

BACK OPENNING

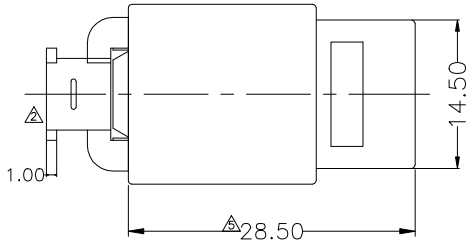

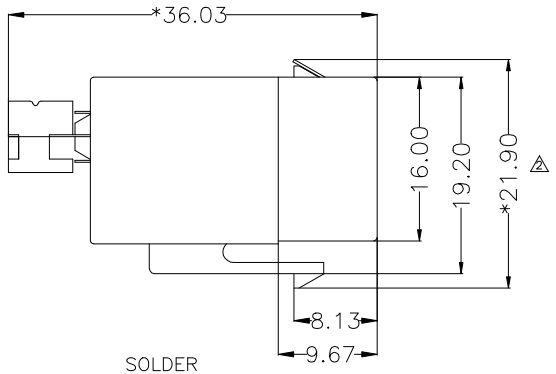

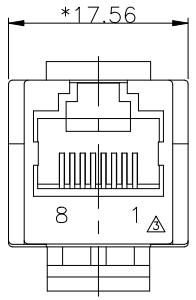

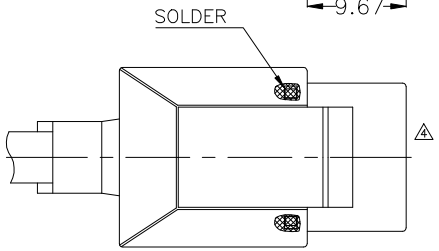

IDC Connect Modular Jack

These jacks are available in two versions to meet either shielded or unshielded application requirements on twisted pair cable. They are also available in the two most commonly used wiring schemes.

They are perfectly design to use with wallplates, faceplates and patch panels.

NOTE:

1. PART NUMBER: E6188–X1X025

1– T568A
2– T568B

1– AWG # 22
2– AWG # 24
3– AWG # 26With Strand Wire
4– AWG # 30

E6188–X1X025–L

1– T568A
2– T568B

WITH NO LEAD 6

1– AWG # 22
2– AWG # 24
3– AWG # 26With Strand Wire
4– AWG # 30

MM (INCH)	DFTO JAME	DATE 01/06/'98	FULL RISE ELECTRONIC CO., LTD
TOLERANCES EXCEPT AS NOTED	CHKD ZY	DATE 2004/3/3	
MM .0 ±0.20 ± .00 ±0.15 ± .000 ±0.075 ±	MFO	DATE	TITLE FULLY SHIELDED CAT.5 KEYSTONE JACK
ANGLES ±	APPVL SHY	DATE 2004/3/3	
THIRD ANGLE PROJECTION	MATERIAL :		DRAWING NO. GE613001 SIZE A3 REV 6 3/03/04'
DETACHED LISTS	QT'Y :		/PART NO. SEE NOTE
	FINISH :		DO NOT SCALE DRAWING SHEET X OF Y
	SCALE : 2:1		

8 7 6 5 4 3 2 1

H G F E D C B A