RoHS COMPLIANT

Pulse Electronics
www.pulseelectronics.com

NOTES:

1. ROHS COMPLIANT
2. HEADER: PHENOLIC WITH FLAMMABILITY
   RATING UL 94V-0 OR BETTER.
3. STORAGE TEMPERATURE: -20°C TO +125°C
4. COMPLIANCE TO J-STD:
   - A. J-STD-002: SOLDERABILITY AT 245°C REFLOW PROFILE
   - B. J-STD-020: LEVEL 1, NO MOISTURE SENSITIVE
   - C. J-STD-075: R7, 245°C MAXIMUM THROUGH REFLOW SOLDER
5. TO ORDER TAPE & REEL PACKAGING ADD A "T" SUFFIX
   TO THE PART NUMBER(i.e T8008FNL BECOMES T8008FNLT).



FINAL OUTLINE

© Copyright, 2014. Pulse Electronics Corp. All rights reserved. Pulse confidential & proprietary. (06/17/14)

PRODUCT DESCRIPTION	TLA DRAWING	PS DRAWING	SHEET	PART NO.	DATASHEET REV.
CHOKE 2W,OCTAL,T1,40POH,47uH,NL	T8008FNL-10	PS-2743.001-A	1 OF 3	T8008FNL	A

E-MAIL: PRODINFONETWORK@PULSEELECTRONICS.COM(US), ASIA@PULSEELECTRONICS.COM(Asia) PHONE: USA:858 674 8100, GERMANY:49 7032 78060, SINGAPORE:65 6287 8998, SHANGHAI:86 21 62787060, TAIWAN:886 3 4356768

RoHS COMPLIANT

Pulse Electronics
www.pulseelectronics.com

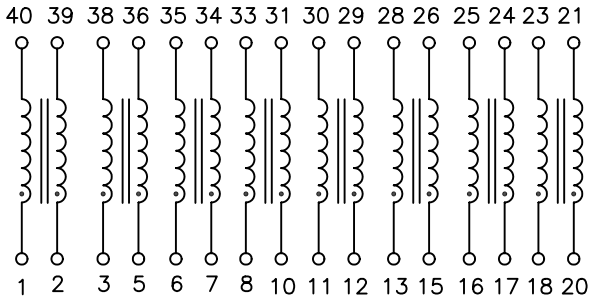

SCHEMATIC

ELECTRICAL CHARACTERISTICS AT +25°C UNLESS OTHER SPECIFIED

PARAMETER	SPECIFICATIONS
OPERATING TEMPERATURE	0°C – 70°C
POLARITY	PER SCHEMATIC
TURNS RATIO @ 10 KHz, 0.1 VRMS	$\frac{(1-40)}{(2-39)} = \frac{(3-38)}{(5-36)} = \frac{(6-35)}{(7-34)} = \frac{(8-33)}{(10-31)} = 1.0 \pm 2\%$ $\frac{(11-30)}{(12-29)} = \frac{(13-28)}{(15-26)} = \frac{(16-25)}{(17-24)} = \frac{(18-23)}{(20-21)} = 1.0 \pm 2\%$
INDUCTANCE (OCL) @ 100 KHz, 0.1 VRMS	(1–40) = (3–38) = (6–35) = (8–33) = 47.0 uH MIN (12–29) = (15–26) = (17–24) = (20–21) = 47.0 uH MIN
DC RESISTANCE	(11–30) = (13–28) = (16–25) = (18–23) = 0.50 OHMS MAX (2–39) = (5–36) = (7–34) = (10–31) = 0.50 OHMS MAX
LEAKAGE INDUCTANCE @ 100 KHz, 0.1 VRMS	(1–40) WITH (2–39) SHORTED = .450 uH MAX (3–38) WITH (5–36) SHORTED = .450 uH MAX (6–35) WITH (7–34) SHORTED = .450 uH MAX (8–33) WITH (10–31) SHORTED = .450 uH MAX (11–30) WITH (12–29) SHORTED = .450 uH MAX (13–28) WITH (15–26) SHORTED = .450 uH MAX (16–25) WITH (17–24) SHORTED = .450 uH MAX (18–23) WITH (20–21) SHORTED = .450 uH MAX
CWW @ 100 KHz, 1.0 VRMS	(1–40) TO (2–39) = 25 pF MAX (3–38) TO (5–36) = 25 pF MAX (6–35) TO (7–34) = 25 pF MAX (8–33) TO (10–31) = 25 pF MAX (11–30) TO (12–29) = 25 pF MAX (13–28) TO (15–26) = 25 pF MAX (16–25) TO (17–24) = 25 pF MAX (18–23) TO (20–21) = 25 pF MAX

COMMON MODE ATTENUATION	.100 MHz	1 MHz	10 MHz	30 MHz	50 MHz	100 MHz	300 MHz
	–7 dB MINIMUM	–18 dB MINIMUM	–32 dB MINIMUM	–36 dB MINIMUM	–35 dB MINIMUM	–29 dB MINIMUM	–15 dB MINIMUM

HIPOT	650 VRMS FOR 6S

© Copyright, 2014. Pulse Electronics Corp. All rights reserved. Pulse confidential & proprietary. (06/17/14)

E–MAIL: PRODINFONETWORK@PULSEELECTRONICS.COM(US), ASIA@PULSEELECTRONICS.COM(Asia) PHONE: USA:858 674 8100, GERMANY:49 7032 78060, SINGAPORE:65 6287 8998, SHANGHAI:86 21 62787060, TAIWAN:886 3 4356768

RoHS COMPLIANT

Pulse Electronics
www.pulseelectronics.com

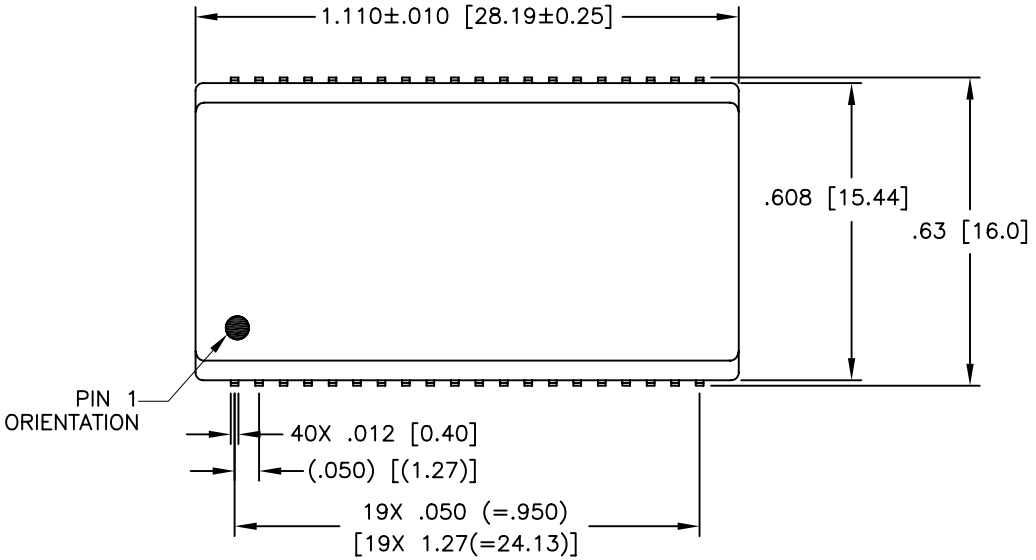

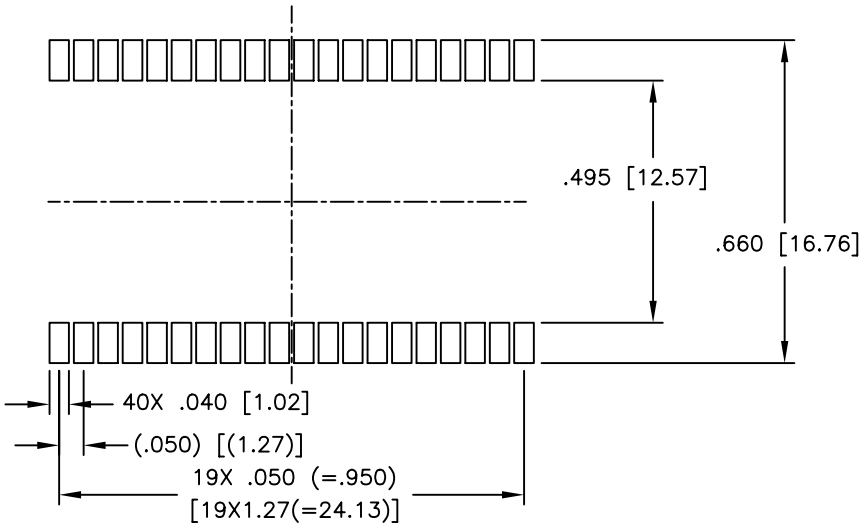

SUGGESTED PAD LAYOUT

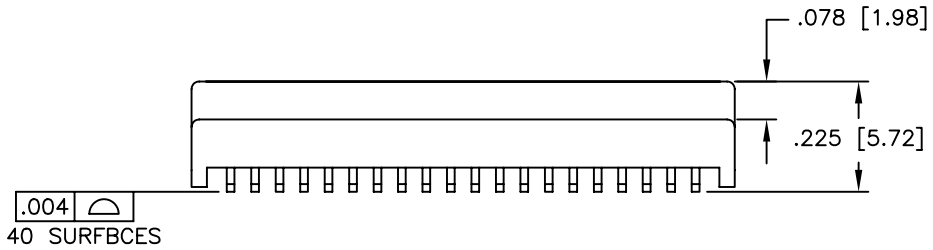

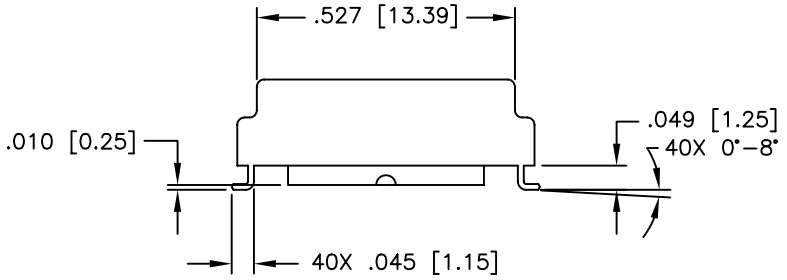

DIMENSIONS ARE IN INCHES [MILLIMETERS] WITH THE FOLLOWING TOLERANCES: [MILLIMETERS] ARE FOR REFERENCE ONLY.
.XX= ±.01 [±0.25]
.XXX= ±.005 [±0.13]

© Copyright, 2014. Pulse Electronics Corp. All rights reserved. Pulse confidential & proprietary. (06/17/14)

PRODUCT DESCRIPTION	TLA DRAWING	PS DRAWING	SHEET	PART NO.	DATASHEET REV.
CHOKE 2W,OCTAL,T1,40POH,47uH,NL	T8008FNL–10	PS–2743.001–A	3 OF 3	T8008FNL	A

E–MAIL: PRODINFONETWORK@PULSEELECTRONICS.COM(US), ASIA@PULSEELECTRONICS.COM(Asia) PHONE: USA:858 674 8100, GERMANY:49 7032 78060, SINGAPORE:65 6287 8998, SHANGHAI:86 21 62787060, TAIWAN:886 3 4356768