Technical Data Sheet

REC30K series ◊ Regulated DC-DC Converter

30W ◊ Isolated Output ◊ 2:1 & 4:1 Input

RECOM DC/DC Converter

FEATURES

- Industry standard 30W 1”x1” package
- Derates to 105°C ambient temperature
- Wide 2:1 and 4:1 input ranges
- ON/OFF control pin, UVLO, SCP
- 3 year warranty



Dimensions (LxWxH): 25.4 x 25.4 x 10.2mm (1.0 x 1.0 x 0.40 inch)
20g (0.044 lbs)

APPLICATIONS



SAFETY & EMC

RoHS² compliant 10 from 10 | Reach compliant | IECEE CB SCHEME

DESCRIPTION

The REC30K series are high power density, wide input voltage range 30W DC/DC converters in an industry standard 1”x1” case size. Despite their small size, the REC30K converters are fully specified devices with output currents up to 6 amps, high efficiency, no minimum load, 2000VDC/1min isolation, tight regulation, and low ripple/noise figures. The outputs are also fully protected against short circuits, overcurrent, and overvoltage, and the single output version offers a ±10% trim range. These converters fit well in industrial applications where board space is at a premium.

SELECTION GUIDE 2:1 INPUT

Part Number	Input Voltage Range [VDC]	nom. Output Voltage [VDC]	Output Current [mA]	Efficiency typ. (1) [%]	max. Capacitive Load (2) [µF]
REC30K-483.3S	36-75	3.3	6000	87	15000
REC30K-4805S	36-72	5	6000	89	10500
REC30K-4809S	36-75	9	3340	89	6000
REC30K-4812S	36-75	12	2500	89	2000
REC30K-4815S	36-75	15	2000	88	2000
REC30K-4824S	36-75	24	1250	88	2000
REC30K-4805D	36-75	±5	±2000	83	±6000
REC30K-4812D	36-75	±12	±1250	86	±4000
REC30K-4815D	36-75	±15	±1000	87	±4000

Note1: Efficiency is tested at nominal input and full load at +25°C ambient
Note2: Max Cap Load is tested at nominal input and full resistive load

copyright © RECOM Power GmbH, all rights reserved

REC30K Series ◊ Regulated DC-DC Converter

30W ◊ Isolated Output ◊ 2:1 & 4:1 Input

RECOM DC/DC Converter

SELECTION GUIDE 4:1 INPUT

Part Number	Input Voltage Range [VDC]	Output Voltage [VDC]	Output Current [mA]	Efficiency typ. (1) [%]	max. Capacitive Load (2) [µF]
REC30K-243.3SZ	9-36	3.3	6000	87	15000
REC30K-2405SZ	9-36	5	6000	87	10500
REC30K-2409SZ	9-36	9	3340	89	6000
REC30K-2412SZ	9-36	12	2500	88	3000
REC30K-2415SZ	9-36	15	2000	88	3000
REC30K-2424SZ	9-36	24	1250	88	4000
REC30K-2405DZ	9-36	±5	±2000	84	±6000
REC30K-2412DZ	9-36	±12	±1250	88	±3000
REC30K-2415DZ	9-36	±15	±1000	88	±4000
REC30K-483.3SZ	18-75	3.3	6000	86	15000
REC30K-4805SZ	18-75	5	6000	87	10000
REC30K-4809SZ	18-75	9	3340	89	6000
REC30K-4812SZ	18-75	12	2500	89	2000
REC30K-4815SZ	18-75	15	2000	88	2000
REC30K-4824SZ	18-75	24	1250	88	3000
REC30K-4805DZ	18-75	±5	±2000	83	±6000
REC30K-4812DZ	18-75	±12	±1250	86	±4000
REC30K-4815DZ	18-75	±15	±1000	87	±4000

Note1: Efficiency is tested at nominal input and full load at +25°C ambient

Note2: Max Cap Load is tested at nominal input and full resistive load

MODEL NUMBERING

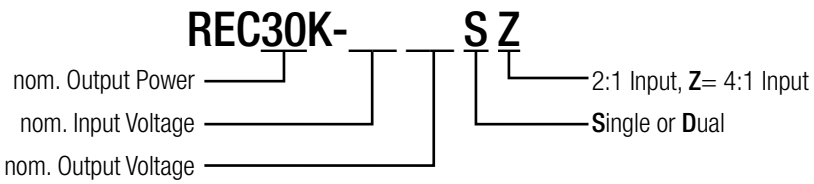

BASIC CHARACTERISTICS (measured @ T_{AMB}= 25°C, nom. V_{IN}, full load and after warm-up unless otherwise stated)

Parameter	Condition		Min.	Typ.	Max.
Internal Input Filter					capacitor
Input Voltage Range	2:1 Input, nom. V_{IN}= 48VDC	REC30K-4805S	36VDC		72VDC
		REC30K-48xxS	36VDC		75VDC
	4:1 Input, nom. V_{IN}= 24VDC	REC30K-24xxSZ	9VDC		36VDC
	4:1 Input, nom. V_{IN}= 48VDC	REC30K-48xxSZ	18VDC		75VDC
Input Under Voltage Lockout (UVLO)	REC30K-24xxSZ	DC-DC ON	8VDC		9VDC
		DC-DC OFF	6VDC		7.5VDC
	REC30K-48xxS	DC-DC ON	33VDC		36VDC
		DC-DC OFF	31VDC		32VDC
	REC30K-48xxSZ	DC-DC ON	16VDC		18VDC
		DC-DC OFF	13.5VDC		15VDC
Input Current	REC30K-24xxSZ			1400mA	4000mA
	REC30K-48xxS			700mA	1000mA
	REC30K-48xxSZ			750mA	2000mA
Quiescent Current				5mA	20mA
Output Power	nom. V_{OUT}= 3.3VDC				19.8W
	others				30W
Output Voltage Trimming	single output only, refer to **„Output Voltage Trimming“**		-10%		+10%

copyright © RECOM Power GmbH, all rights reserved

REC30K Series ◊ Regulated DC-DC Converter

30W ◊ Isolated Output ◊ 2:1 & 4:1 Input

RECOM DC/DC Converter

BASIC CHARACTERISTICS (measured @ T_{AMB}= 25°C, nom. V_{IN}, full load and after warm-up unless otherwise stated)					
Parameter	**Condition**		**Min.**	**Typ.**	**Max.**
Minimum Load			0%		
Start-up time				20ms	50ms
ON/OFF CTRL	DC-DC ON			Open or V_{CTRL} > 1.5VDC	
	DC-DC OFF			Short to -V_{IN} or < 1.5VDC	
Input Current of CTRL Pin	DC-DC ON				100µA
Internal Operating Frequency				265kHz	
Output Ripple and Noise (3)	20MHz BW	REC30K-243.3SZ & REC30K-4824S		500mVp-p	
		others		250mVp-p	

Note3: Measurements are made with a 0.1µF MLCC & 10µF E-cap in parallel across output. (low ESR)
The test setup can have an impact on ripple noise values (placement of scope probe, capacitors, it's specifications, wires, PCB tracks, distances, etc.)

Efficiency vs. Load

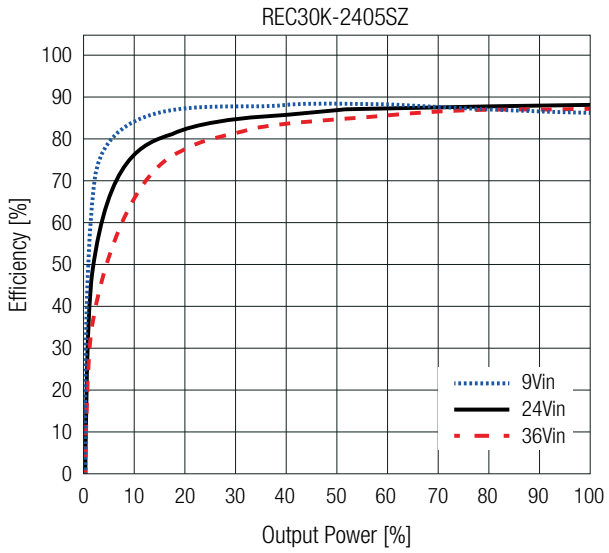

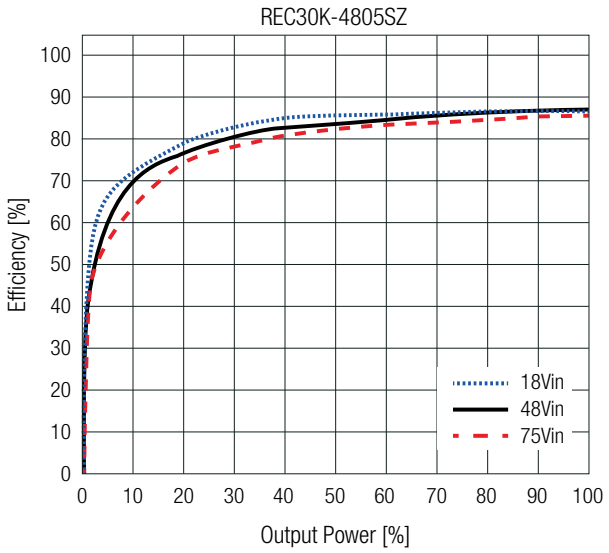

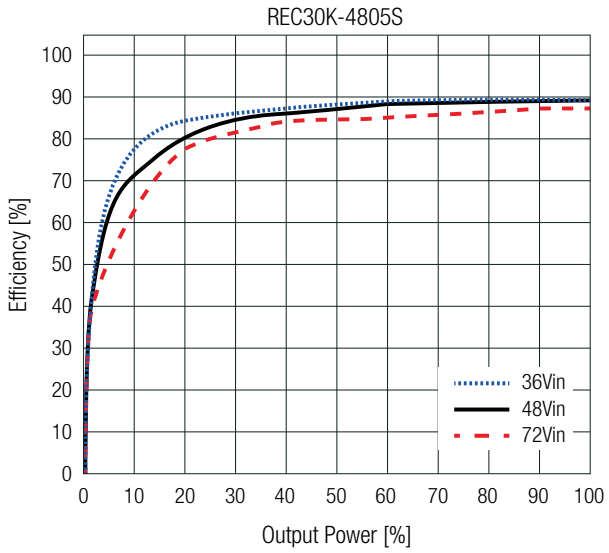

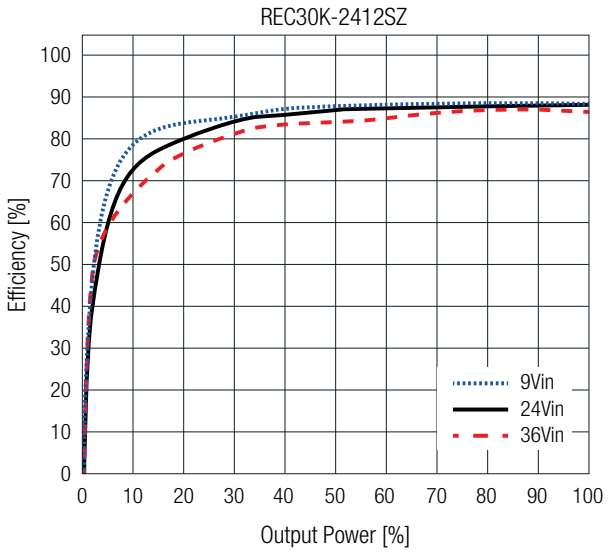

copyright © RECOM Power GmbH, all rights reserved

BASIC CHARACTERISTICS (measured @ T_{AMB}= 25°C, nom. V_{IN}, full load and after warm-up unless otherwise stated)

Efficiency vs. Load

REC30K-4812SZ

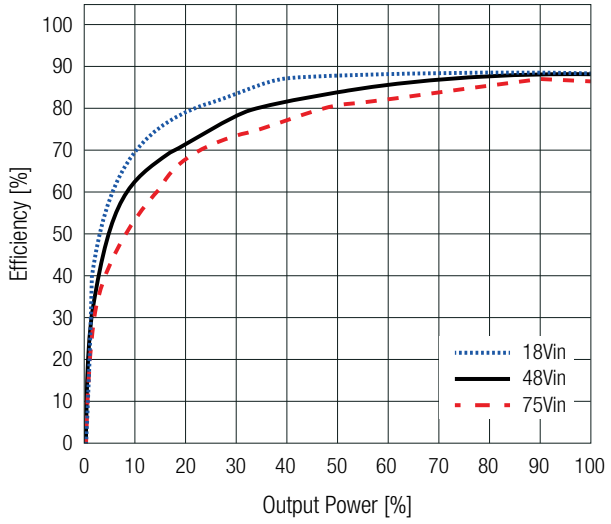

REC30K-4812S

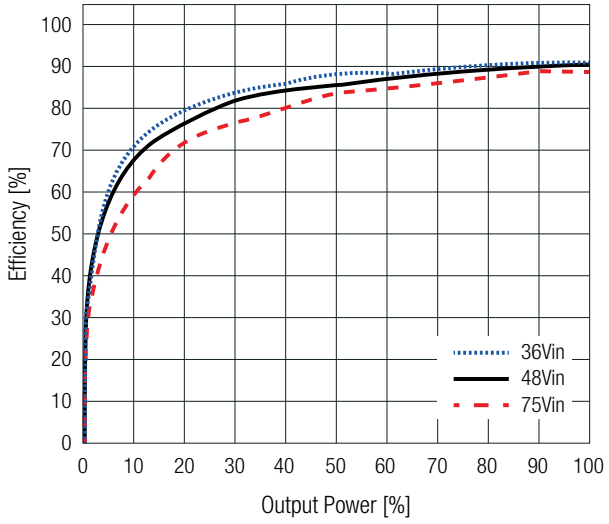

REC30K-2424SZ

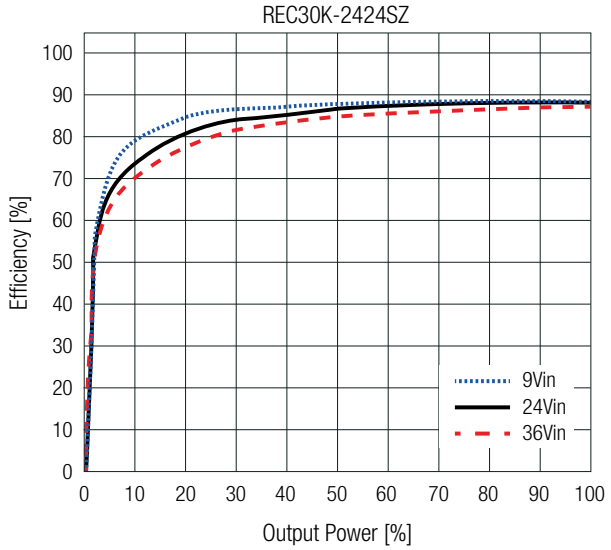

REC30K-4824SZ

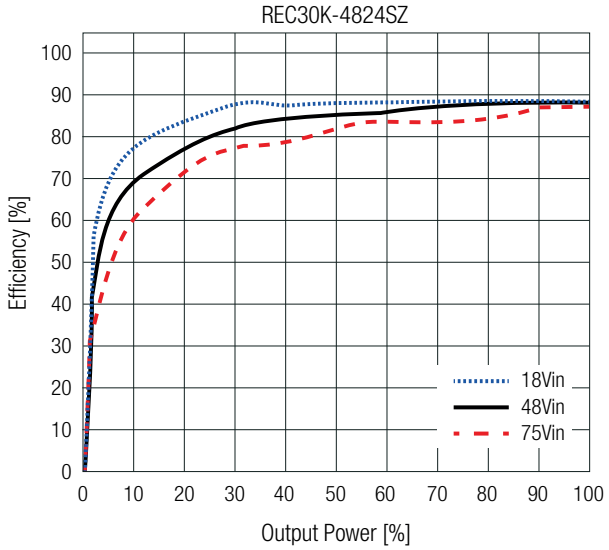

REC30K-2412DZ

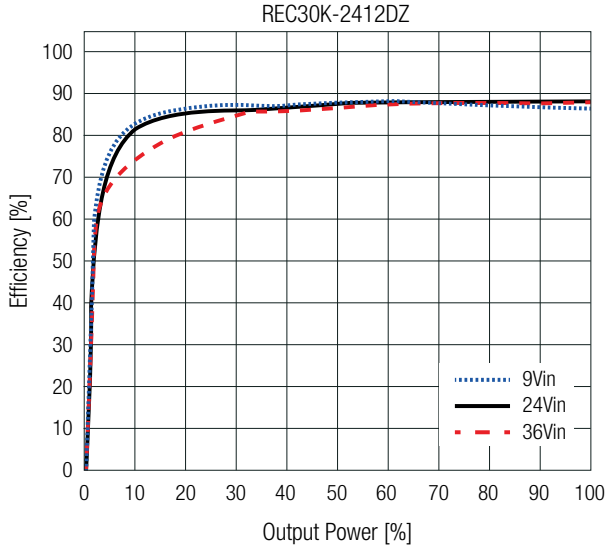

REC30K-4812DZ

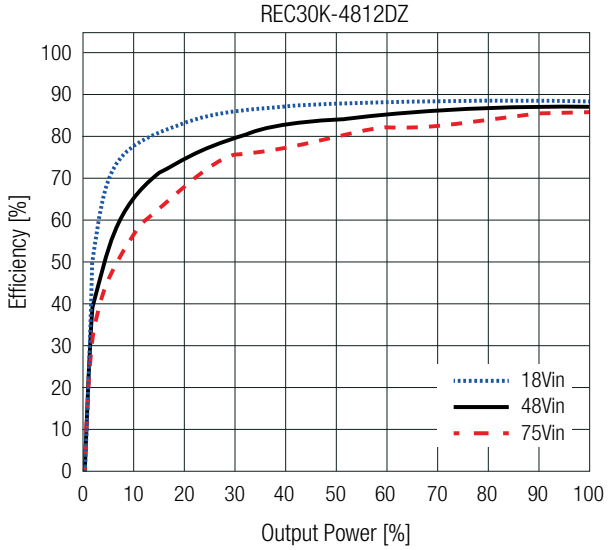

copyright © RECOM Power GmbH, all rights reserved

OUTPUT VOLTAGE TRIMMING

The REC30K series offers the feature of trimming the output voltage over a range between 3.3V and 24V by using external trim resistors. The values for trim resistors shown in trim tables below are according to standard E96 values; therefore, the specified voltage may slightly vary.

Trim up

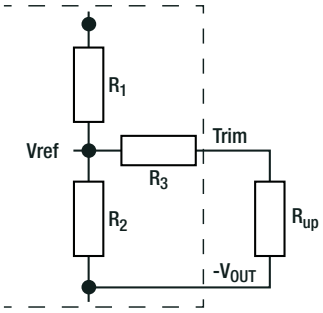

Trim down

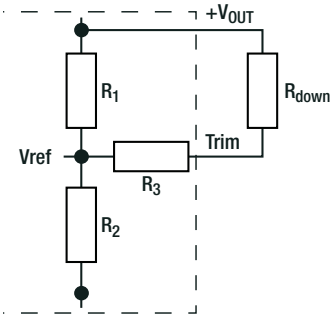

$Vout_{nom}$	= nominal output voltage	[VDC]
$Vout_{set}$	= trimmed output voltage	[VDC]
V_{ref}	= reference voltage	[VDC]
R_{up}	= trim up resistor	[Ω]
R_{down}	= trim down resistor	[Ω]
R_1, R_2, R_3	= internal resistors	[Ω]
k_u	= trim up factor	[ ]
k_d	= trim down factor	[ ]

Model	$Vout_{nom}$ [VDC]	R_1 [Ω]	R_2 [Ω]	R_3 [Ω]	V_{REF} [VDC]
REC30K-243.3SZ	3.3	8k48	5k1	20k	1.24
REC30K-483.3S(Z)				10k	
REC30K-2405SZ	5	7k5	7k5	20k	2.5
REC30K-4805S					
REC30K-4805SZ				10k	
REC30K-2409SZ	9	6k45	2k49	10k2	
REC30K-4809S(Z)				10k	
REC30K-2412SZ	12	9k53	2k49	10k2	
REC30K-4812S(Z)				10k	
REC30K-2415SZ	15	25k5	5k1	10k2	
REC30K-4815S(Z)				10k	
REC30K-2424SZ	24	21k43	2k49	10k2	
REC30K-4824S(Z)		21k41		10k	

Calculations:

$$k_u = \left[\frac{V_{ref}}{Vout_{set} - V_{ref}}\right] \times R_1 \qquad R_{up} = \left[\frac{k_u \times R_2}{R_2 - k_u}\right] - R_3$$

$$k_d = \left[\frac{Vout_{set} - V_{ref}}{V_{ref}}\right] \times R_2 \qquad R_{down} = \left[\frac{k_d \times R_1}{R_1 - k_d}\right] - R_3$$

Practical Example REC30K-2405SZ trim up 10%:

V_{OUTnom}= 5VDC, $Vout_{set}$= 5.5VDC

$$k_u = \left[\frac{2.5VDC}{5.5VDC - 2.5VDC}\right] \times 7.5k\Omega = 6.25$$

$$R_{up} = \left[\frac{6.25 \times 7.5k\Omega}{7.5k\Omega - 6.25}\right] - 20k\Omega = 17.5k\Omega$$

R_{up} according to E96 ≈ **17k4Ω**

Practical Example REC30K-2405SZ trim down -10%:

V_{OUTnom}= 5VDC, $Vout_{set}$= 4.5VDC

$$k_d = \left[\frac{4.5VDC - 2.5VDC}{2.5VDC}\right] \times 7.5k\Omega = 6$$

$$R_{down} = \left[\frac{6 \times 7.5k\Omega}{7.5k\Omega - 6}\right] - 20k\Omega = 10k\Omega$$

R_{down} according to E96 ≈ **10kΩ**

$VOUT_{nom}$= 3.3VDC

Trim up

$Vout_{set}$	3.63	3.60	3.56	3.53	3.50	3.47	3.43	3.40	3.37	3.33	[VDC]
R_{up} (E96)	10k5	12k4	16k2	19k6	23k7	29k4	42k2	57k6	86k6	210k	[Ω]

Trim down

$Vout_{set}$	2.97	3.00	3.04	3.07	3.10	3.14	3.17	3.20	3.23	3.27	[VDC]
R_{down} (E96)	18k7	22k1	28k	34k	41k2	54k9	71k5	100k	147k	374k	[Ω]

copyright © RECOM Power GmbH, all rights reserved

OUTPUT VOLTAGE TRIMMING

$VOUT_{nom}$= 5VDC

Trim up

$Vout_{set}$	5.50	5.45	5.40	5.35	5.30	5.25	5.20	5.15	5.10	5.05	[VDC]
R_{up} (E96)	17k4	21k5	26k7	33k2	42k2	54k9	73k2	105k	169k	357k	[Ω]

Trim down

$Vout_{set}$	4.50	4.55	4.60	4.65	4.70	4.75	4.80	4.85	4.90	4.95	[VDC]
R_{down} (E96)	10k	14k	19k6	26k1	34k8	47k5	66k5	97k6	162k	348k	[Ω]

$VOUT_{nom}$= 9VDC

Trim up

$Vout_{set}$	9.90	9.81	9.72	9.63	9.54	9.45	9.36	9.27	9.18	9.09	[VDC]
R_{up} (E96)	7k5	9k31	11k8	14k7	18k7	24k3	31k6	44k2	69k8	133k	[Ω]

Trim down

$Vout_{set}$	8.10	8.19	8.28	8.37	8.46	8.55	8.64	8.73	8.82	8.91	[VDC]
R_{down} (E96)	31k6	36k5	44k2	52k3	64k9	80k6	107k	154k	249k	619k	[Ω]

$VOUT_{nom}$= 12VDC

Trim up

$Vout_{set}$	13.20	13.08	12.96	12.84	12.72	12.60	12.48	12.36	12.24	12.12	[VDC]
R_{up} (E96)	9k76	11k8	14k7	18k2	22k6	23k2	39k2	54k9	88k7	182k	[Ω]

Trim down

$Vout_{set}$	10.80	10.92	11.04	11.16	11.28	11.40	11.52	11.64	11.76	11.88	[VDC]
R_{down} (E96)	56k2	63k4	75k	88k7	105k	130k	169k	232k	357k	750k	[Ω]

$VOUT_{nom}$= 15VDC

Trim up

$Vout_{set}$	16.50	16.35	16.20	16.05	15.90	15.75	15.60	15.45	15.30	15.15	[VDC]
R_{up} (E96)	32k4	37k4	43k2	49k9	60k4	75k	95k3	130k	200k	412k	[Ω]

Trim down

$Vout_{set}$	13.50	13.65	13.80	13.95	14.10	14.25	14.40	14.55	14.70	14.85	[VDC]
R_{down} (E96)	178k	200k	232k	267k	316k	392k	499k	681k	1M02	2M1	[Ω]

$VOUT_{nom}$= 24VDC

Trim up

$Vout_{set}$	26.40	26.16	25.92	25.68	25.44	25.20	24.96	24.72	24.48	24.24	[VDC]
R_{up} (E96)	12k4	15k	18k2	22k2	27k4	35k7	46k4	66k5	105k	232k	[Ω]

Trim down

$Vout_{set}$	21.60	21.84	22.08	22.32	22.56	22.80	23.04	23.28	23.52	23.76	[VDC]
R_{down} (E96)	158k	182k	205k	243k	287k	348k	442k	590k	909k	1M78	[Ω]

copyright © RECOM Power GmbH, all rights reserved

REGULATIONS

Parameter	Condition			Value
Output Accuracy				±2.0% typ.
Line Regulation	low line to high line, full load			±1.0% max.
Load Regulation [4]	10% to 100% load	single output	nom. V_{OUT}= 3.3VDC	±0.3% typ. / ±1.0% max.
			nom. V_{OUT}= 5VDC	±0.2% typ. / ±1.0% max.
			others	±1.0% typ. / ±1.0% max.
		dual output	$+V_{OUT}$	±0.1% typ. / ±1.0% max.
			$-V_{OUT}$	±0.5% typ. / ±1.5% max.
Cross Regulation	dual output only, asymetrical load 25%/100%			±5.0% typ.
Transient Response	25% load step change (75% - 100%)			500mV max.
	recovery time			250µs typ.

Note4: Operation below 10% load will not harm the converter, but specifications may not be met

PROTECTIONS [6]

Parameter	Condition		Value
Short Circuit Protection (SCP)			hiccup mode, auto recovery after faul condition removed
Over Voltage Protection (OVP)	110%-150% of nom. V_{OUT}		zener diode clamping
Over Load Protection (OLP)			150% typ.
Isolation Voltage [5]	I/P to O/P, according to 62368-1	1 minute	2kVDC
Isolation Resistance	I/P to O/P, V_{ISO}= 500VDC		100MΩ min.
Isolation Capacitance	I/P to O/P, 100kHz/0.1V	V_{OUT}= 9VDC & 24VDC	2000pF typ.
		others	1500pF typ.
Insulation Grade	according to 62368-1		basic

Note5: For repeat Hi-Pot testing, reduce the time and/or the test voltage
Note6: Refer to local safety regulations if input over-current protections is also required. Recommended fuse: slow blow type

ENVIRONMENTAL

Parameter	Condition		Value
Operating Temperature Range	with derating	refer to **„Derating Graph“**	-40°C to +105°C
Maximum Case Temperature			+125°C
Operating Altitude	according to 62368-1		5000m
Operating Humidity	non-condensing		5-95% RH max.
Pollution Degree			PD2
Shock			according to MIL-STD-810F
Vibration			according to MIL-STD-810F
MTBF	according to MIL-HDBK-217F, G.B.	T_{AMB}= +25°C	1100 x 10^3 hours

copyright © RECOM Power GmbH, all rights reserved

ENVIRONMENTAL

Derating Graph

(@ Chamber and natural convection 0.1m/s)

REC30K-243.3SZ

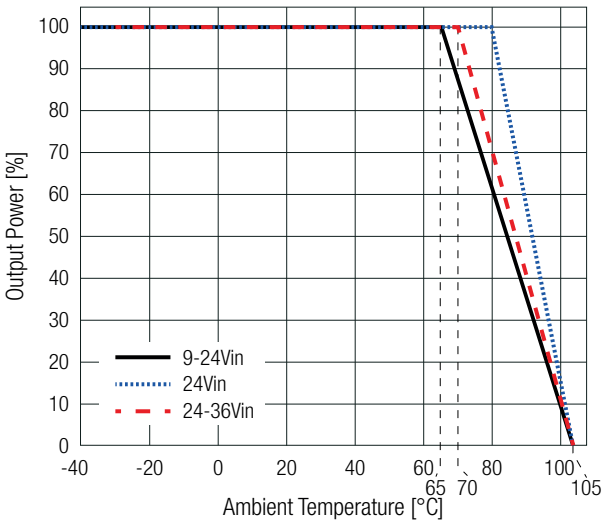

REC30K-483.3S(Z)

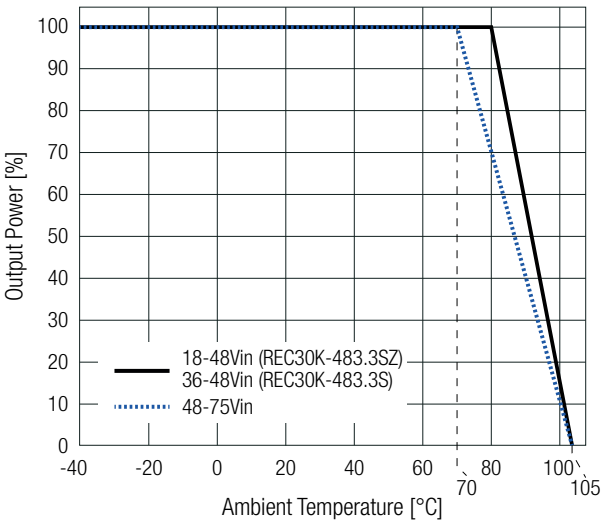

REC30K-4805S

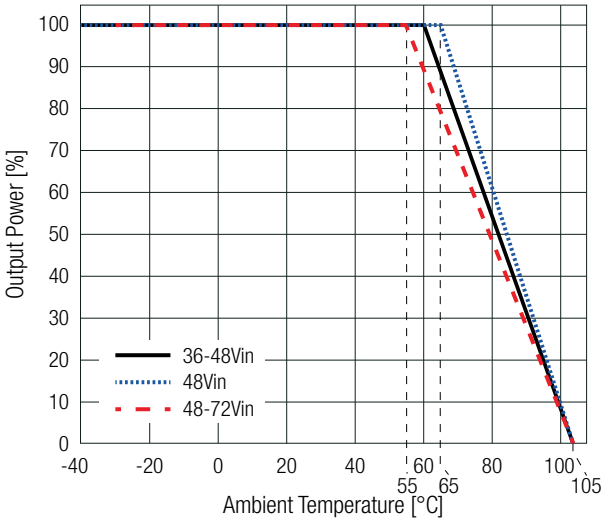

REC30K-2405SZ

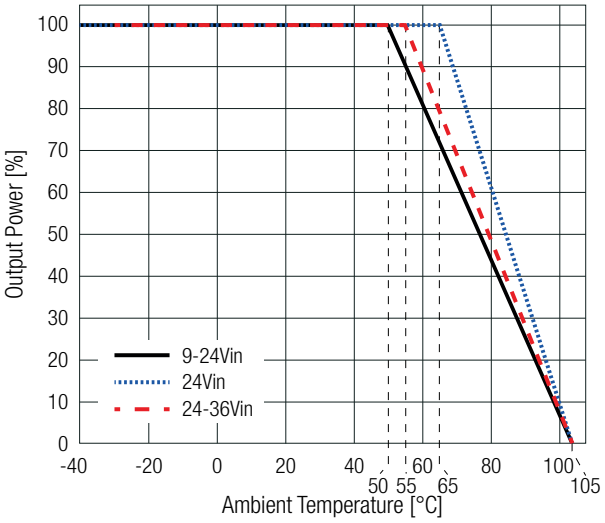

REC30K-4805SZ

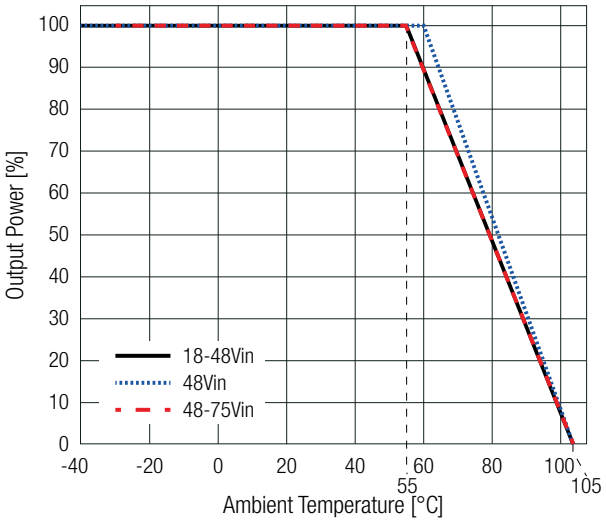

REC30K-2405DZ

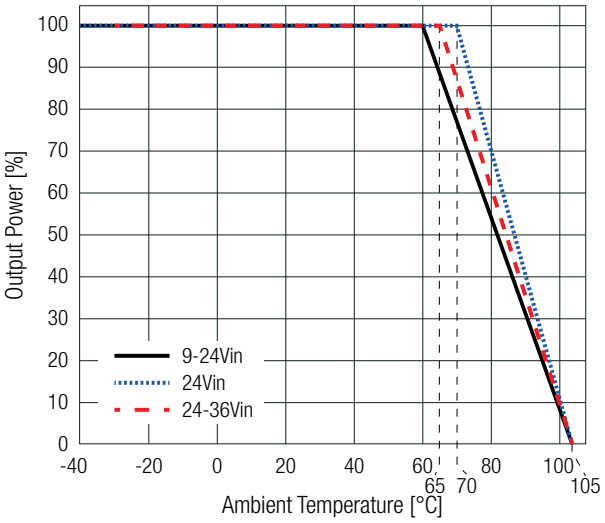

copyright © RECOM Power GmbH, all rights reserved
www.recom-power.com

ENVIRONMENTAL

Derating Graph

(@ Chamber and natural convection 0.1m/s)

REC30K-4805D(Z)

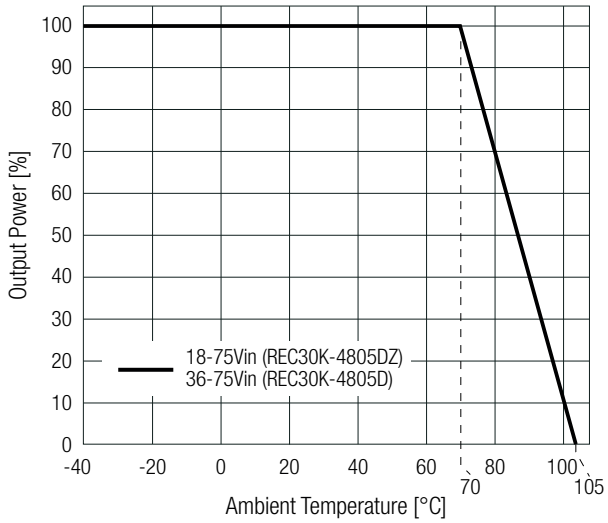

REC30K-2409SZ

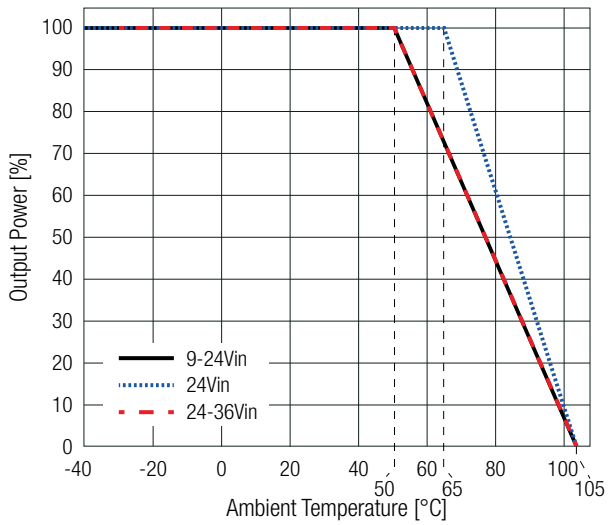

REC30K-4809S(Z), REC30K-4812S(Z), REC30K-4815S(Z)

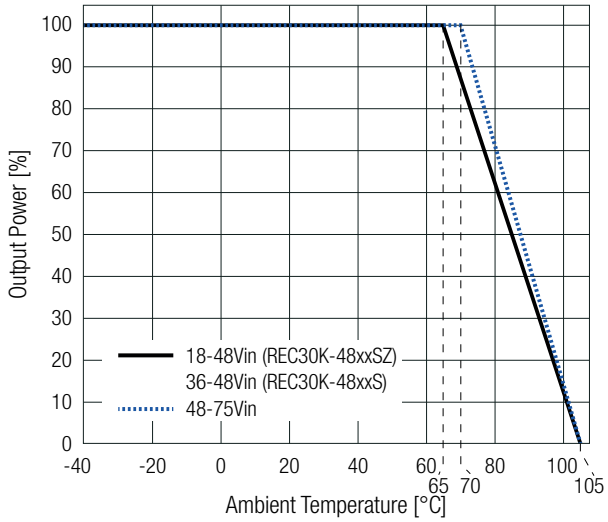

REC30K-2412SZ

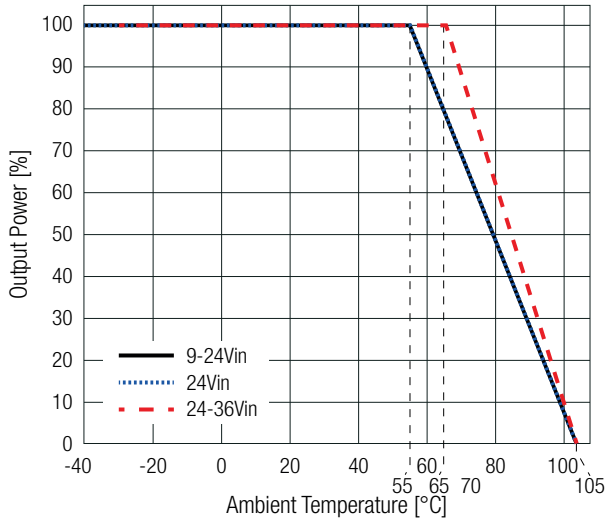

REC30K-2412DZ

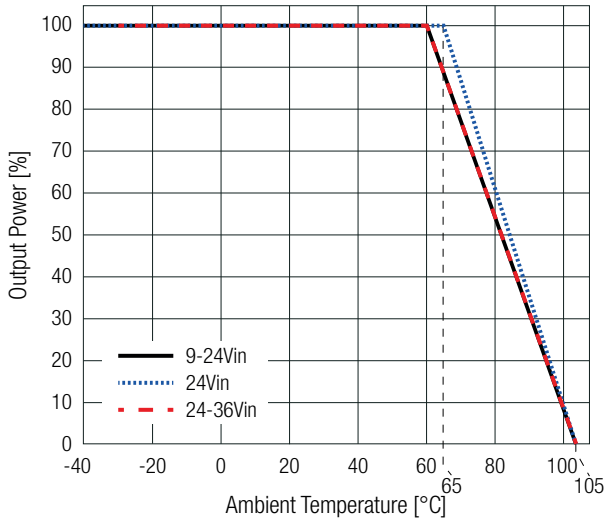

REC30K-4812D(Z)

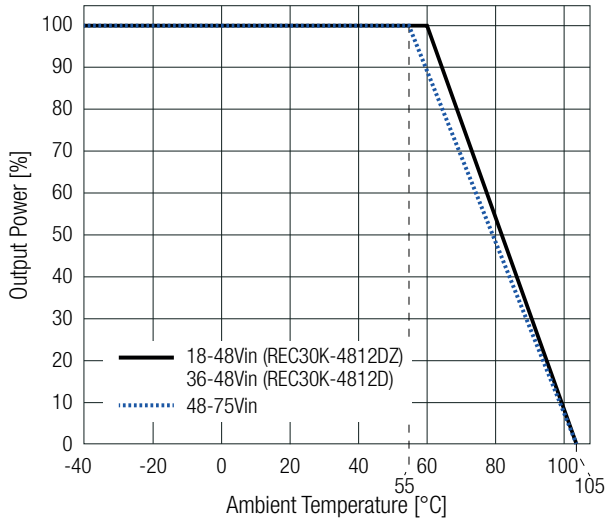

copyright © RECOM Power GmbH, all rights reserved

ENVIRONMENTAL

Derating Graph

(@ Chamber and natural convection 0.1m/s)

REC30K-2415SZ

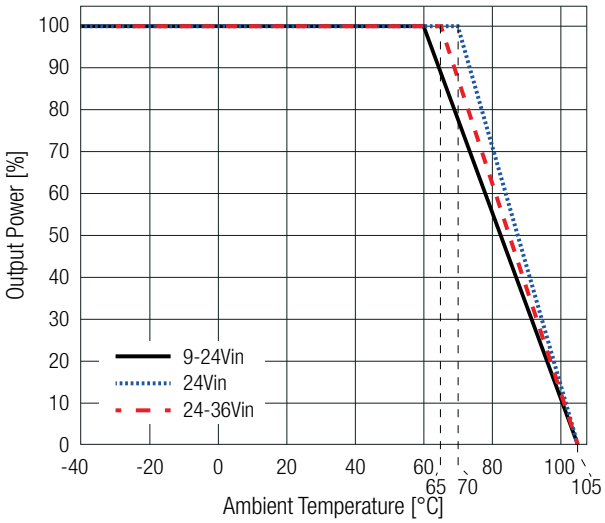

REC30K-2415DZ

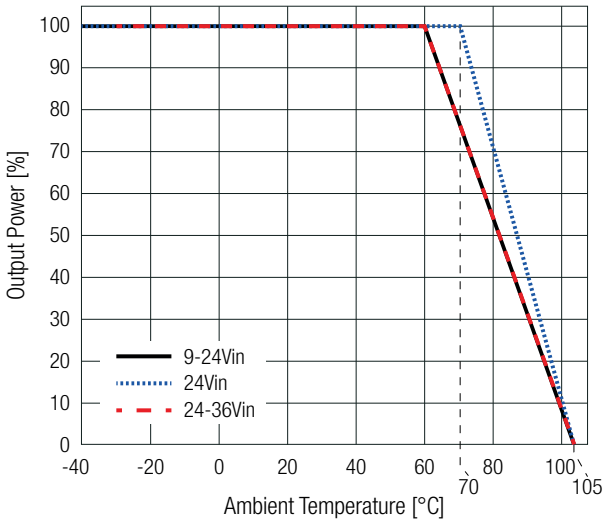

REC30K-4815D(Z)

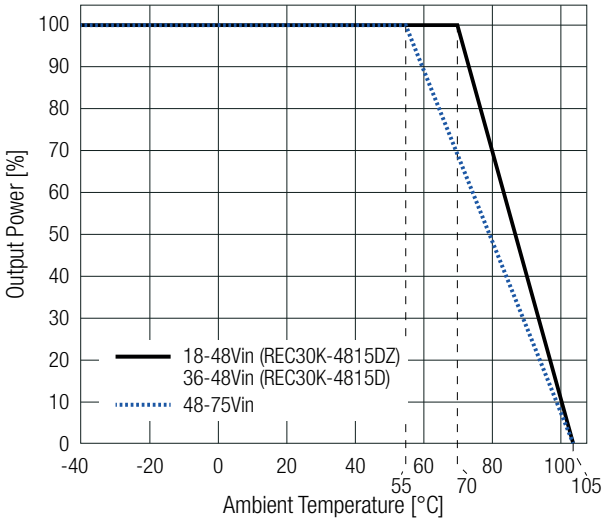

REC30K-4824S

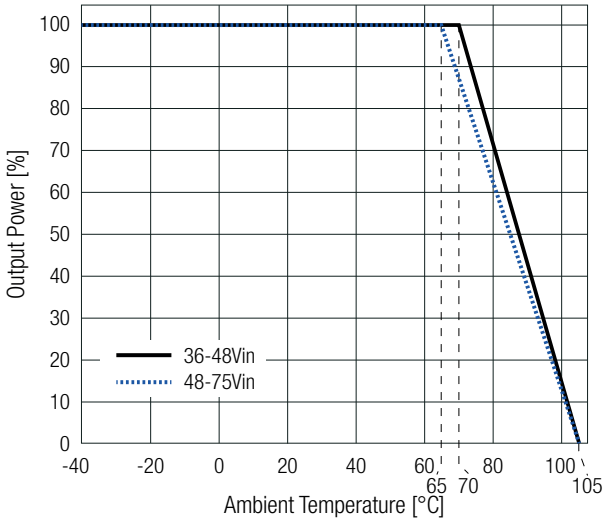

REC30K-2424SZ

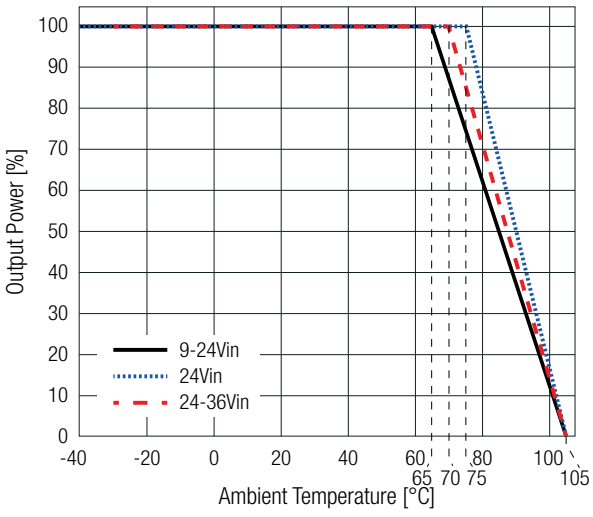

REC30K-4824SZ

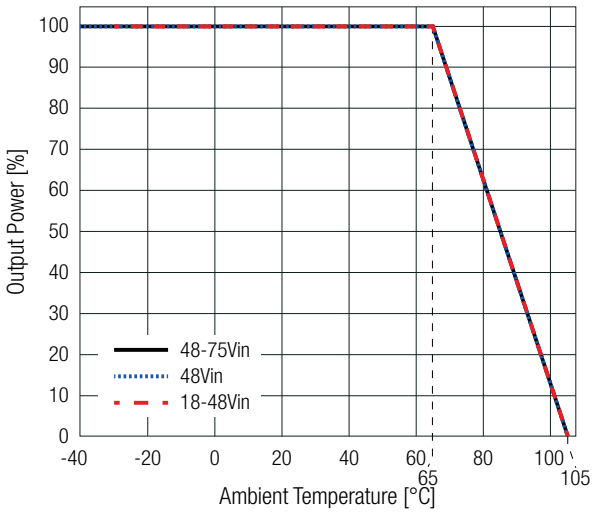

copyright © RECOM Power GmbH, all rights reserved

SAFETY AND CERTIFICATIONS

Certificate Type (Safety)	Report Number	Standard
Audio/Video, information and communication technology equipment - Part1: Safety requirements 3rd Edition	pending	UL62368-1:2019 3rd Edition
		CAN/CSA-C22.2 No. 62368-1-19 3rd Edition
Audio/Video, information and communication technology equipment - Part1: Safety requirements 3rd Edition (CB Scheme)	231019002	IEC62368-1:2018 3rd Edition
Audio/Video, information and communication technology equipment - Part1: Safety requirements 3rd Edition		EN IEC 62368-1:2020+A11:2020
RoHS2		RoHS 2011/65/EU + AM2015/863

EMC Compliance	Condition	Standard/Criterion
Electromagnetic Compatibility of Multimedia Equipment - Emission Requirements	with external filter, refer to below filter suggestions (7)	EN55032, Class A EN55032, Class B

EMC filter suggsestion according to EN55032

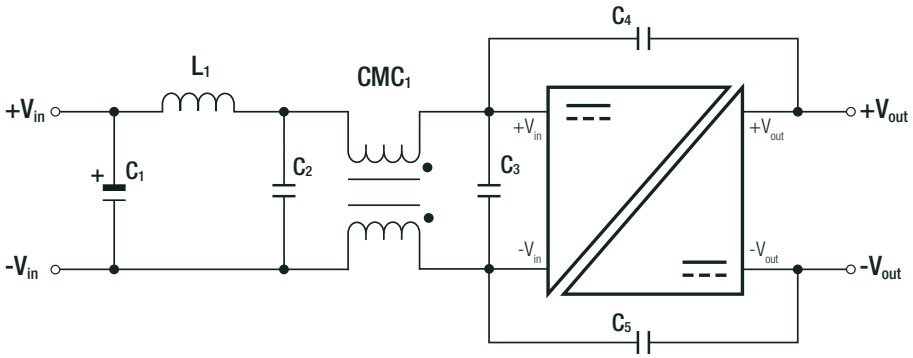

Component List Class A

Model	C1	L1	C2	CMC1	C3	C4, C5
REC30K-2405SZ	150µF	10µH	10µF	0.014mH	10µF	1nF

Component List Class B

Model	C1	L1	C2	CMC1	C3	C4, C5
REC30K-2405SZ	150µF	10µH	10µF	0.014mH	10µF	4.7nF

Note7: Filter suggestions are valid for indicated part numbers only. For other part numbers, please contact RECOM for advice.

DIMENSION & PHYSICAL CHARACTERISTICS

Parameter	Type	Value
Material	case	aluminum
	potting	silicone, (UL94 V-0)
	PCB	FR4, (UL94 V-0)
Dimension (LxWxH)		25.4 x 25.4 x 10.2mm 1.0 x 1.0 x 0.40inch
Weight		20g typ. 0.044 lbs

copyright © RECOM Power GmbH, all rights reserved

DIMENSION & PHYSICAL CHARACTERISTICS

Dimension Drawing (mm)

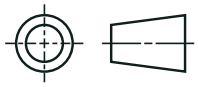

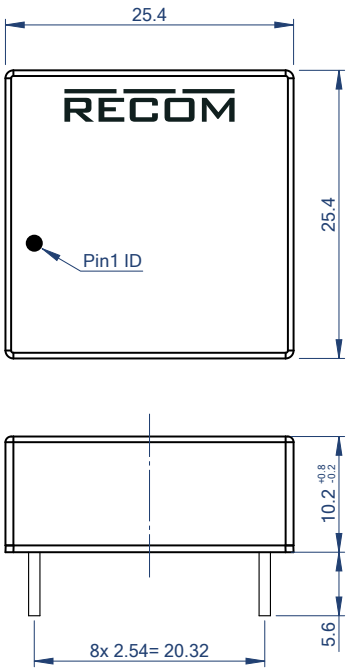

Pinning Information

Pin #	Single	Dual
1	+Vin	+Vin
2	-Vin	-Vin
3	CTRL	CTRL
4	-Vout	-Vout
5	TRIM	COM
6	+Vout	+Vout

Recommended Footprint Details

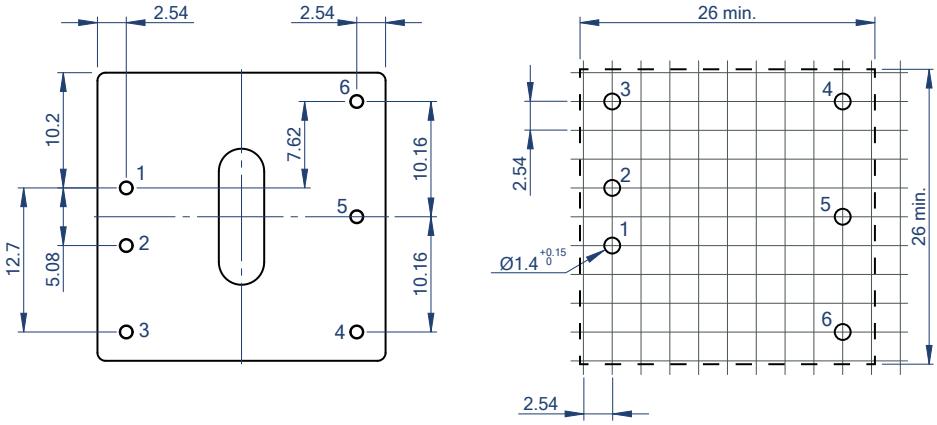

Tolerances:
x.x= ±0.5mm
x.xx= ±0.25mm

PACKAGING INFORMATION

Parameter	Type	Value
Packaging Dimension (LxWxH)	tube	520.0 x 27.5 x 19.3mm
Packaging Quantity		18pcs
Storage Temperature Range		-55°C to +125°C
Storage Humidity	non-condensing	95% RH max.

The product information and specifications may be subject to changes even without prior written notice.The product has been designed for various applications; its suitability lies in the responsibility of each customer. The products are not authorized for use in safety-critical applications without RECOM's explicit written consent. A safety-critical application is an application where a failure may reasonably be expected to endanger or cause loss of life, inflict bodily harm or damage property. The applicant shall indemnify and hold harmless RECOM, its affiliated companies and its representatives against any damage claims in connection with the unauthorized use of RECOM products in such safety-critical applications.

copyright © RECOM Power GmbH, all rights reserved
www.recom-power.com